

Corporate Parenting **Annual Report** Sub Committee 2018/19





**Foreword from Councillor Lis Every,
Chairwoman of the Corporate Parenting Sub
Committee**

I am very pleased to welcome you to the Corporate Parenting Sub Committee Annual Report which sets out the progress we have made against our priorities for children in care and those leaving care for the year 2018 to 2019. We know that we must be ambitious for every Cambridgeshire child but even more so for those who are disadvantaged and vulnerable.

Every Councillor is a Corporate Parent and this is a role that we take very seriously on the Sub Committee. Over the last year we have challenged and held to account the services provided by the Council and our partners on a number of key areas that shape the lived experiences of Children in Care and Care Leavers. We have also advocated for better outcomes in a range of forums, ensuring that these children's needs are always considered and in all Council business.

Central to the work of the Sub Committee is ensuring that the voices of our children in care influence all we do. We have been very fortunate over the last year to have had the privilege of working with two care experienced young people who, as co-opted members, have shared their knowledge and understanding to help develop and inform our priorities and discussions. On behalf of the Sub Committee, I would like to thank them for helping us to gain a better understanding of their experiences of interacting with services.

There have been significant positive progress with improvements this year which include:

- A redesign of Children's Services which led to the creation of specialist teams for children who are supported by the Council and who are leaving care. Over the next year we will continue to monitor and scrutinise Council performance and challenge where good outcomes are not being achieved.
- The publication of a revised Care Leaver Offer called Pathways4US, which has been coproduced with the young people who will benefit from more cohesive and accessible support and guidance as they transition into adulthood.
- The Council's Participation Team has worked hard to re-establish membership of the Voices Matter Group (Children in Care Council) and Care Leaver groups.
- Through the course of the year we have identified that we need to improve how we respond to and support the emotional health and well-being of children and care and those leaving care. We have listened to the feedback we have received from children and resolved to bring together key partners to address this need.

The service that children in care experience is only as good as our workforce. My heartfelt thanks go to our Children and Safeguarding Director, Lou Williams, the Assistant Director Sarah Jane Smedmor and of course all their staff for their hard work and commitment to the public they serve. As always, thank you also to our foster carers and adopters.

CONTENT GUIDE TO THE 2018-2019 CORPORATE PARENTING SUB COMMITTEE ANNUAL REPORT

	Page
Background and Purpose of the Corporate Parenting Sub Committee	4
Cambridgeshire's Children in Care and Care Leaver Demographics	6
Introducing the Five Key Priorities	10
Being and Feeling Safe	11
Being Healthy and Leading a Healthy Lifestyle.....	14
Achieving Stability and Permanence.....	19
Preparing for Adulthood.....	25
Hearing the Voices of Children and Young People	34
Future developments	36



The role of the Corporate Parenting Sub Committee – how we do things in Cambridgeshire

Corporate Parenting places collective responsibility on Local Authorities to achieve good parenting which demonstrates their commitment to helping every child they support in care and wherever that child is living, to reach their potential.

Being a Good Corporate Parent means to seek the outcomes for children in care and those leaving care that every good parent would want for their children and to safeguard and promote their life chances, providing opportunities and support. Good Corporate Parenting requires ownership and leadership at a senior level, including Elected Members.

Background

In April 2017, the Corporate Parenting Sub Committee of the Children and Young People (CYP) Committee became active following a review of the long established Corporate Parenting Board. The new arrangements reflected the drive to strengthen arrangements for oversight and decision making in respect of corporate parenting activity with clear accountability to the CYP Committee through adopting a scheme of delegated authority and a framework for decision making.

Purpose

The purpose of Sub Committee is to ensure that the Council effectively discharges its role as Corporate Parent for all children and young people in its care and provides a key role in ensuring accountability. The transformation of the Sub Committee has been led by the Chair, reinvigorating it into one which is proactive in challenging service delivery and advocating strongly for Children in Care and Care Leavers resulting in a more robust constitution with stronger governance principles.

The Sub Committee has delegated authority to exercise all the Council's functions relating to the delivery, by or on behalf of the Council, of Corporate Parentings functions with the exception of policy decisions which remains with the CYP Committee.



Delegated authority includes:

- Working with the Virtual School to raise standards of attainment and developing education, employment and training opportunities for children in care, former children in care and children leaving care.
- Ensuring mechanisms for consultation and participation are positively promoted and that the Council actively listens and responds to the views and experiences of children in care, former children in care and children leaving care.
- Receiving regular reports on the provisions of services for children in care and care leavers as required by legislation and for the purpose of monitoring and offering advice.
- Working with the Clinical Commissioning Group and health providers to ensure delivery of services to meet health needs including health assessments and plans, emotional health, sexual health, substance misuse and teenage pregnancy.

Future developments

Now that the structure and governance arrangements are embedded, a refresh of Sub Committee business will take place in 2019. Whilst there will continue to be standing agenda items, we will look to a more thematic focus to provide increased scrutiny and oversight on specific areas.

Thematic agenda items will continue to follow the key priorities:

- Being and feeling safe
- Being healthy and leading a healthy lifestyle
- Achieving stability and permanence
- Preparing for adulthood
- Hearing the voices of children and young people

As Corporate Parents we are ambitious for our children and young people and committed to supporting them to reach their full potential, to stay safe and healthy and to go on to live fulfilling and successful adult lives believing that anything is possible. We are proud of our children and will take every opportunity to celebrate their achievements.

Children in Care and Care Leaver demographics – who our children

775

children in care who Cambridgeshire were responsible for

78

Unaccompanied asylum seeking children in care in Cambridgeshire

360

young people in the leaving care population

256

children and young people in a long-term fostering placement

64

children in care with a recorded disability

340

female children in care

435

male children in care

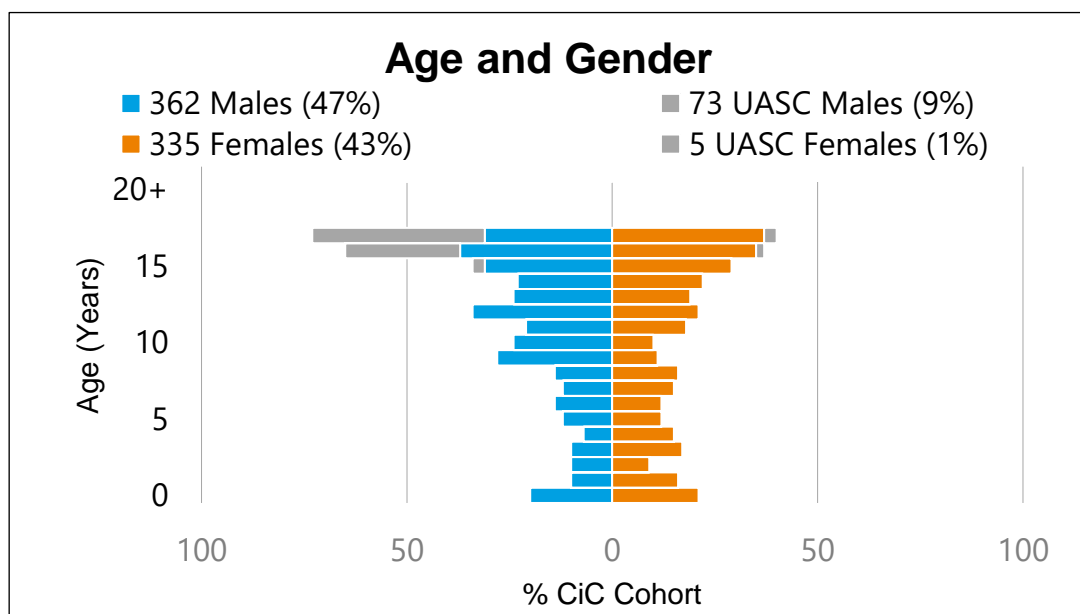
Children in Care	Apr-18	May-18	Jun-18	Jul-18	Aug-18	Sep-18	Oct-18	Nov-18	Dec-18	Jan-19	Feb-19	Mar-19
Total CIC Population	715	712	701	724	737	737	756	764	767	759	763	775
Non-Unaccompanied Children	654	655	644	650	652	655	668	678	680	676	684	697
Unaccompanied Children (UC)	61	57	57	74	85	82	88	86	87	83	79	78
Unaccompanied Children %	8.5%	8.0%	8.1%	10.2%	11.5%	11.1%	11.6%	11.3%	11.3%	10.9%	10.4%	10.1%
Rate per 10,000	53.1	52.9	52.1	53.8	54.8	54.8	56.2	56.8	57.0	56.4	56.7	57.6

Children in Care

As of 31st March 2019, Cambridgeshire County Council is responsible for supporting and looking after 775 Children in Care (including children in respite care). In June, July and August there was a significant increase in the numbers of children in the care cohort which continued throughout the year. Using the latest published data (for 2018/19) the average rate (per 10,000 0-17yr olds) for similar areas was 49.2 and for England it was 65, compared with a rate of 57.6 for Cambridgeshire.

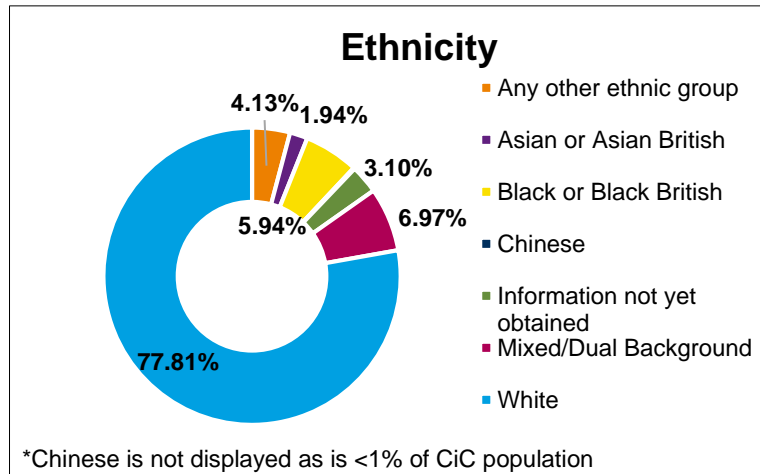
The rise in the care population in 2018/19 was also reflected in the number of unaccompanied children and young people seeking asylum over the year. Reflecting this trend, this cohort rose significantly in July and August but gradually decreased towards the latter part of the year. There are a number of factors that can have an influence on increasing numbers of children making the crossing to England, for example better weather during the summer months. The vast majority of these children will have experienced frightening and distressing experiences during their journeys and in order to ensure social workers had the capacity to adequately respond to the rise in spontaneous arrivals and these children's complex needs, it was agreed by the Eastern Region Network that Cambridgeshire would be exempt from receiving referrals via the National Transfer Scheme for a short period in late summer.

The chart below shows the age and gender of our children in care as of 31st March 2019. Unaccompanied asylum seeking children made up 10.1% of the care population and all but 5 of this cohort are male.



At the end of the year there are 64 children in care with a recorded disability, representing 8% of the care population. Of these the most prominent disabilities recorded are Learning Difficulties (29%) and Autism and Asperger Syndrome (24%).

This chart shows the ethnicity of children in care as of the 31st March 2019.



The chart below provides a breakdown of the legal status of children as of the 31st March 2019. Compared with statistical neighbours, Cambridgeshire has more children subject to Interim Care Orders and Care Orders and less children are accommodated under Section 20 (voluntary accommodation) than our statistical neighbours but more than the national picture.

Legal Status

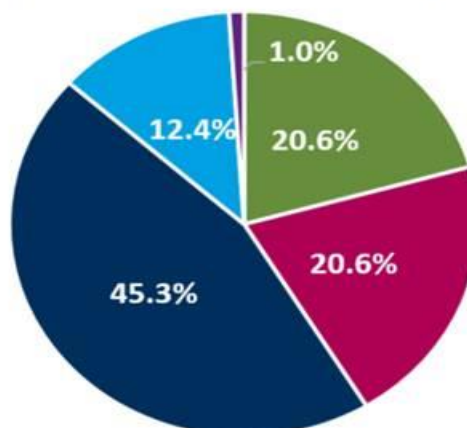
20.6% of children (160) subject to S20 (voluntary accommodation)

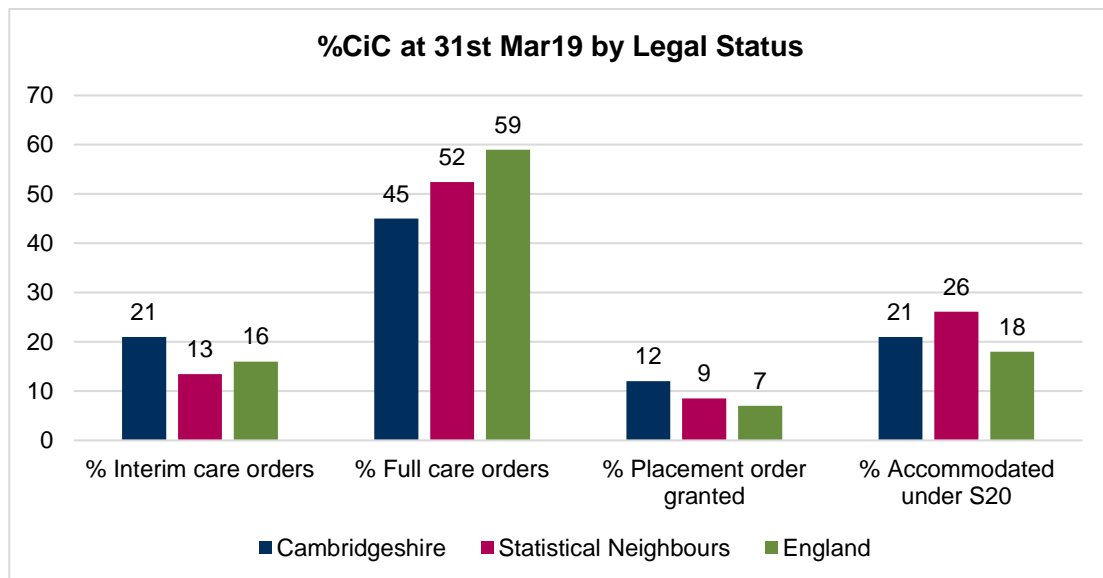
20.6% of children (160) subject to an Interim Care Order

45.3% of children (351) subject to a Care Order

12.4% of children (96) subject to a Placement order

1.0% of children (8) subject to other (short breaks, police protection & EPO)





Care Leavers

As of the 31st March 2019, the leaving care population consists of 360 young people, compared to 349 at the end of 2018. Cambridgeshire recognises that this cohort will continue to rise in the coming years as a result of legislation extending the support of Personal Advisors to all Care Leavers up to the age of 25 years (Children and Social Work Act 2017). To support this activity, capacity in the specialist Leaving Care Teams was increased through additional Personal Advisor posts and new Personal Advisor posts within the Children in Care Teams who have a focus on transition planning for children moving into adulthood.

26 Care Leavers (7.2%) have a recorded disability and of these the most common conditions recorded are Autism or Asperger Syndrome (54%), Behavioural Difficulties (38%), and Learning Difficulty (38%).

Whilst these demographics are important to help us understand who our children are we need to take into account that each one of these figures is an individual child or young person with their own unique life experiences, aspirations and asks of their Corporate Parent.

Corporate Parenting Priorities 2018/2019

Introduction

To ensure the Sub Committee continues to be as effective as possible, the membership, frequency of meetings and work plan are reviewed annually. The Sub Committee has met six times over the last year to oversee progress with the 5 key thematic priorities:

- Being and feeling safe
- Being healthy and leading a healthy lifestyle
- Achieving stability and permanence
- Preparing for adulthood
- Hearing the voices of children and young people

Acting on its delegated authority, Sub Committee has identified areas where further improvements are essential and also noted where achievements have already been made.

In recognition of a number of developments in a range of services that work with Children in Care and in response to recommendations from Cambridgeshire's Ofsted Inspection in January 2019, it was agreed that the five key priorities would remain for the year 2019/20. Whilst the improvement journey continues, progress is being made and we are confident that in 2019/20 we will be able to evidence the subsequent positive impact on children's outcomes.

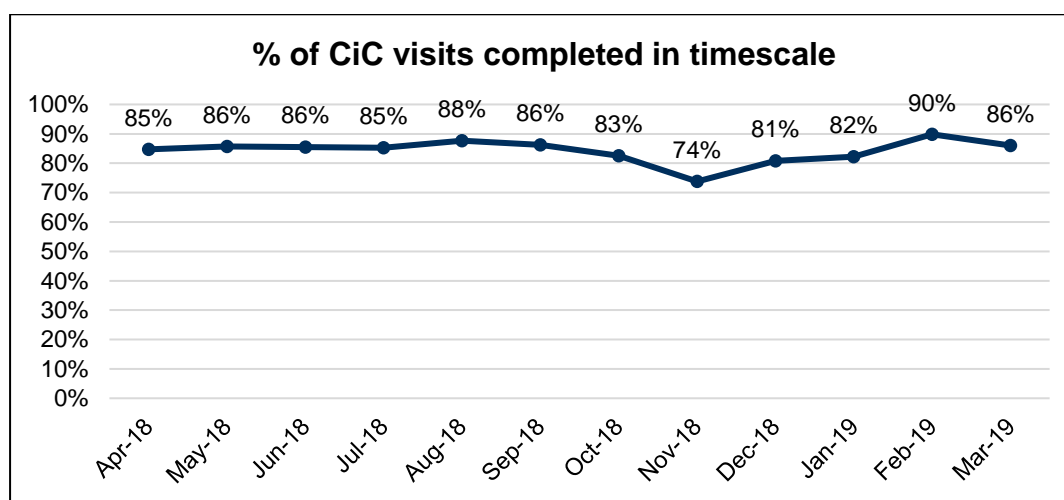


Being and feeling safe

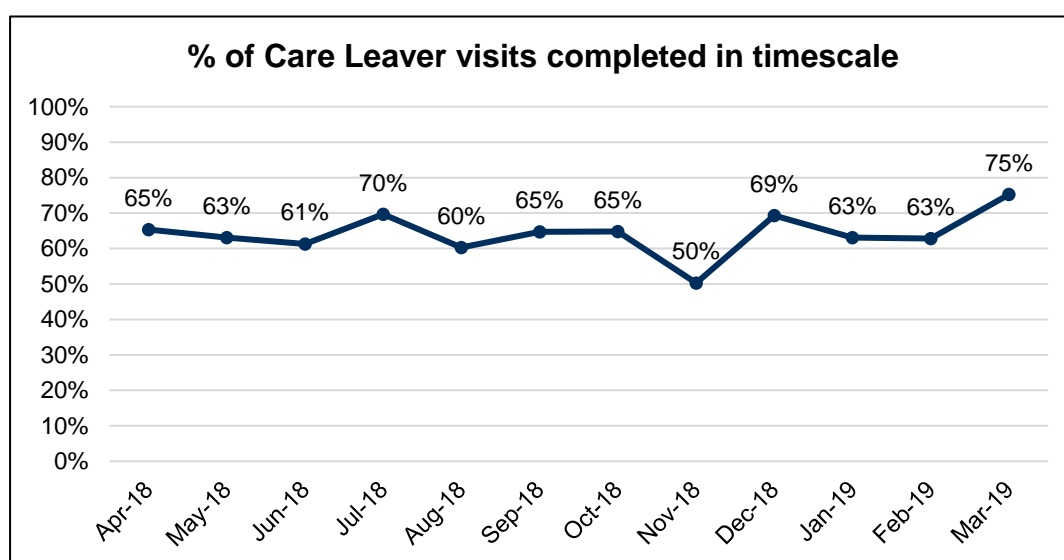
- To have consistent oversight of children in care and/or are at risk of sexual exploitation (CSE) or child criminal exploitation (CCE)
- To ensure all children in care and care leavers are involved in their reviews and their pathway planning
- To continue to improve transition care pathways for care leavers with special educational needs and disabilities
- To continue to improve workforce recruitment, retention and agency rates so young people benefit from consistent relationships
- To ensure the outcomes from the annual Independent Reviewing Officer Report are considered and action taken

Being and feeling safe	
What has been achieved	The impact on children and young people
<p>The creation of dedicated children in care teams and care leaving teams following structural changes implemented in November 2018 has resulted in the majority of children being seen within the required timescale. However recording is not always completed in a timely enough manner</p> <p>High caseloads in the Independent Reviewing Officer (IRO) Service reduced throughout the year</p> <p>The IRO escalation policy was reviewed in November 2018 and is gradually embedding</p> <p>The Multi Agency Sexual Exploitation meeting supports the identification and safety planning for all children, with children in care and care leavers specifically identified</p>	<p>Children in Care and young people leaving care will experience less changes in their social worker and Personal Advisor are now supported by specialist teams. However, the drawback of structural changes in November also resulted in a number of children having a new social care professional allocated to them</p> <p>The reduction in IRO caseloads allowed for improved focus on children's care planning. 97 escalations relating to out of date care plans were raised with the majority addressed by the social work team within the set timeframes</p> <p>With the support of the IRO service, the quality of care planning for children is showing a steady improvement</p> <p>Children at risk of exploitation are readily identified and intelligence gathered leading to a more responsive and targeted support plan</p>

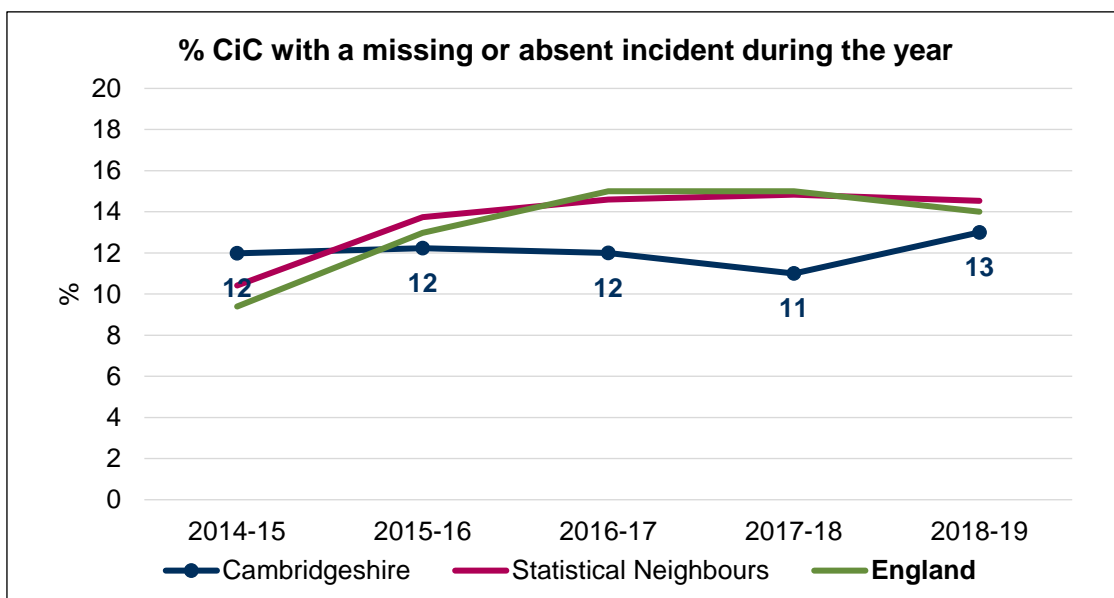
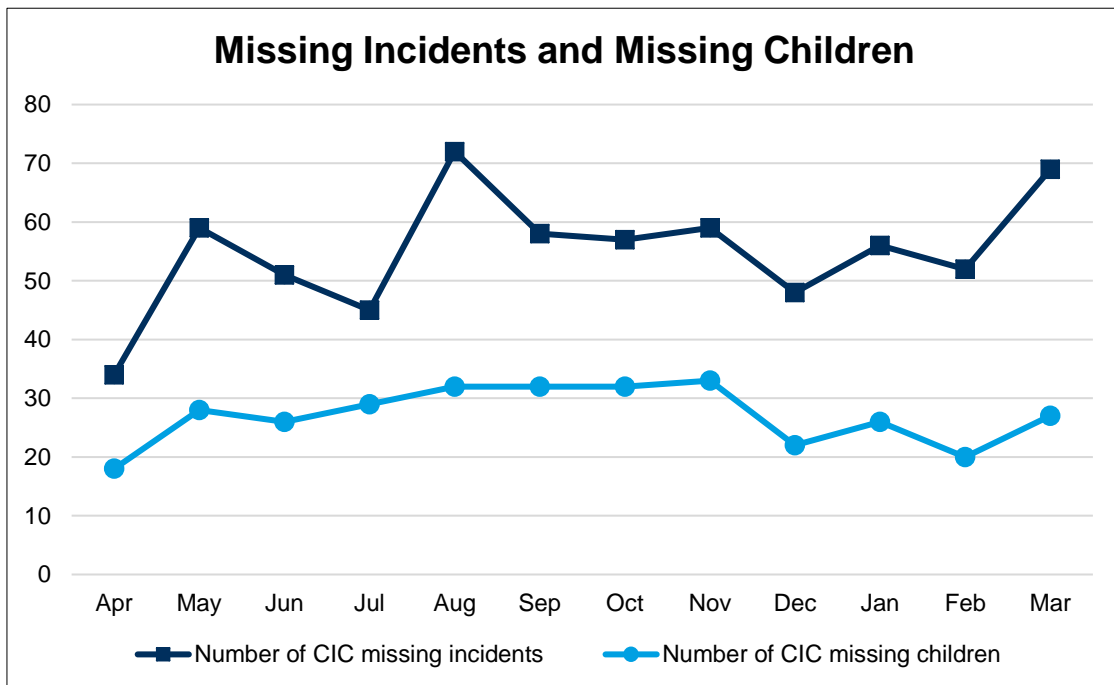
A key indicator for this priority is the percentage of children in care receiving regular visits from their allocated worker. The table below shows that performance has fluctuated marginally between April and September and dipped significantly in November which coincided with the structural changes in the system. Whilst performance gradually improved again it remains below our target of 95% of visits in timescale.



The below graph is the equivalent performance indicator for Care Leavers. This shows a significant increase in care leavers receiving a visit from their Personal Advisors since November but again there is room for much improvement.



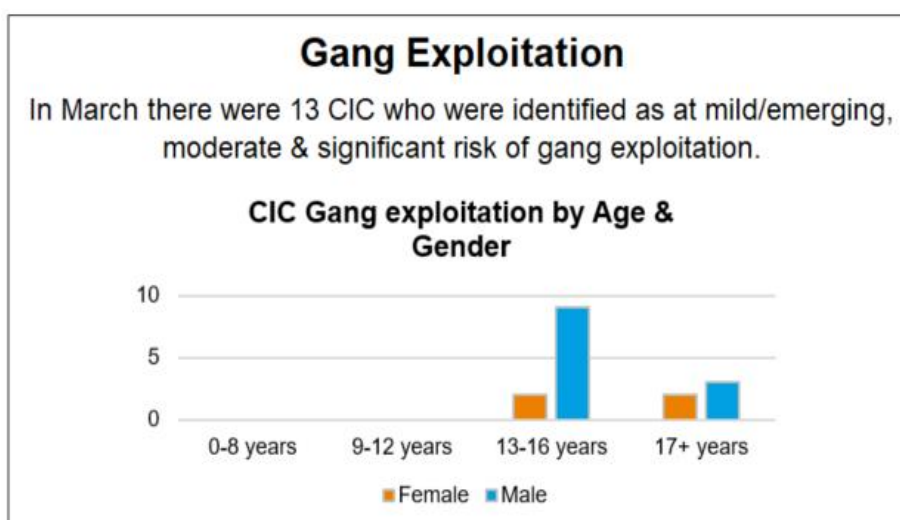
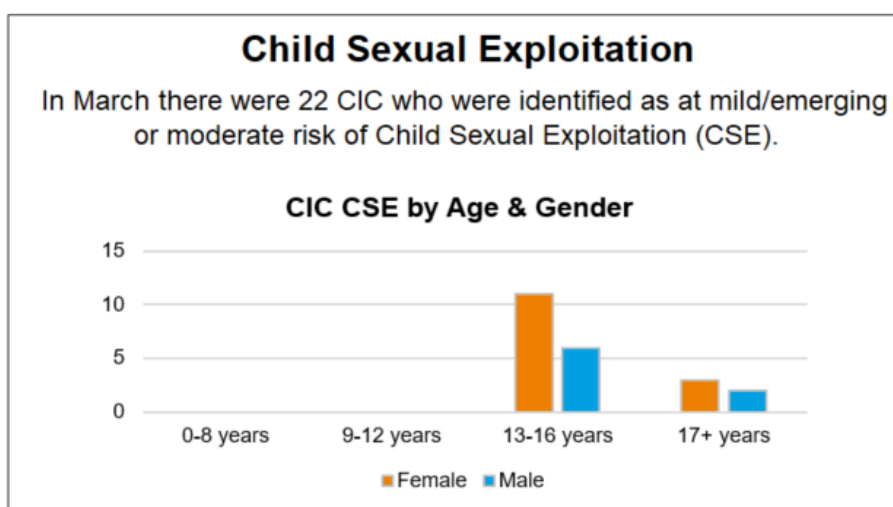
Another key indicator relating to this priority is the number of children who are reported missing and how many times they have been reported as missing. The two graphs below capture these figures and also detail the comparative data which shows that Cambridgeshire is reporting less children in care as missing than our statistical neighbours.



The number and timeliness of Return Home interviews (RHI's) conducted in response to children in care being reported missing is another key indicator relating to this priority. In Cambridgeshire the RHI's are conducted by specialist staff within the Missing, Exploited and Trafficked HUB (MET HUB). The MET HUB sits within the Integrated Front Door which enables timely access to key information about children and families from across partner agencies.

The priority for the coming year is to continue to improve both the uptake of interviews and the timeliness of RHI's. The target timeframe to conduct return interviews is 72 hours from the point the child is found. For Children in Care, 441 RHI's were required during the year, 418 were completed, 345 were completed within timescale and 73 were completed outside of the 72 hours. Some RHI's will not be completed as the young person refuses to engage with the interview.

The following two graphs show the number of children assessed as at risk in the following categories at the end of March 2019.



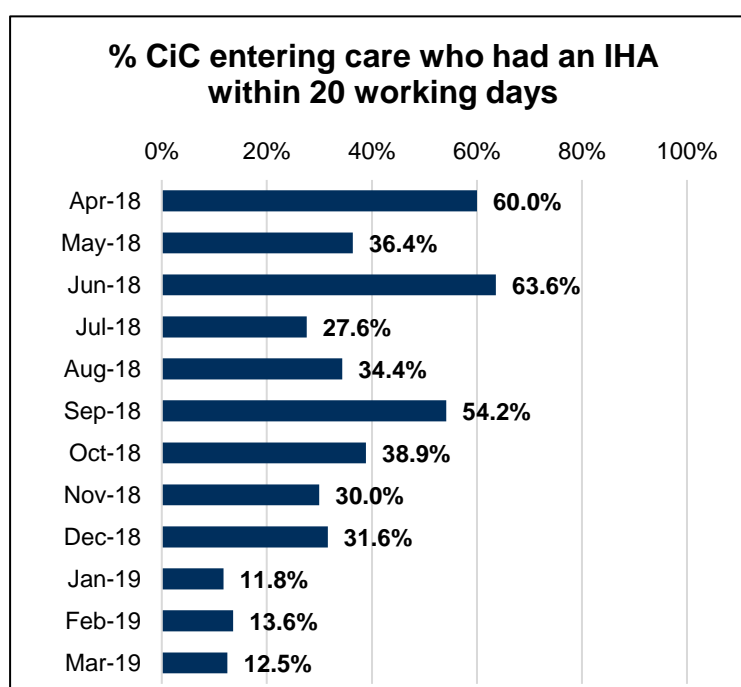
Being healthy and leading a healthy lifestyle

- To ensure improvement in the timeliness of initial and review health assessments
- To ensure that all children and young people are registered with a dentist and have regular check ups
- To ensure children and young people (and especially care leavers) have access to assessment and support for their health needs in a flexible and creative way that supports them to understand and prioritise their health
- To ensure young people are supported to understand their health history

Being healthy and leading a healthy lifestyle

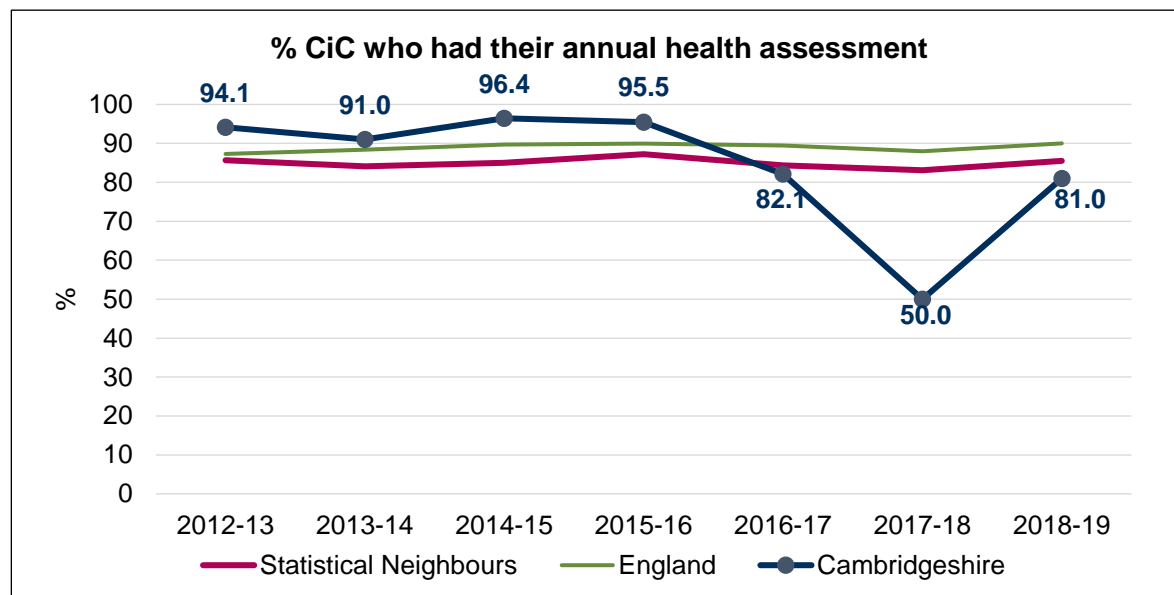
What has been achieved	The impact on children and young people
Collaborative working with health colleagues to review referral pathways and processes has commenced which will culminate in joint away days	A co-produced Standards of Practice (joint protocol) will be agreed and implemented in 2019/20 with the aim of improving joint responses to children's health needs
The Network Plus Project is established involving multiple agencies including health colleagues	The Network Plus Project supports creative and collaborative care planning for children in complex circumstances and has resulted in a number of children being prevented from hospital admissions
The Emotional Health and Wellbeing task and finish group is established bringing key partners together aiming to improve services for children in care and care leavers. This will include the effective use of information gained via Strengths and Difficulties questionnaires and health assessments	This is the first forum where key agencies will come together to specifically consider the emotional and mental health needs of children in care. The group will be supported by the Chairwoman of the Subcommittee and Co-opted young people.
The Specialist Clinical Service is established which has resulted in a group intervention for in house foster carers	Specialist clinicians support the quality and stability of foster care placements using attachment and trauma informed practice

The graph below demonstrates that there is significant improvement needed to ensure the initial health needs of children in care are responded to in a timely manner. Initial Health Assessments can be delayed for a number of reasons such as obtaining consent which allows referrals to be made to health, delayed clinic appointments and non-attendance at clinic appointments. There are also different arrangements that apply to children who live in Cambridgeshire and those who live outside of Cambridgeshire that affect how other health authorities prioritise Cambridgeshire children.

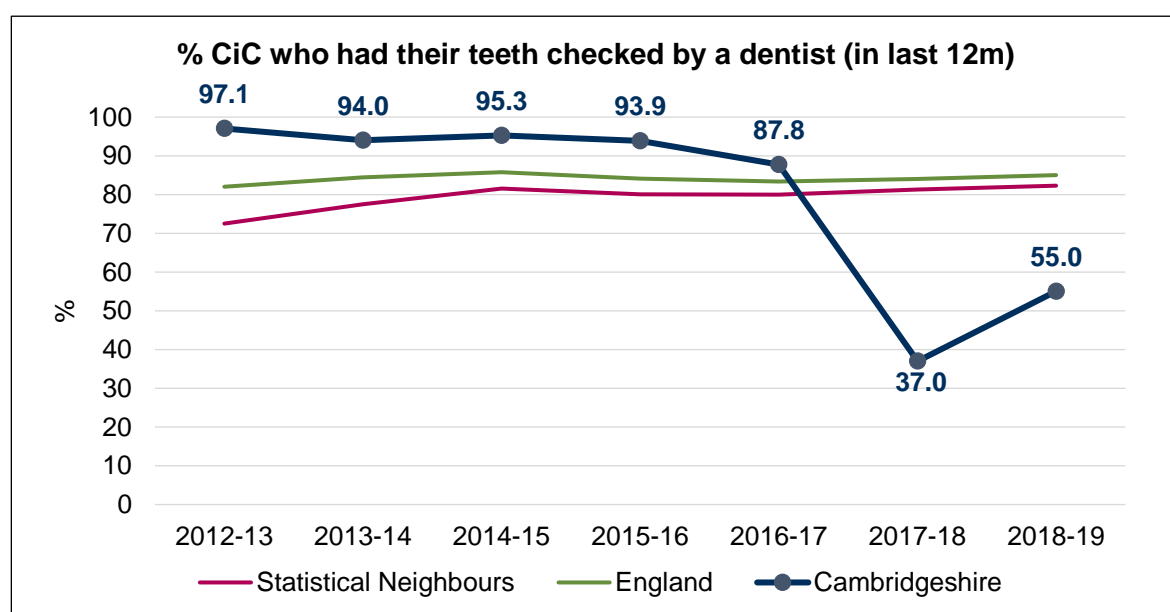


Activity has commenced which will support improvements next year such as improving the data quality and pathways which feed into this performance indicator and we are also looking to develop visual aids to encourage young people and foster carers to attend health appointments and to understand the value of these in terms of their care. Ensuring improvement and scrutinising this activity will remain a priority for the Sub Committee next year.

The chart below shows the percentage of children who received their annual health assessment, this is the cohort of children on the 31st March who have been in care continuously for over 12 months and who received their health assessment within the last 12 months (or 6 months for under 5 year olds). Whilst a significant improvement on performance in 2017– 2018, Cambridgeshire's performance remains below that of statistical neighbours and nationally.



The chart below shows the percentage of children who had been in care continuously for over 12 months on 31st March and had a dental check in the last 12 months. Again whilst performance for Cambridgeshire's children in care improved in 2018-2019, it remains well below that of our statistical neighbours and the national picture.



Care leaver's offer (health)

Health agencies have a key contribution to make in the development of the care leaver's offer and a number of initiatives are planned to support the improvement of the health offer in 2019/20.

These include:

- Contributing to the multi-agency Task & Finish group exploring services to improve the emotional health and wellbeing of children and young people in care and leaving care – recommendations to be reviewed at Corporate Parenting subcommittee in January 2020.
- Health and wellbeing work stream and away days to be held in 2019 to review the joint protocol and address operational barriers between health and social care.
- Update and reprint of the health passport for 16-25 year olds in January 2020
- Launch of the new updated health passport at Corporate Parenting Partnership Board in February 2020

Health Passport

The paper or card health passport will be offered to all children over the age of 15 years that attend for a Review Health Assessment. Uptake for the passport can be mixed with some children and young people saying that they do not want to feel different to their peers by carrying around a 'passport' and there is also a training need to support the promotion of the benefits of a health passport during transitions and placement changes as well as to encourage ownership.



Children's Services

Change Lives, Every Day

Achieving stability and permanence

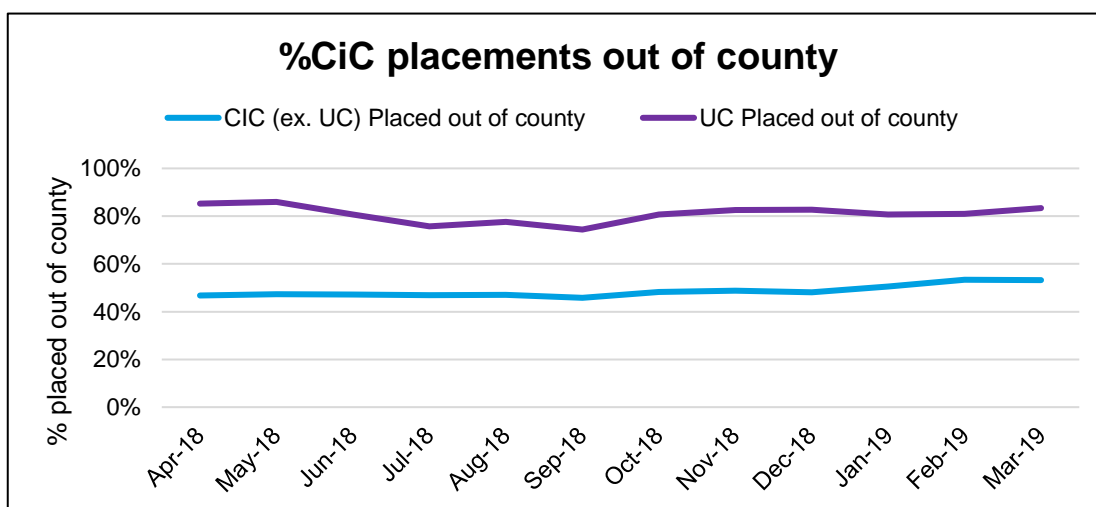
- To support the increase in the number, quality and range of local foster carers and placement provision
- To ensure improvement around placement stability
- To increase the number and timeliness of permanent care arrangements
- To consider the annual fostering and adoption panel reports

Achieving stability and permanence

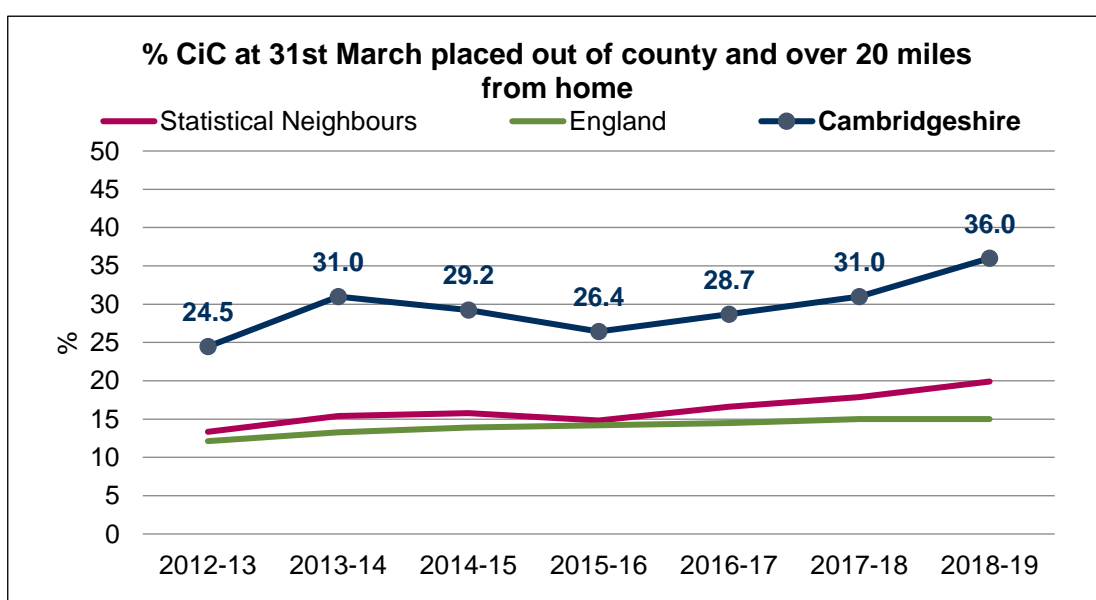
What has been achieved	The impact on children and young people
CCC fostering service underwent restructure in November 2018 that saw a reduction in the number of teams and introduced an additional service manager post	Strengthened management arrangements and oversight
Fostering campaign launched in September 2019 and 24 new fostering households were recruited in 2018/19	Recruitment strategy in place to attract new carers – rebranding of recruitment materials to ensure CCC fostering service stands out in the market place
The Cambridgeshire Foster Carer Association was launched	Improved communication between the service and foster carers, promoting good practice and supporting foster carers to provide high quality care
CCC provided 429 individual children with an in house care arrangement	Increase of 41 children over 2017/18 (10.5%)
Adoption activity was brought back into CCC in July 2019	Closer links with adoption work and improved communication
Improvements noted on the Adoption Scorecard which reports on national adoption key performance	Improvement in the average time between a child entering care and moving in with its adoptive family and in the time between a Placement Order being granted to the LA deciding a match to an adoptive family

Whilst the service continues to prioritise achieving and maintaining stable local foster care provision for children, the complexity of the needs of the children coming into our care continues to remain a challenge. An example of this is the risk of gang involvement and child sexual exploitation which may require children to live a distance away for their own protection or in provisions other than foster care. In addition the rise in the overall number of children in care throughout the year by 60 children has impacted on the ability of Cambridgeshire's in house fostering service to meet demand.

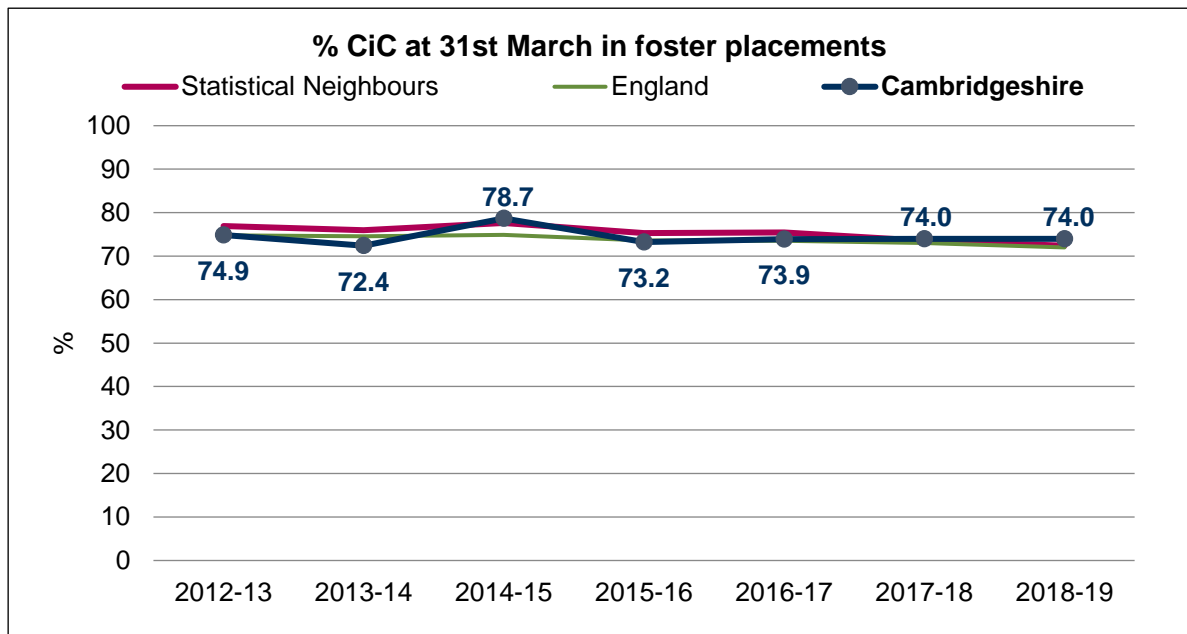
These graphs show the percentage of children living out of county and those living out of county and over 20 miles from their home. As both show, the number of children living outside of Cambridgeshire (excluding unaccompanied children) rose by 6.4% throughout the year. Unaccompanied young people are often supported to live in communities outside of Cambridgeshire that better meet their religious and cultural needs.



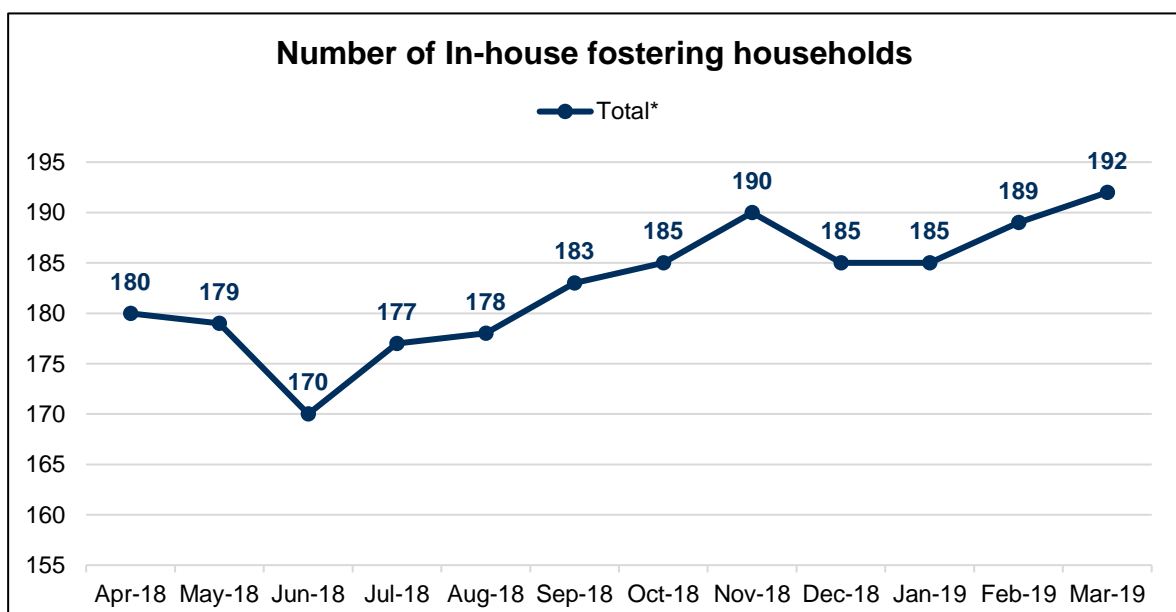
(UC = unaccompanied children)



The number of children living in foster care provision (both CCC foster carers and agency foster carers) has remained at 74% of the overall children in care cohort which is in line with our statistical neighbours and the national picture.

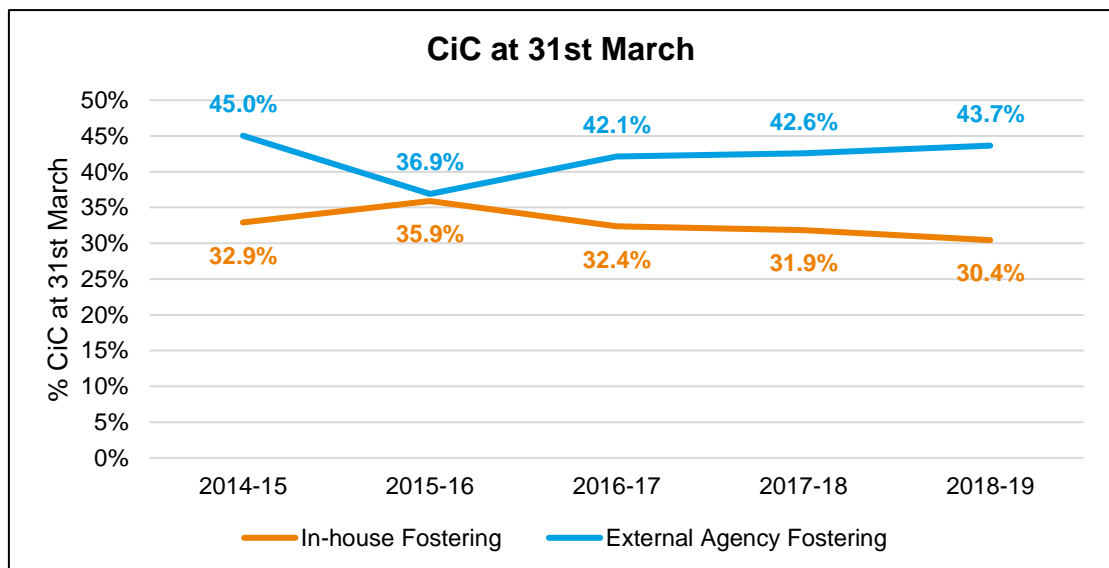


The number of approved CCC foster carer households has increased throughout the year by 12 households. However the increase has not kept up with the demand for a foster care provision.

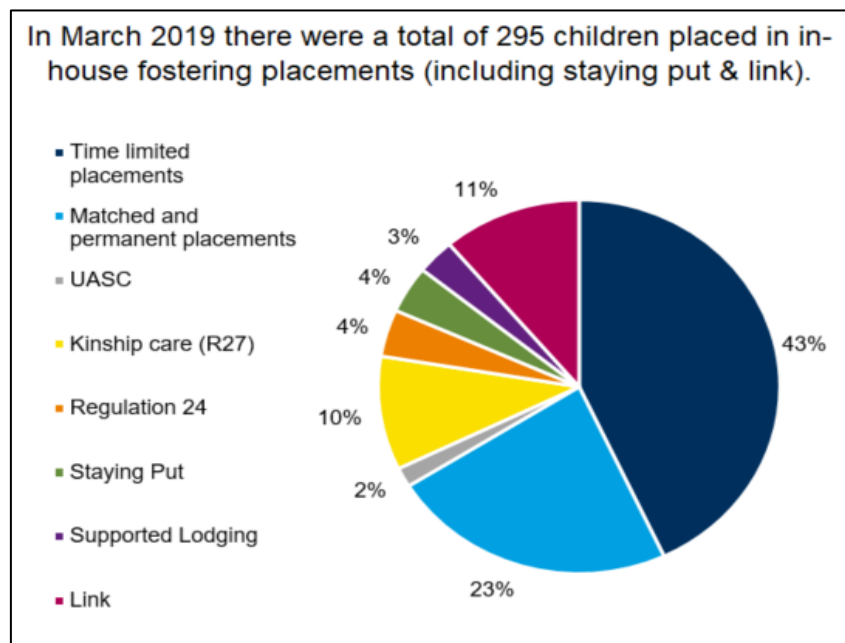


*Total includes Approved carer, Reg 24 carer, Kinship Carer (R27), Link Carer and Supported Lodgings carer households

The graph below details the percentage of children living with CCC foster carers and those living with agency foster carers. Whilst the number of children living with in-house foster carers dropped to its lowest percentage of 30.4% in March 2019 it is envisaged that the Fostering Campaign launched in 2018 will encourage more enquiries to foster and will reduce our over reliance on agency foster care.

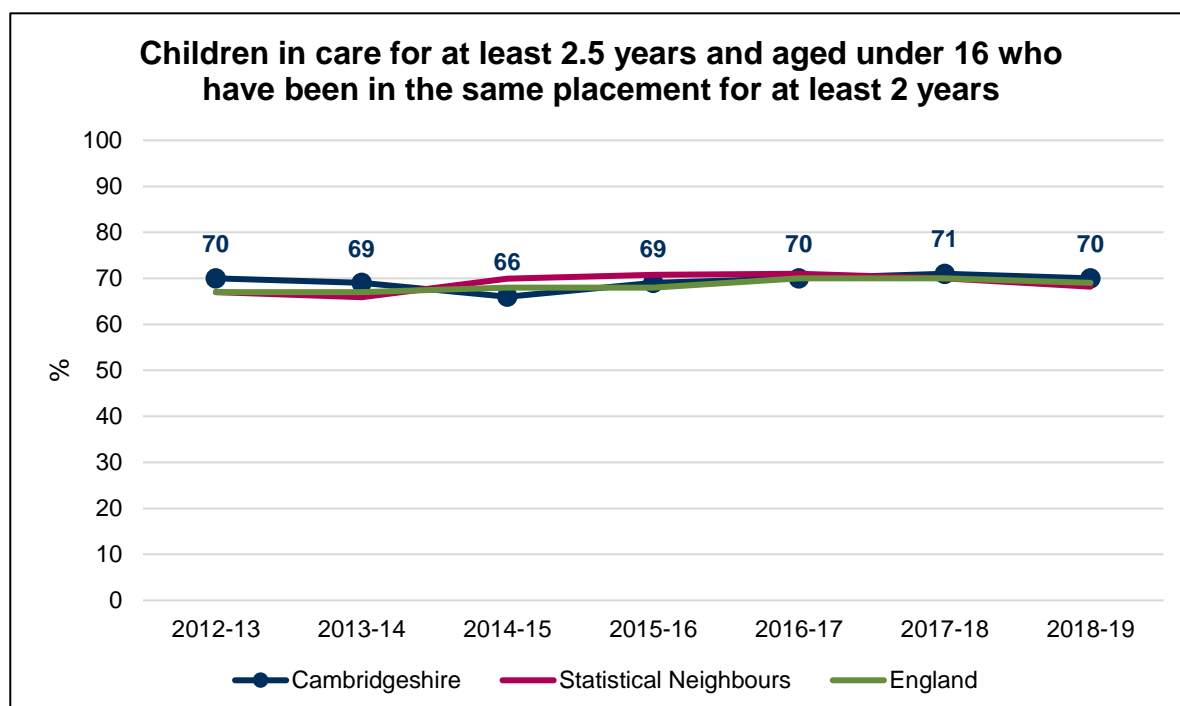
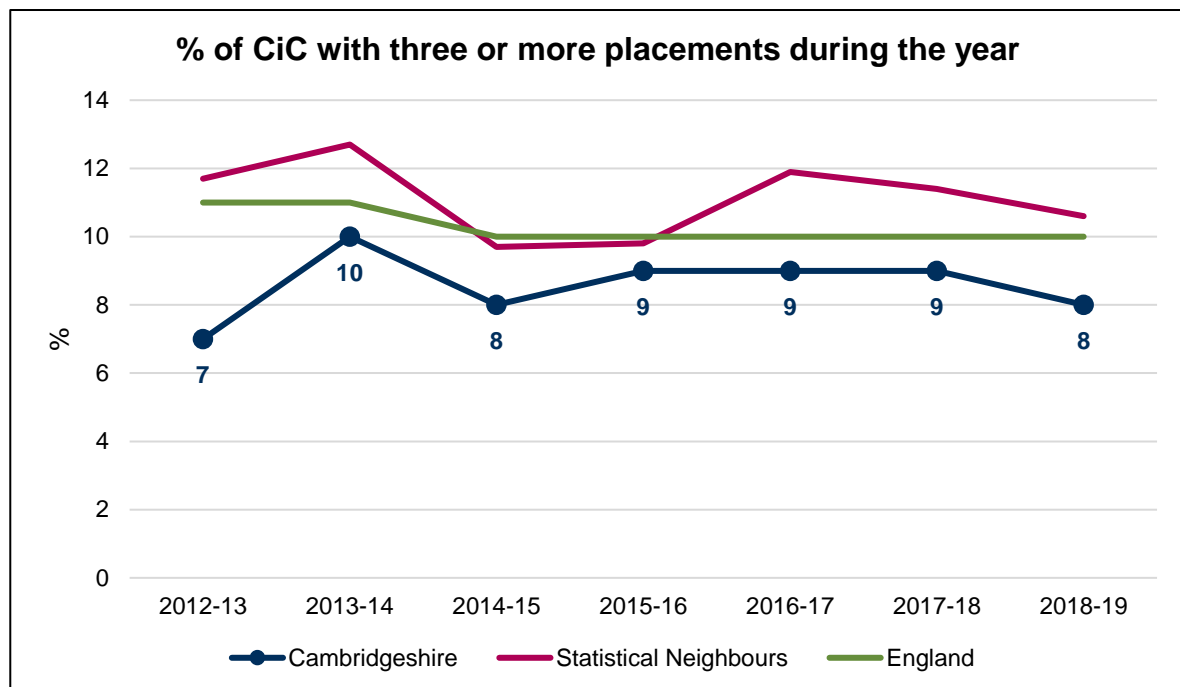


The chart below shows the 'placement type' of the children and young people living with CCC foster carers, former foster carers and supported lodgings carers.



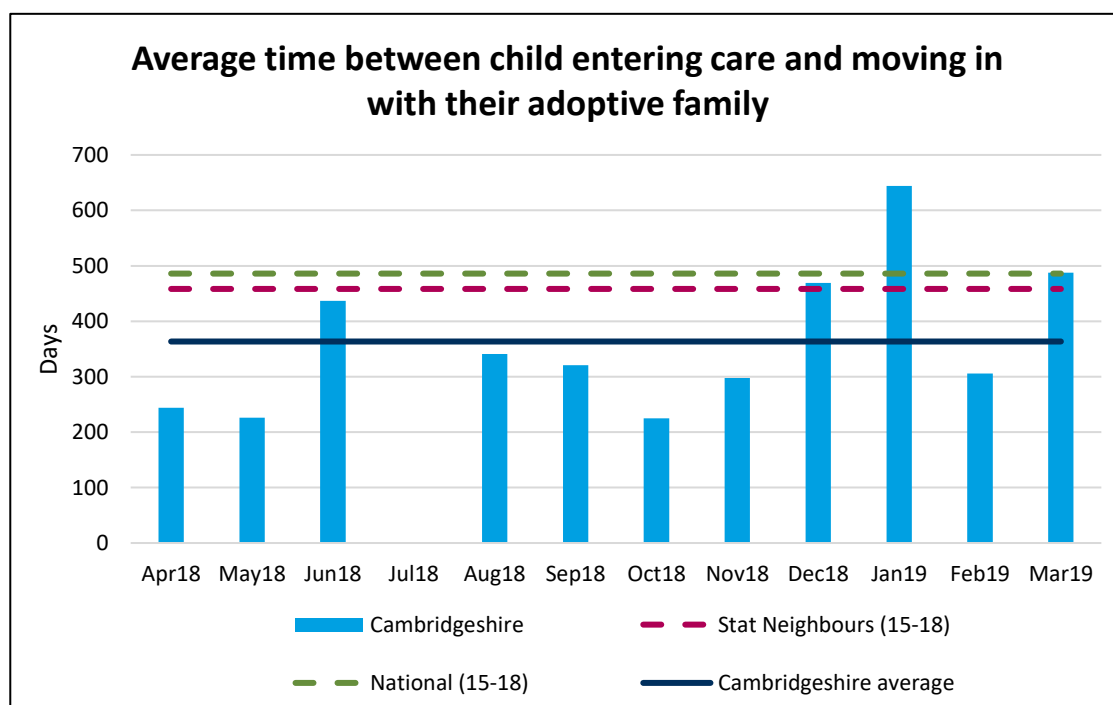
Join Our Fostering Team

Performance in relation to placement stability for Cambridgeshire's children in care remains better than our statistical neighbours and the national picture with less children experiencing three or more changes in their care arrangement during the year and more children being cared for by the same carers for at least 2 years.



There were 59 children placed for adoption in 2018/19, this is a significant rise in adoptive placements when compared to 2017/18 when 39 children were placed for adoption.

60% of these children were deemed complex under the DfE-defined 'harder to place' categories which include: being 5 years or over, in a sibling group, Black and Minority Ethnicity, disability or waiting over 18 months since Court approval to place for adoption and several of the children placed in 2018/19 had complexities in more than one of these categories. Despite this the average days between a Cambridgeshire child becoming looked after and moving in with their adoptive family was significantly less than statistical neighbours and the national average.



The number of Placements Orders allowing the Local Authority to place a child with its adoptive family remained relatively stable in 2018/19 at 62 when compared to the previous year. However Cambridgeshire also experienced an increase in care proceedings exceeding 26 weeks which rose to 66% in 2018/19, compared to 59% the previous year and 38% in 2016/17. Delays in care planning and proceedings are now being addressed through a number of forums attended by Cambridgeshire Adoption where the timeliness of pre proceeding work and court proceedings is monitored for example the multi-agency Unborn Baby Panels.

Preparing for adulthood

- To continue to monitor the use of and impact of Pupil Premium
- To manage the number of fixed term exclusions
- To maximise attainment and progress at Key Stage 4 and early years
- To continue to improve the engagement of older children in care and care leavers in positive employment, education or training activities
- To implement effective mechanisms to stay in contact with older care leavers
- To ensure suitable housing options for care leavers are in place through development work with housing
- To increase number of care leavers in higher education
- To develop and publish the Leaving Care Offer

Preparing for adulthood	
What has been achieved	The impact on children and young people
<p>Specialist care leaving teams in place following the system wide restructure in November</p> <p>Publication of the CC care leavers offer, PATHWAYS4US hosted on the CCC corporate website.</p> <p>The visit by the National Implementation Adviser for Care Leavers to place in January and helped to further define our aspirations and offer. This resulted in investment for a specialist Local Offer Personal Advisor</p> <p>The Virtual School reviewed practice to ensure a higher completion rate of the ePEP document, streamlined the PEP and QA processes, introduced single submission deadline and school visits</p>	<p>Investment made in additional Personal Advisor (PA) posts to enable PA's to work directly with care leavers and respond to, support and manage the growing number of care leavers opting to ask for our support up to their 25th birthday</p> <p>The website offers guidance, information and opportunities relating to education, work and training, citizenship, accommodation, finances, health and relationships</p> <p>Improved compliance and quality to ensure plans are effective and meet the needs of children. Educational Psychologist will lead on developing training to ensure SMART targets and the role of the PEP Champion with the Virtual School will be developed</p>

The Virtual School

In April 2019, 49% of children in care are living outside of Cambridgeshire. Of these 347 children, 155 were not living in the East of England. Cambridgeshire also had a small minority of children living outside of England. This increases the complexities in ensuring there is equity of service from the Virtual School and where it is not possible to offer support face to face, the Virtual School makes use of technology. The tables below provide an overview of the Cambridgeshire's Children in Care of school age and the Local Authorities they live in.

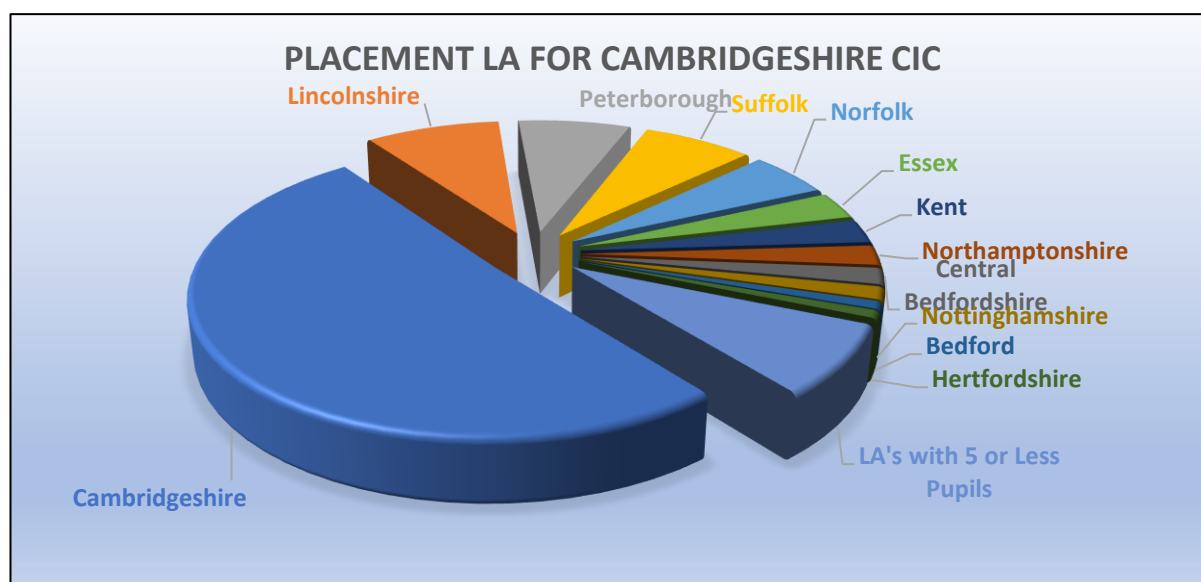
Cambridgeshire Virtual School (April 2019)	Pupils	% of Total
Total number of Children in Care (CiC)	706	100%

Cambridgeshire CiC - in Cambridgeshire schools or education settings	359	50.8%
Cambridgeshire CiC - in Out of Cambridgeshire Schools or Education Settings	347	49.2%

*Unaccompanied Asylum Seeking Children (UASC)	35	5.0%
---	----	------

Male	406	57.5%
Female	300	42.5%

Ethnicity - White British	554	78.5%
Ethnicity - Not White British	152	21.5%



Special Educational Needs and Disabilities (SEND)

In April 2019, the percentage of Cambridgeshire's children and young people in care reported as having a categorisation of SEN support is slightly below the national figure, whereas those being supported by an EHCP is above the national level. There is a significant difference between those in care with SEND and all pupils (both nationally and within Cambridgeshire). This reflects the complexities of this cohort of children.

	All Pupils Nationally	All Pupils Cambridgeshire	National CiC	Cambs CiC
SEN Support	11.7%	10.7%	29%	22.6%
Education Health Care Plan	2.9%	3%	26.5%	30.8%

In recognition of the important role of training in developing practice and empowering professionals to work effectively with children and young people in care, the Virtual School delivered a variety of training sessions covered by the Pupil Premium Grant retention. This training was delivered to foster carers, other Local Authority partners including the IRO team and new adopters as well as schools and other education settings.

Early Years Attainment

GLD refers to Good Level of Development. This is the national benchmark for children at the end of the Early Years Foundation Stage (aged 5). Children are deemed to have met GLD if they have achieved the Early Learning Goals in the curriculum areas of Personal, Social and Emotional Development, Physical Development, Communication and Language Development, Literacy and Mathematics.

There are 12 children in the Early Years qualifying cohort. This cohort is relatively small which impacts significantly on the percentage value of each pupil. This is the first year outcomes for this age group have been published, therefore year on year comparisons are not possible.



The table below shows that Cambridgeshire is 5% below the figure for children in care nationally in relation to meeting the requirements of GLD.

Good Level of Development (GLD)	RECEPTION (EYFSP)		
	2016	2017	2018
Cambridgeshire - CiC Cohort	x	x	12
Cambridgeshire - CiC	x	x	42%
National - CiC	x	x	47%
<i>Cambridgeshire - All Pupils</i>	70%	71%	71%
<i>National - All Pupils</i>	69%	71%	72%

Key Stage 1 and 2 Attainment

At the end of key stage 1 (aged 7) and key stage 2 (aged 11), children are assessed as:

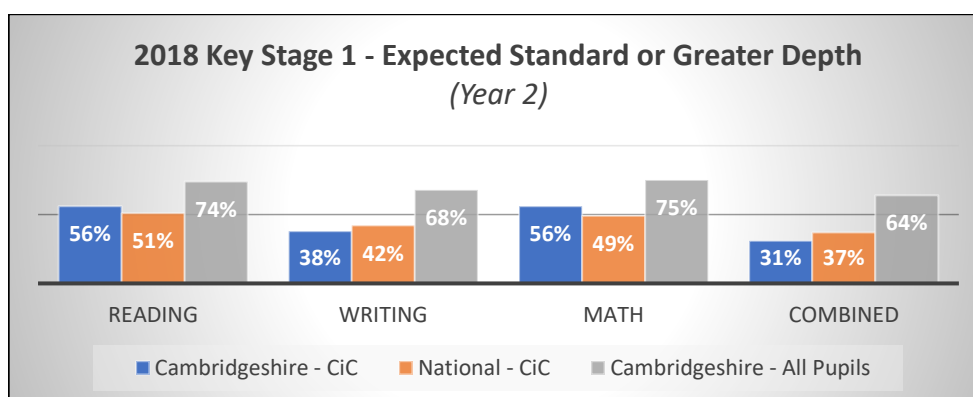
Working towards the expected standard: not yet reaching the standard expected for their school year

Working at expected standard: at the level expected for their year group

Working at greater depth: working more deeply within the expectations for their year

Key Stage One

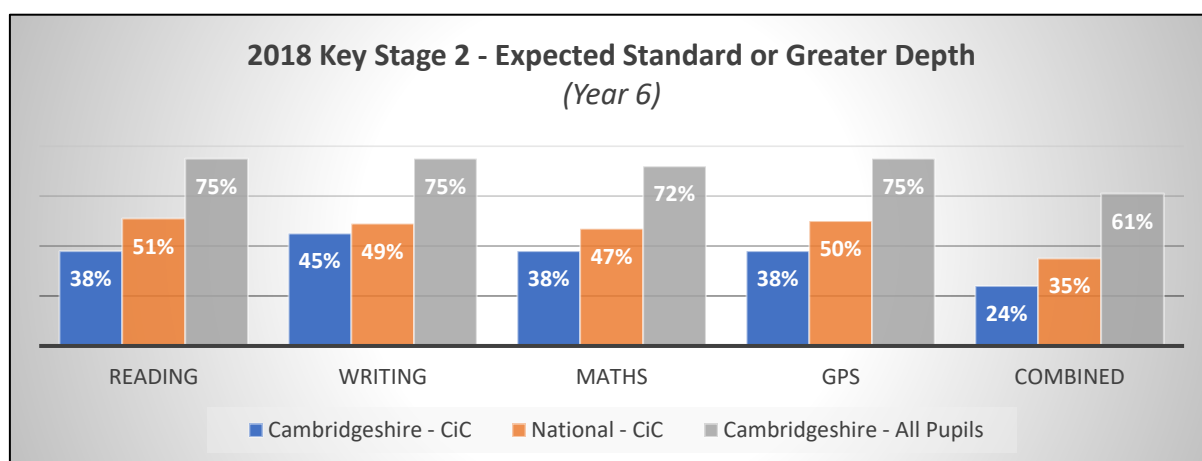
Of the 16 children in this cohort, Cambridgeshire children in care outperformed children in care nationally in reading and maths. This strength is also reflected in the greater depth standard with 6% of the cohort achieving this in reading and maths, which is in-line or just below the national figure.



Key Stage Two

There are 29 Cambridgeshire Children in Care in this cohort. Performance is below the national picture however the general trend over the last three years has been upwards and the percentage point increase has been better than the Cambridgeshire 'all pupils' figure. The comparison of children in care pupils between Cambridgeshire's statistical neighbours is quite wide with some having fewer than 10 pupils at KS2 compared to others with 77. This can create significant statistical anomalies when comparing percentage point figures.

In general, Cambridgeshire is in the lower middle ranking for KS2 attainment but at the upper end for progress, particularly for Writing, where it is ranked No1 against statistical neighbours.

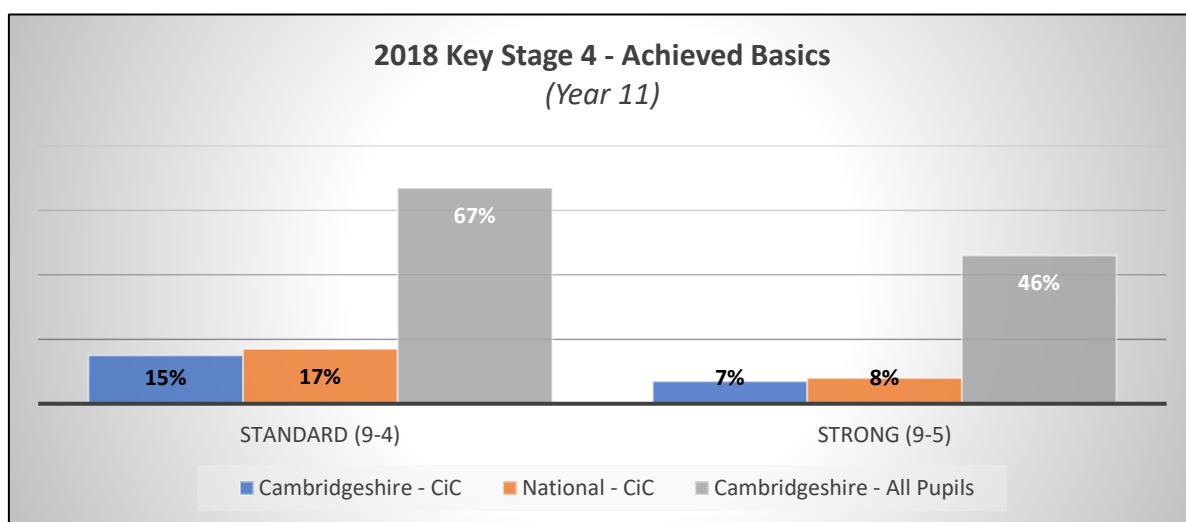


Cambridgeshire Children in Care Progress From Key Stage 1 to Key Stage 2			
	2016	2017	2018
Reading	0.45	-0.37	-0.17
Writing	0.64	-0.95	0.39
Maths	-1.34	-2.21	-0.97




Key Stage Four Attainment and Progress

Most GCSEs are now graded 9-1, with 9 being the highest grade and 1 the lowest. The new GCSE content is recognised as more challenging. Grades 4 and 5 are equivalent to what was a 'C' in the old GCSE grades. Grade 5 is known as a strong pass and grade 4 as a standard pass. Students that do not achieve at least a 4, will be expected to re-sit the GCSE. The ongoing changes to the Key Stage 4 examinations mean it is hard to compare year on year and only 2017 can reasonably be looked at alongside this year's figures.



Cambridgeshire Children in Care are very close to national Children in Care figures and are better in some areas such as EBacc Maths, however all figures are low compared with all pupils nationally and all those within Cambridgeshire.



Inclusion

Cambridgeshire children in care's attendance data compares favourably to both the national children in care percentage and to all children in Cambridgeshire and nationally. However, compared to statistical neighbours Cambridgeshire does not rank as favourably: 4th /11th for persistent absence and 9th/11th for unauthorised absence.

Cambridgeshire's children in care figures for exclusions are slightly better than the national children in care figures, Cambridgeshire being ranked 3rd/11th against statistical neighbours. Cambridgeshire now need to strive towards closing the gap between all children and children in Cambridgeshire's care.

	Unauthorised Absence	Persistent Absence	At Least 1 Fixed Term Exclusion
	% of Sessions	% of Sessions	% of Sessions
<i>National All Pupils</i>	1.4%	11.2%	4.8%
<i>Cambridgeshire All Pupils</i>	1.1%	9.6%	5.9%
National CiC	1.3%	10.6%	11.8%
Cambridgeshire CiC	1.2%	9.2%	10.7%

NEET/EET

In April 2019, there were 93 out of 106 Year 12 children and young people in education, employment or training and 75 out of 87 Year 13 children and young people. The breakdown of those who are NEET is as follows:

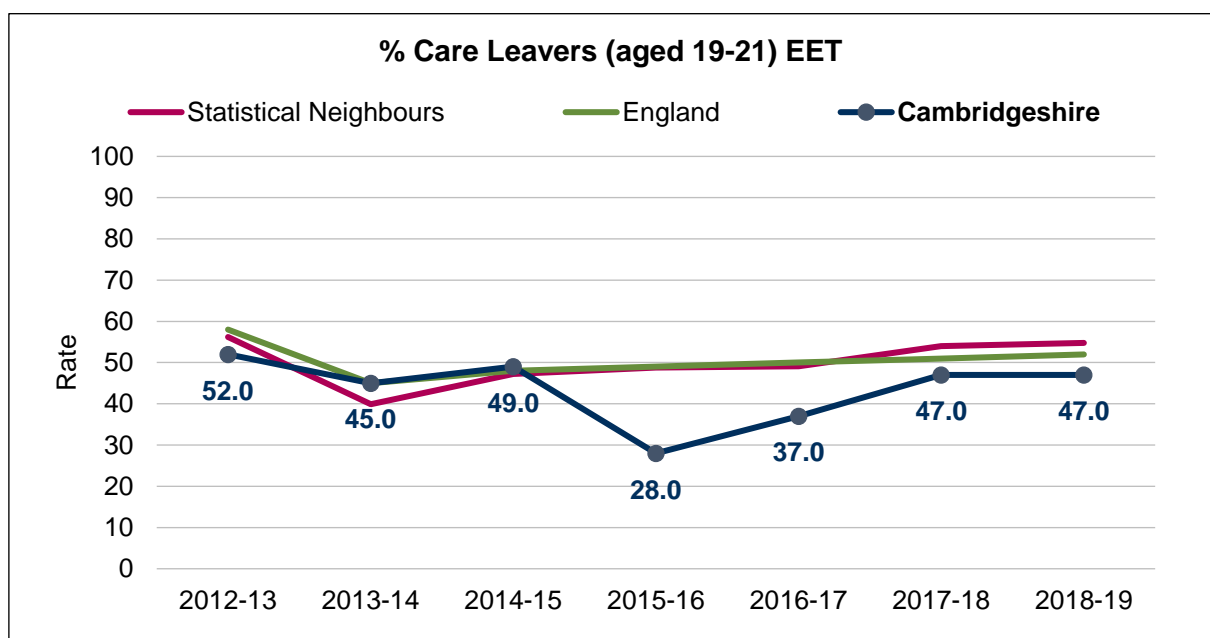
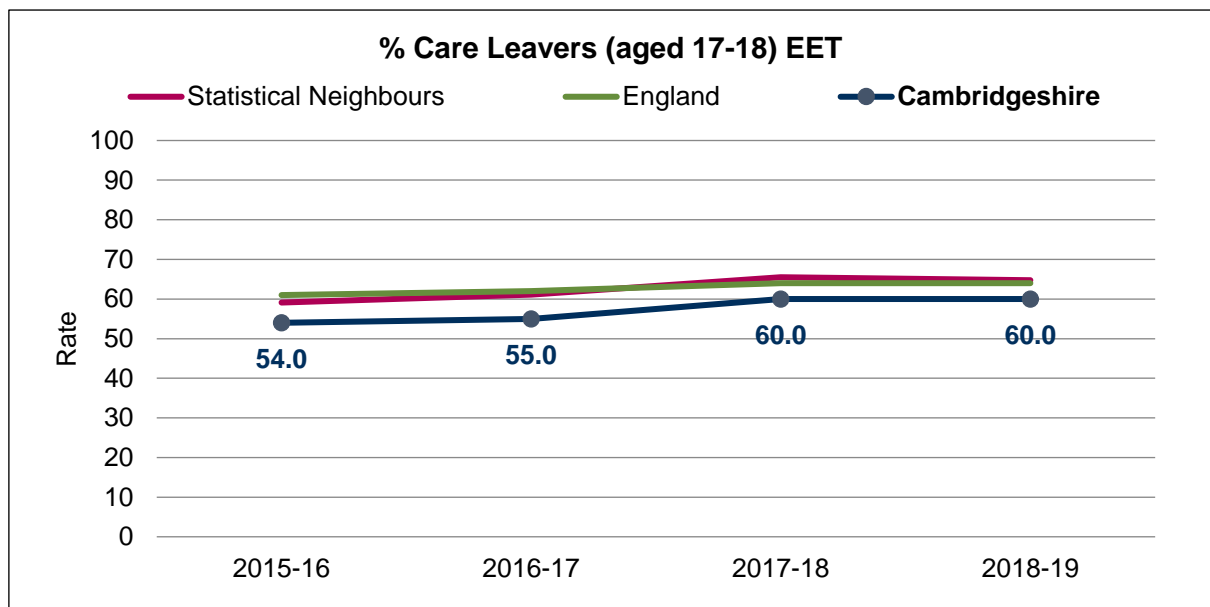
Year 12

NEET - Not yet ready for EET	7
NEET - Seeking EET	3
NEET - Awaiting start date of EET	1
NEET - Teenage mum	1
NEET - Working not for reward	1

Year 13

NEET - Not yet ready for EET	7
NEET - Seeking EET	4
NEET - Awaiting start date of EET	1

As the two graphs below show, the percentage of care leavers in education, employment or training at the ages of 17-18 and 19-21 years respectively, remained static in 2018-2019. Whilst Cambridgeshire remains below its statistical neighbours and the national percentage, it is anticipated that with improved focus and the investment in additional staff as part of structural changes in November 2018, performance will improve in 2019- 2020.



An important indicator in Preparing for Adulthood is the percentage of care leavers living in suitable accommodation and the number that the Local Authority maintain a relationship with. In relation to performance in both these areas, in April 2019 Cambridgeshire's performance was showing a similar trend as those in education, employment or training, Cambridgeshire performing just below the national percentage across the reported age ranges.

Care Leavers living in suitable accommodation

17– 18 year olds: Cambridgeshire- 87%

National - 90%

19- 21 year olds: Cambridgeshire – 84%

National – 89%

Care Leavers in touch with the Local Authority

17– 18 year olds: Cambridgeshire- 84%

National - 90%

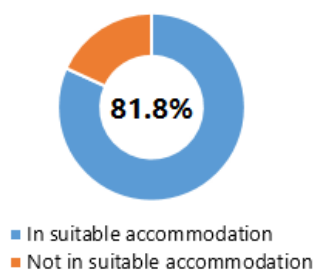
19- 21 year olds: Cambridgeshire – 81%

National – 85%



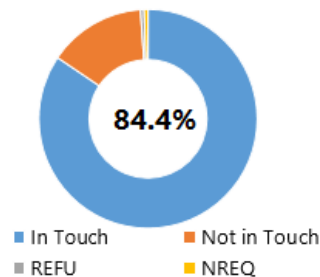
The pie charts below set out Cambridgeshire's performance against key indicators as of the 31st March 2019 in relation to the overall care leaving cohort.

In Suitable Accommodation



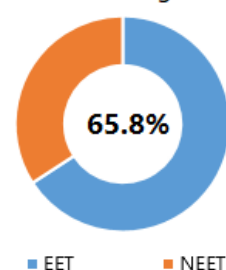
National 18/19 = 85.9%

In Touch



National 17/18 = 90.1%

In Employment, Education or Training



National 18/19 = 55.3%

Hearing the voices of children and young people

- Hearing directly from care leavers on the impact of Cambridgeshire's Local Offer and develop their voice and influence
- Closing the loop in acting on young people's feedback to ensure children in care and care leavers experience tangible changes in the areas they think we could do better on
- Continue to raise awareness within Council services to create opportunities for young people to influence wider services
- Learn lessons from complaints reports to improve practice
- Seek out new, innovative and successful ways to maximise the feedback from young people that can be used to improve the experiences of the care population now and in the future

Hearing the voices of children and young people

What has been achieved	The impact on children and young people
A Young Person's Guide to being in Care has been developed with the help of children and young people	Children and young people have an accessible guide that clearly sets out the role of key professionals and meetings, their rights and who to speak to if they are not happy with any aspect of their care or services being provided to them
The Children in Care Council meetings (Voices Matter) were re scoped and redeveloped to increase attendance and participation of children and young people in care	There is a plan for participation activities throughout 2019, including Voices Matter meetings and the Care Leavers Forum. A new Participation Strategy has been produced and launched
The Council's 10 promises to Children in Care has been launched	The Council has a clear pledge to children in care for which it can be held to account
Mind of my Own application embedded into practice, Mind of My Own apprentice in post and supporting awareness of the app	Children and young people are supported to participate fully in their care, their views helping to make practice changes in children's services
The Care Leavers Forum was consulted on the Local Offer	PATHWAYS4US (Local offer for Care Leavers) is published

The Participation Service

A number of participation events supported by the Sub Committee were held throughout Cambridgeshire during the year which included:

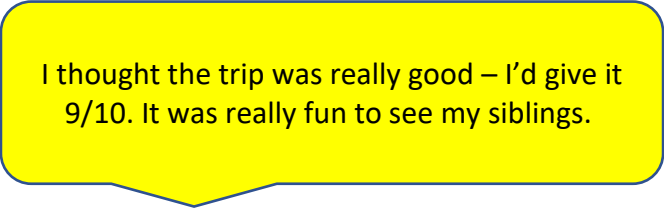
- The Annual Awards Ceremony in February 2019 where two hundred children and young people were nominated for an award and around eighty attended the event
- Children, young people and their carers attended a stargazing event at Cambridge University hosted by the Realise Team
- Six young people attended a Realise University Explore event, workshops included debating, geology and modern languages as well as circuit training at the sports centre
- The annual summer 'Picnic in the Park' took place and was well attended, everyone enjoying craft stalls and activities including a 'Bake Off' competition
- Children aged 6 – 11 and their carers attended a Make and Take Christmas Craft Fair hosted by teams from within children's services and the health team
- Cambridgeshire attended a regional participation event to support a project whereby children in care provide advice to their social workers, called the Top Ten Tips. Cambridgeshire was tasked to collect feedback on Be Respectful: please don't judge us. The Top Ten Tips will be made into a film and showcased in April 2019 at National Children in Care Council Event.

Voice of the children in care planning


In line with the national expectation that children's views are sought in an age appropriate manner for their Children in Care reviews, 54% of children in care over the age of four attended their review, 41% conveyed their views via another person (6% via their NYAS advocate) or through using the Mind of My Own app or a consultation document.

Siblings Forever


Siblings Forever is a two night activity trip for brothers and sisters aged 8 to 18 years who have been separated through care. It allows siblings to have extended time together in a safe and fun environment. One activity trip took place in October 2018 which was held at the Graffham Water Activity Centre. Below are examples of feedback from the trip.



I thought the trip was really good – I'd give it 9/10. It was really fun to see my siblings.



I loved the trip. I loved spending so much time with my brother and sister



I had a good time. All good to see my big brothers.

There are a number of areas for development that will continue to be monitored, scrutinised and supported by the Corporate Parenting Sub Committee in 2019. These include:

Ensuring children and young people (and especially care leavers) have access to assessment and support for their health needs in a flexible and creative way that supports them to understand and prioritise their health

Ensuring young people are supported to understand their health history

Hearing from young people about their experience of accessing appropriate and tailored health services

Ensuring maximum and creative impact of the pupil premium

Continuing to drive attainment for all children in care to reach their potential and be as close as possible in their achievements to children outside of the care system

Ensuring the Sub Committee hears the views of front line staff

Hearing from young people about their experiences of being supported through transitions and into adulthood

Supporting the development and aspirations of Cambridgeshire's Local Offer

Supporting the recruitment and retention of foster carers that are prepared and supported to undertake the role of caring for children with complex needs – local foster families for local children

Hearing from children and young people of their experience of the care they are provided with in a variety of different care arrangements

Closing the loop in acting on young people's feedback to ensure children in care and care leavers experience tangible changes in the areas they think Cambridgeshire could do better on

Encouraging Corporate Parenting partners to be more ambitious in expressing and realising their Corporate Parenting offers. The Corporate Parenting Sub Committee will continue to create a culture of accountability in order to achieve