











Blue Badge Survey

2. Individual or Organisation?






Are you responding as a...							Response Percent	Response Total
1	Individual						99.79%	3383
2	Organisation						0.21%	7
Analysis	Mean:	1	Std. Deviation:	0.05	Satisfaction Rate:	0.21	answered	3390
	Variance:	0	Std. Error:	0			skipped	0

3. Individual Responses




1. Who owns the blue badge?							Response Percent	Response Total
1	Myself						80.34%	2718
2	Someone in my household						11.03%	373
3	Other (please specify):						8.63%	292
Analysis	Mean:	1.28	Std. Deviation:	0.61	Satisfaction Rate:	14.14	answered	3383
	Variance:	0.38	Std. Error:	0.01			skipped	7

2. The Council is looking to increase the cost of applying for a Blue Badge for three years from the current £9 to the national £10 rate - just over 33p a year extra. How far do you agree with the increased application charge?							Response Percent	Response Total
1	Strongly Agree						59.68%	2019
2	Agree						35.18%	1190
3	Disagree						1.18%	40
4	Strongly Disagree						1.60%	54
5	Neutral						2.36%	80
Analysis	Mean:	1.52	Std. Deviation:	0.81	Satisfaction Rate:	12.95	answered	3383
	Variance:	0.65	Std. Error:	0.01			skipped	7




3. The council is also proposing an immediate increase in the cost for replacing lost or stolen badges from £5 to £10. How far do you agree with the increased replacement charge?

						Response Percent	Response Total
1	Strongly Agree					49.01%	1658
2	Agree					38.46%	1301
3	Disagree					6.12%	207
4	Strongly Disagree					2.90%	98
5	Neutral					3.52%	119
Analysis	Mean:	1.73	Std. Deviation:	0.96	Satisfaction Rate:	18.36	answered 3383
	Variance:	0.91	Std. Error:	0.02			skipped 7






4. If at any point in the future the Government changes national guidelines and makes reasonable increases to the Blue Badge fee (currently £10), do you support Cambridgeshire County Council following this guidance and increasing its fees accordingly?

						Response Percent	Response Total
1	Yes					78.27%	2647
2	No					6.36%	215
3	Neutral					15.38%	520
Analysis	Mean:	1.37	Std. Deviation:	0.74	Satisfaction Rate:	18.55	answered 3382
	Variance:	0.54	Std. Error:	0.01			skipped 8

5. Will the proposed charges have an impact on you and/or your family?

						Response Percent	Response Total
1	Yes, a significant impact					1.66%	56
2	Yes, some impact					13.51%	457
3	Little or no impact					84.84%	2870
Analysis	Mean:	2.83	Std. Deviation:	0.42	Satisfaction Rate:	91.59	answered 3383
	Variance:	0.17	Std. Error:	0.01			skipped 7

6. With £41 million to find in savings next year and more demand on Council services, the alternative to charging more for blue badges, would be to make additional savings from elsewhere in the budget. How far would you agree with making alternative savings elsewhere?





						Response Percent	Response Total
1	Strongly Agree					6.36%	215
2	Agree					18.36%	621
3	Disagree					27.55%	932
4	Strongly Disagree					19.72%	667
5	Neutral					28.02%	948
Analysis	Mean:	3.45	Std. Deviation:	1.25	Satisfaction Rate:	61.17	answered 3383
	Variance:	1.56	Std. Error:	0.02			skipped 7

7. Do you have any other comments about the Blue Badge proposals?

			Response Percent	Response Total
1	Open-Ended Question		100.00%	1525
			answered	1525
			skipped	1865

4. About You

Are you...

						Response Percent	Response Total
1	Male					46.44%	1571
2	Female					52.94%	1791
3	Other					0.09%	3
4	Prefer not to say					0.53%	18
Analysis	Mean:	1.55	Std. Deviation:	0.53	Satisfaction Rate:	18.24	answered 3383
	Variance:	0.28	Std. Error:	0.01			skipped 7

Please provide your age:

						Response Percent	Response Total
1	Under 18					0.18%	6
2	18-24					0.30%	10
3	25-34					2.01%	68
4	35-44					4.85%	164
5	45-54					11.68%	395
6	55-64					22.82%	772
7	65-74					31.57%	1068
8	75+					25.45%	861
9	Prefer not to say					1.15%	39
Analysis	Mean:	6.56	Std. Deviation:	1.3	Satisfaction Rate:	69.56	answered 3383
	Variance:	1.7	Std. Error:	0.02			skipped 7

How would you describe your ethnic background?

						Response Percent	Response Total
1	British					93.17%	3151
2	Irish					0.77%	26
3	Gypsy & Traveller					0.03%	1
4	Other					2.34%	79
5	African					0.06%	2
6	Caribbean					0.09%	3
7	Other					0.00%	0
8	White and Black African					0.03%	1
9	White and Black Caribbean					0.03%	1
10	White and Asian					0.21%	7
11	Other					0.12%	4
12	Indian					0.44%	15
13	Pakistani					0.18%	6
14	Bangladeshi					0.12%	4
15	Chinese					0.06%	2
16	Other					0.24%	8
17	Any other Ethnic Group					0.24%	8
18	Prefer not to say					1.89%	64
Analysis	Mean:	2.73	Std. Deviation:	3.46	Satisfaction Rate:	7.88	answered 3382

How would you describe your ethnic background?

					Response Percent	Response Total
	Variance:	12	Std. Error:	0.06	skipped	8

Are you...

					Response Percent	Response Total
1	In education (full or part-time)				0.53%	18
2	In employment (full or part-time)				13.83%	468
3	Self-employed (full or part-time)				3.96%	134
4	Unemployed				3.19%	108
5	Retired				63.70%	2155
6	Stay at home parent/carer or similar				3.31%	112
7	Prefer not to say				2.96%	100
8	Other (please specify):				8.51%	288
Analysis					answered	3383
	Mean:	4.8	Std. Deviation:	1.55	Satisfaction Rate:	54.29
	Variance:	2.4	Std. Error:	0.03	skipped	7

What is your postcode? (This will be used to identify common concerns by location, not to identify you personally)



			Response Percent	Response Total
1	Open-Ended Question		100.00%	3383
			answered	3383
			skipped	7

Are your day-to-day activities limited because of a health problem or disability which has lasted, or is expected to last, at least 12 months?



					Response Percent	Response Total
1	Yes				88.24%	2985
2	No				8.45%	286
3	Prefer not to say				3.31%	112
Analysis					answered	3383
	Mean:	1.15	Std. Deviation:	0.44	Satisfaction Rate:	7.54
	Variance:	0.19	Std. Error:	0.01	skipped	7

5. Organisation Responses




1. The Council is looking to increase the cost of applying for a Blue Badge for three years from the current £9 to the national £10 rate - just over 33p a year extra. How far does your organisation agree with the increased application charge?

						Response Percent	Response Total
1	Strongly Agree					28.57%	2
2	Agree					71.43%	5
3	Disagree					0.00%	0
4	Strongly Disagree					0.00%	0
5	Neutral					0.00%	0
Analysis	Mean:	1.71	Std. Deviation:	0.45	Satisfaction Rate:	17.86	answered 7
	Variance:	0.2	Std. Error:	0.17			skipped 3383

2. The council is also proposing an immediate increase in the cost for replacing lost or stolen badges from £5 to £10. How far does your organisation agree with the increased replacement charge?

						Response Percent	Response Total
1	Strongly Agree					28.57%	2
2	Agree					71.43%	5
3	Disagree					0.00%	0
4	Strongly Disagree					0.00%	0
5	Neutral					0.00%	0
Analysis	Mean:	1.71	Std. Deviation:	0.45	Satisfaction Rate:	17.86	answered 7
	Variance:	0.2	Std. Error:	0.17			skipped 3383

4. If at any point in the future the Government changes national guidelines and makes reasonable increases to the Blue Badge fee (currently £10), do you support Cambridgeshire County Council following this guidance and increasing its fees accordingly?

						Response Percent	Response Total
1	Yes					57.14%	4
2	No					14.29%	1
3	Neutral					28.57%	2
Analysis	Mean:	1.71	Std. Deviation:	0.88	Satisfaction Rate:	35.71	answered 7
	Variance:	0.78	Std. Error:	0.33			skipped 3383

3. Does your organisation think that the proposed charges will have an impact on blue badge users?

							Response Percent	Response Total
1	Yes, a significant impact						0.00%	0
2	Yes, some impact		<div></div>				42.86%	3
3	Little or no impact		<div></div>				57.14%	4
Analysis	Mean:	2.57	Std. Deviation:	0.49	Satisfaction Rate:	78.57	answered	7
	Variance:	0.24	Std. Error:	0.19				skipped

5. With £41 million to find in savings next year and more demand on Council services, the alternative to charging more for blue badges, would be to make additional savings from elsewhere in the budget. How far does your organisation agree with making alternative savings elsewhere?

							Response Percent	Response Total
1	Strongly Agree		<div></div>				28.57%	2
2	Agree		<div></div>				28.57%	2
3	Disagree						0.00%	0
4	Strongly Disagree						0.00%	0
5	Neutral		<div></div>				42.86%	3
Analysis	Mean:	3	Std. Deviation:	1.77	Satisfaction Rate:	50	answered	7
	Variance:	3.14	Std. Error:	0.67	skipped			

6. Does your organisation have any other comments about the Blue Badge proposals?

		Response Percent	Response Total
1	Open-Ended Question	100.00%	2
		answered	2
		skipped	3388

6. About your organisation

Name of Organisation			
		Response Percent	Response Total
1	Open-Ended Question	100.00%	7
		answered	7
		skipped	3383

Representative providing this response			
		Response Percent	Response Total
1	Open-Ended Question	100.00%	7
		answered	7
		skipped	3383

What is the postcode of the organisation? (This will be used to identify common concerns by location, not to identify you personally)			
		Response Percent	Response Total
1	Open-Ended Question	100.00%	7
		answered	7
		skipped	3383

Further contact details if needed:			
		Response Percent	Response Total
1	Open-Ended Question	100.00%	3
		answered	3
		skipped	3387

7. Thank you