







Looked After Children - Education

Education	Apr	May	Jun	Jul	Aug	Sep	Oct	Nov	Dec	Jan	Feb	Mar	Trend	Average
% of LAC Young People Post 16 In Learning	70.2%	70.5%	69.4%	65.3%		68.2%	71.2%	79.0%	85.1%					
% of LAC Young People Post 16 in Employment	5.6%	5.7%	7.4%	6.6%		3.2%	3.1%	1.8%	0.5%					
% of LAC Young People Post 16 NEET	24.2%	23.8%	23.1%	28.1%		28.6%	25.8%	19.2%	14.4%					
% of Care Leavers In Learning	41.6%	41.3%	40.4%	40.1%		36.1%	35.5%	34.4%	35.8%					
% of Care Leavers in Employment	19.2%	18.1%	19.7%	20.5%		18.9%	19.0%	18.8%	21.0%					
% of Care Leavers NEET	39.1%	40.6%	39.8%	39.4%		45.1%	45.5%	46.8%	43.2%					

Commentary:

NEET Data for Children in Care Post 16 has decreased over the last few months which is excellent. The NEET Data for Care Leavers however has increased slightly, although it is starting to decrease. There have been some major issues with the quality of this data and work is under way to ensure that the quality is improved and quality assurance processes are in place to make sure the information reported is more realistic. This has had an affect on the data being reported.

NOTE: NEET data is not available from August due to Technical issues.

Notes on data and definitions:

- Measures of the percentage of Looked After Children Post 16 who are in Learning, In Employment or NEET (Not in Education, Employment or Training)
- Measures of Care Leavers who are in Learning, In Employment or NEET (Not in Education, Employment or Training)

