

Last Updated: January 2023



CCC Corporate Parenting Scorecard

Business Intelligence
Cambridgeshire County Council
business.intelligence@cambridgeshire.gov.uk

Corporate Parenting Scorecard

January 2023

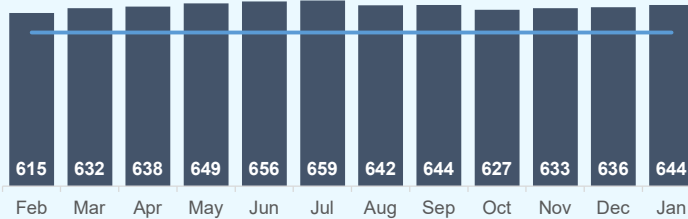
HEADLINE FIGURES

Number of children in care (CiC) on the last day of the month

644



Target: below 546



Staffing

	Staff	Average Caseload	Change*	Performance
Children in Care Qualified social workers	22	23		-
Leaving Care Personal Advisors	14.5	25		-
Independent Reviewing Officers	9.8 FTE	66		-

Legal status of children in care

Full care order, 347

Voluntary agreement, 142

Interim care order, 98

Freed adoption / placement order, 51

Other, 6

Length of time children have been in care



Key

Change since previous month
Performance against target



Improved
Strong



Stayed the same
Acceptable



Deteriorated
Poor

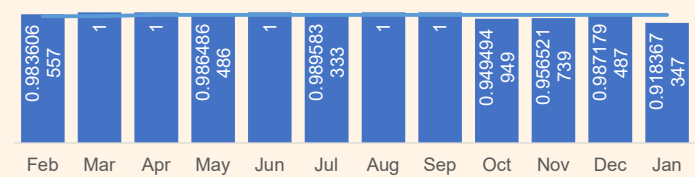
SERVICE STANDARDS

% of CiC reviews which were held on time (year to date, and during each month)

98%

872 out of 892

Target: above 98%

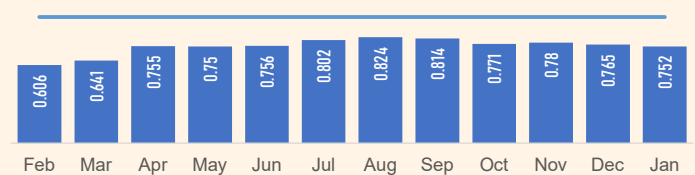


% of CiC statutory visits which were carried out on time (year to date, and during each month)

75.2%

463 out of 616

Target: above 98%



HOMES

Home Stability

3+ Homes

9.1%

58 out of 637



Target: below 9%



9.1% of children in Cambridgeshire's care had 3 or more different homes in the last 12 months. Out of those children who have been in care for over 2.5 years, 62.9% have been in their current home for two or more years.

In home 2+ yrs

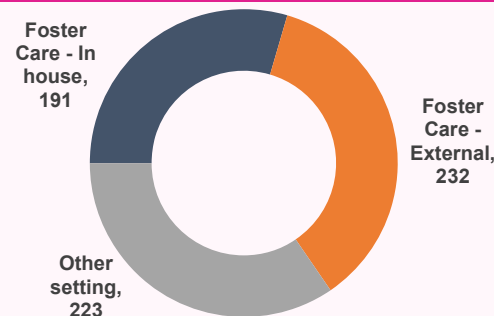
62.9%

149 out of 237

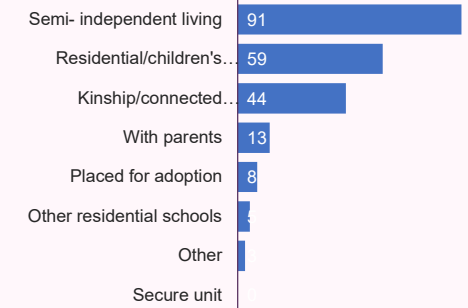


Target: above 68%

Type of home of children in care

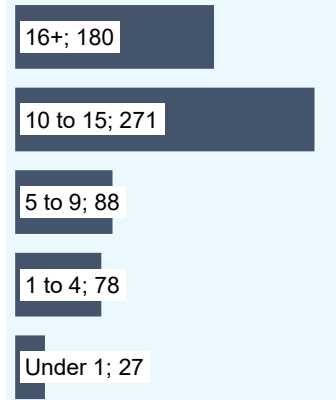


Other settings: breakdown



EDUCATION

Children in care by age group



% of school-aged children in care who have a PEP in place

99.7%

359 out of 360

A Personal Education Plan (PEP) was in place for 359 children in Y1 - Y11, who were in the care of CCC and on the role of the virtual school at the end of the Autumn Term 2022.

% of school-aged children in care in good or outstanding schools

66.6%

269 out of 404

As of June 2022

66.6% of Cambridgeshire's children in care are taught in good or outstanding schools, as at the end of June 2022.

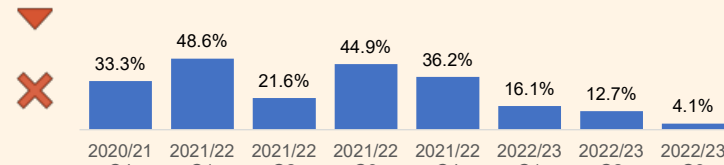
HEALTH - SERVICE STANDARDS

Children in care whose initial health assessment was completed on time (Year to date and by quarter)

25.4%

88 out of 347

Target: above 95%

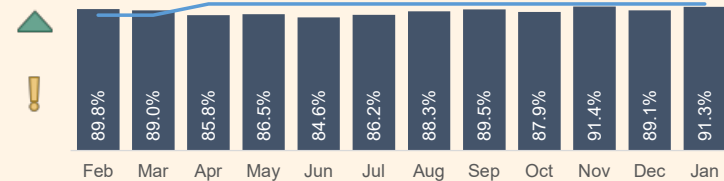


Children in care whose annual health assessment was completed on time

91.3%

411 out of 450

Target: above 93%

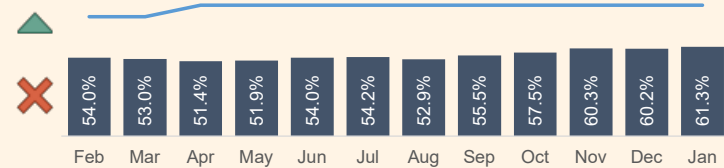


Children in care whose annual dental examination was completed on time

61.3%

276 out of 450

Target: above 90%



MISSING

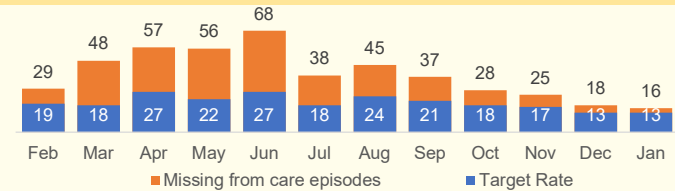
Children in care who go missing (with number of episodes)

13

Children

16

Episodes



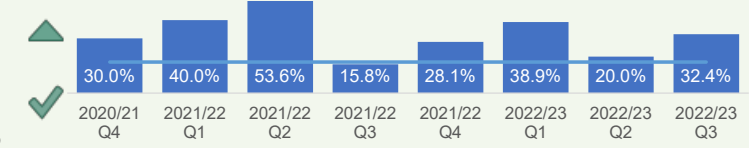
ADOPTION

% of children leaving care who are adopted (Year to date and by quarter)

31.6%

71 out of 225

Target: above 17%



Timeliness of adoption process

Time to placement

521

Target: below 430

Time to match

For children adopted during the past 12 months, an average of 521 days passed between the child entering care and them moving into their adoptive home. An average of 315.6 days passed between their placement order being granted and approval of a match with their adopters.

Time to match

316

Target: below 185

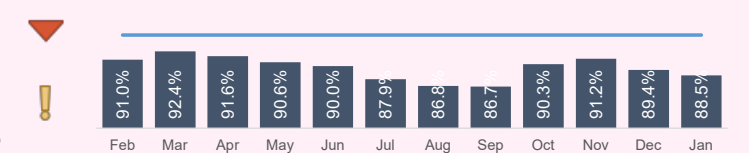
CARE LEAVERS

Care Leavers who have a pathway plan in place

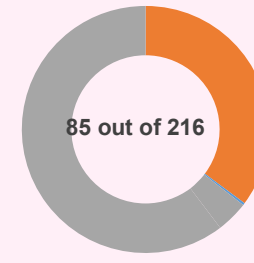
88.5%

454 out of 513

Target: above 95%



19 to 21 year old care leavers who are not in employment, education or training (NEET)



19 to 21 year old care leavers who live in unsuitable accommodation

