

Last Updated: February 2024



CCC Corporate Parenting Scorecard

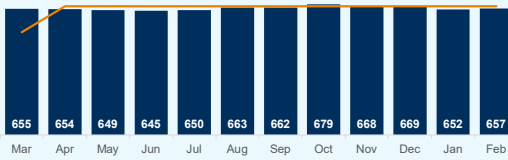
Business Intelligence
Cambridgeshire County Council
business.intelligence@cambridgeshire.gov.uk

HEADLINE FIGURES

Number of children in care (CIC) on the last day of the month

657

Target: below 546



Staffing

	Staff	Average Caseload	Change*	Performance
Children in Care Qualified social workers	#N/A	#N/A		-
Leaving Care Personal Advisors	#N/A	#N/A		-
Independent Reviewing Officers	#N/A	#N/A		-

*Change in average caseload is from December 2021 to March 2022

Legal status of children in care



Key
 Change since previous month: Improved (green up), Stayed the same (orange), Deteriorated (red down)
 Performance against target: Strong (green check), Acceptable (yellow exclamation), Poor (red X)

Length of time children have been in care



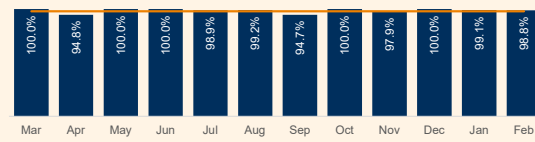
SERVICE STANDARDS

% of CIC reviews which were held on time (year to date, and during each month)

99%

1093 out of 1109

Target: above 98%



% of CIC statutory visits which were carried out on time (year to date, and during each month)

72.4%

461 out of 637

Target: above 98%



HOMES

Home Stability

3+ Homes

12.2%

12.2% of children in Cambridgeshire's care had 3 or more different homes in the last 12 months. Out of those children who have been in care for over 2.5 years, 0.0% have been in their current home for two or more years.

80 out of 655

Target: below 9%

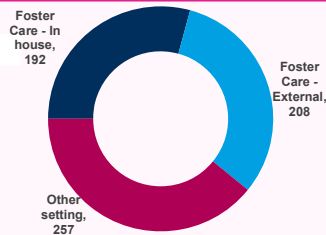
In home 2+ yrs

73.3%

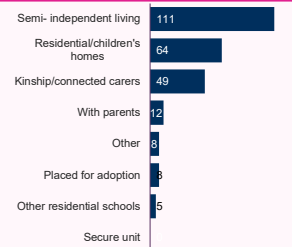
148 out of 202

Target: above 68%

Type of home of children in care

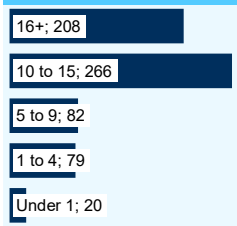


Other settings: breakdown

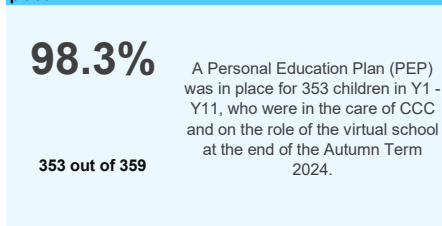


EDUCATION

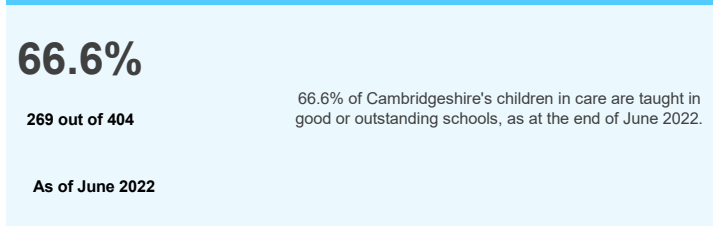
Children in care by age group



% of school-aged children in care who have a PEP in place

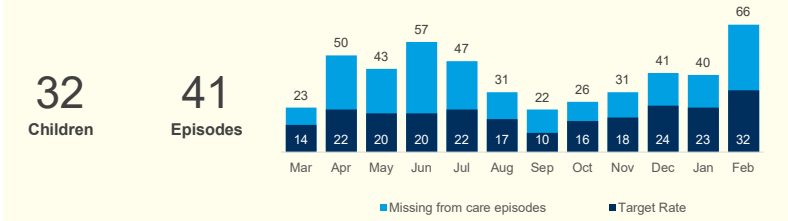


% of school-aged children in care in good or outstanding schools

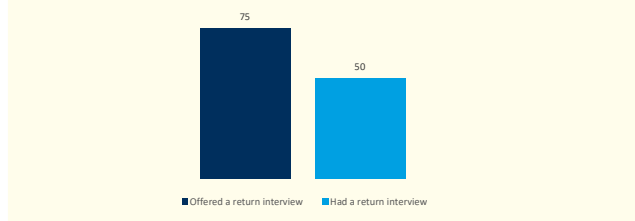


MISSING

Children in care who go missing (with number of episodes)

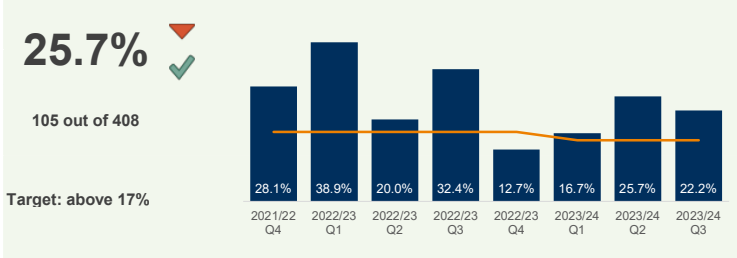


Children in care who have a return interview

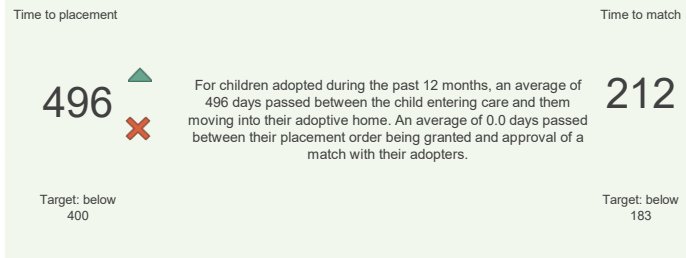


ADOPTION

% of children leaving care who are adopted (Year to date and by quarter)

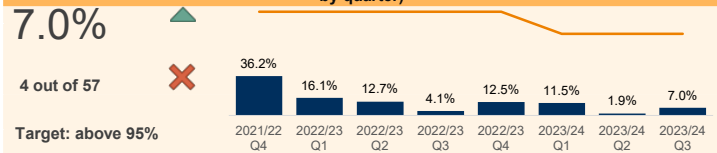


Timeliness of adoption process

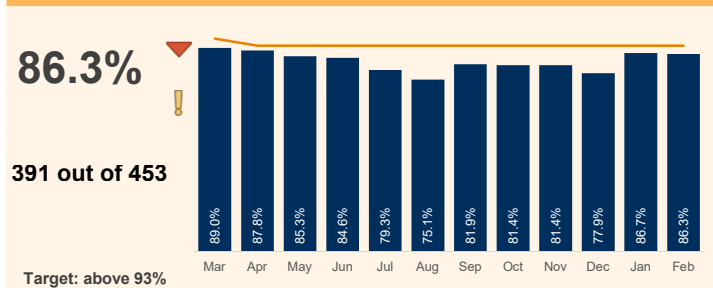


HEALTH - SERVICE STANDARDS

Children in care whose initial health assessment was completed on time (Year to date and by quarter)



Children in care whose annual health assessment was completed on time

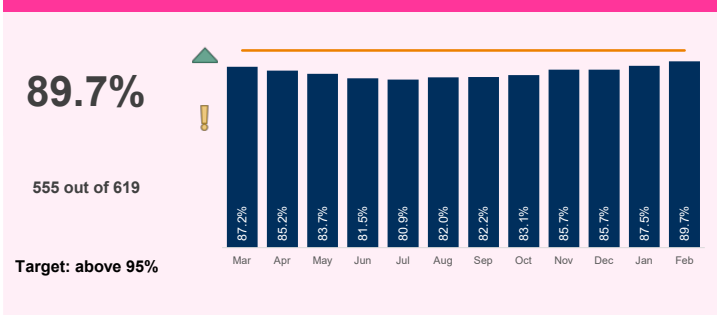


Children in care whose annual dental examination was completed on time

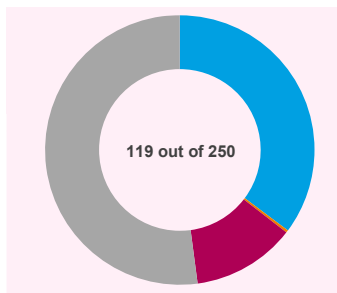


CARE LEAVERS

Care Leavers who have a pathway plan in place



19 to 21 year old care leavers who are not in employment, education or training (NEET)



19 to 21 year old care leavers who live in unsuitable accommodation

