



Analysis of Public Consultation

2024-25

Business Plan Section 5



Analysis of Public Consultation: 2024-25

Contents

Respondent Profile	3
Age range	4
Gender	6
Ethnic group	7
Disability	8
Care experienced	9
Location	10
Question 1: Ambition 1 - Net zero carbon emissions for Cambridgeshire by 2045, and our communities and natural environment are supported to adapt and thrive as the climate changes.	11
Question 2: Ambition 2 - Travel across the county is safer and more environmentally sustainable.	12
Question 3: Ambition 3 - Health inequalities are reduced (part 1).	13
Question 4: Ambition 3 - Health inequalities are reduced (part 2).	14
Question 5: Ambition 4 - People enjoy healthy, safe and independent lives through timely support that is most suited to their needs.	15
Question 6: Ambition 5 - People are helped out of poverty and income inequality.	16
Question 7: Ambition 6 - Places and communities prosper because they have a resilient and inclusive economy, access to good quality public services and social justice is prioritised.	17
Question 8: Ambition 7 - Children and young people have opportunities to thrive.	18
Question 9: Council Tax	19

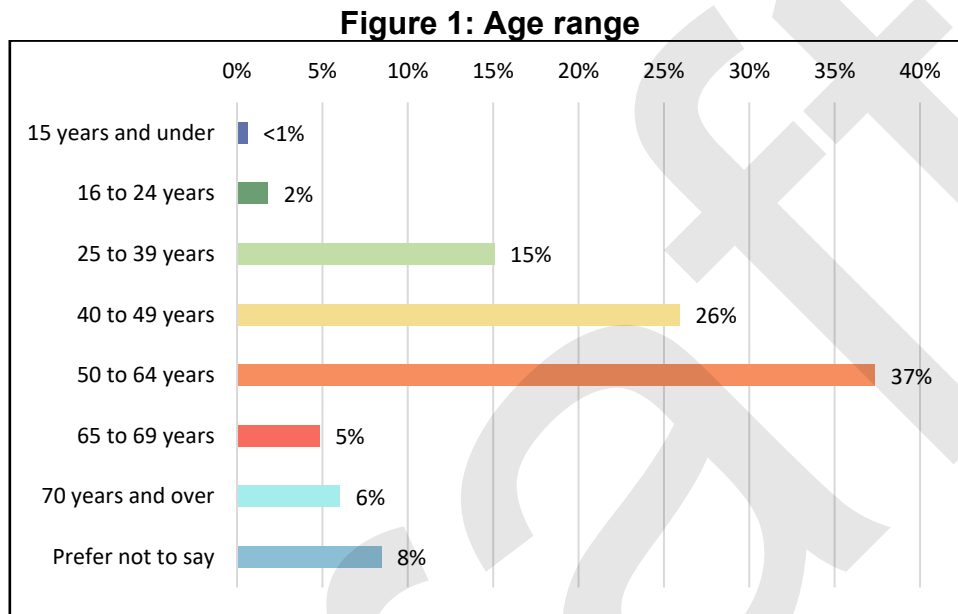
Respondent Profile

In total, 172 respondents responded to the survey as part of the consultation on Cambridgeshire budget proposals which launched on 19 December 2023 and closed on 16 January 2024. A profile of respondent demographics is below, however due to the low number of responses comparisons of survey questions and demographics will not be included.

Age range

166 respondents answered the question on their age range.

Those aged from 40 to 64 were well represented when compared to the general Cambridgeshire population, however, those under 40 and those 65 and over were under-represented compared to the general Cambridgeshire population.

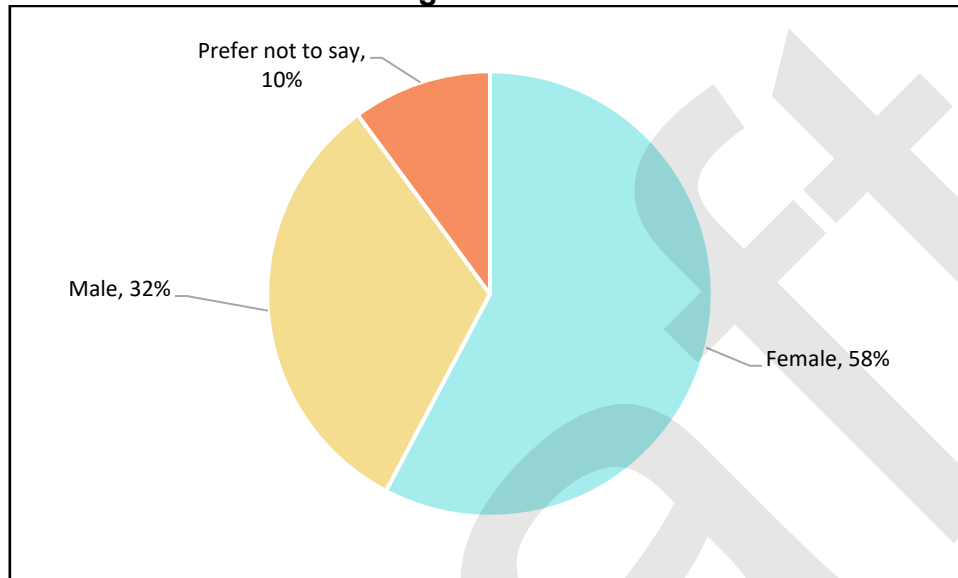


Sex

168 respondents answered the question on what their sex was.

- **The majority of respondents indicated they were 'Female' (58%).**

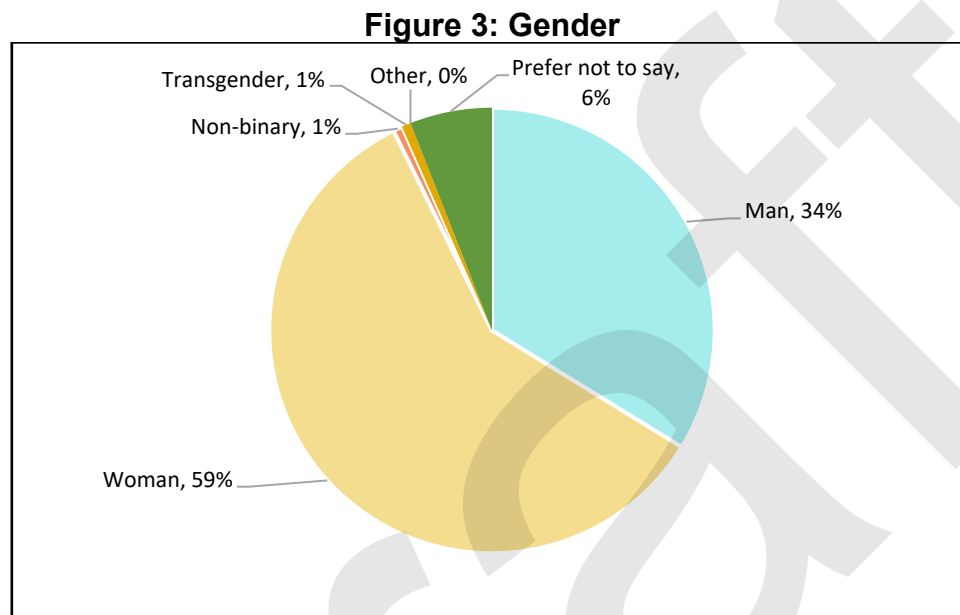
Figure 2: Sex



Gender

151 respondents answered the question on what their gender identity was.

- **The majority of respondents indicated their gender was 'woman' (59%).**
 - 4 respondents selected 'My gender is not listed. Please self-describe using the text box.', however they left unrelated comments. These have been recategorised as 'prefer not to say'.

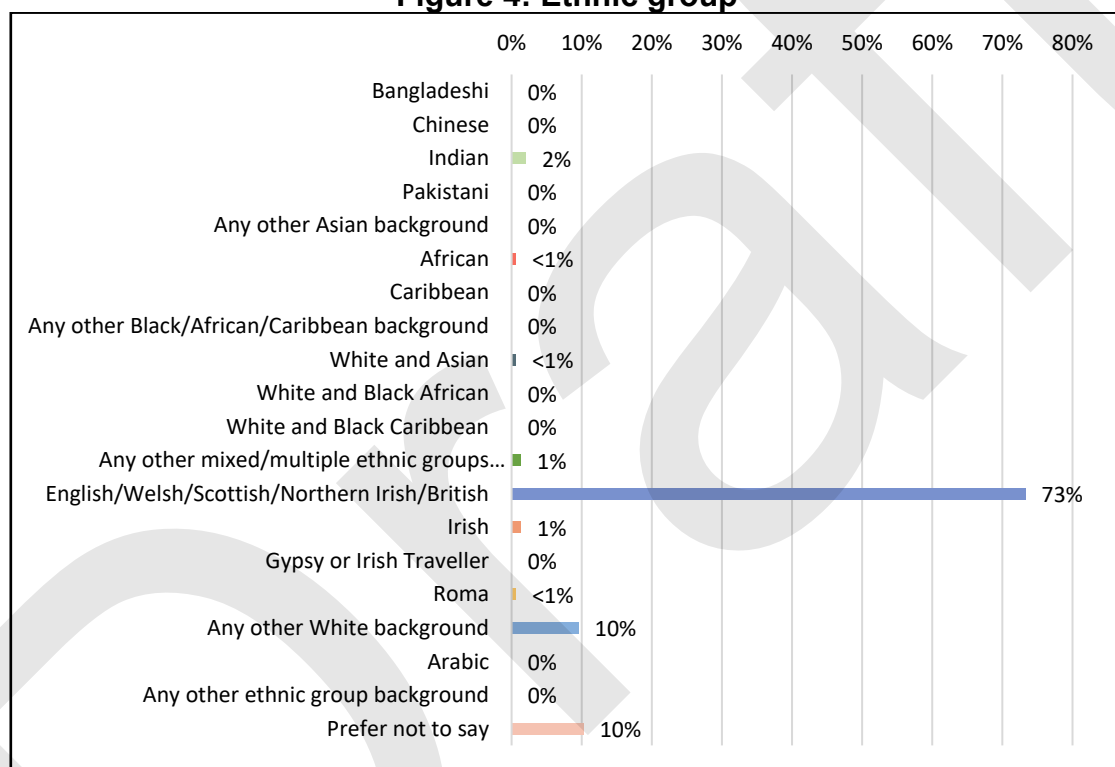


Ethnic group

146 respondents answered the question on their ethnicity.

- **The majority of respondents were 'White – English/Welsh/Scottish/Northern Irish/British' (73%), similar to the general Cambridgeshire population.**
 - There was an under representation of:
 - Asian or Asian British
 - Black, Black British, Caribbean or African
 - Mixed or Multiple ethnic groups
 - Other ethnic group

Figure 4: Ethnic group

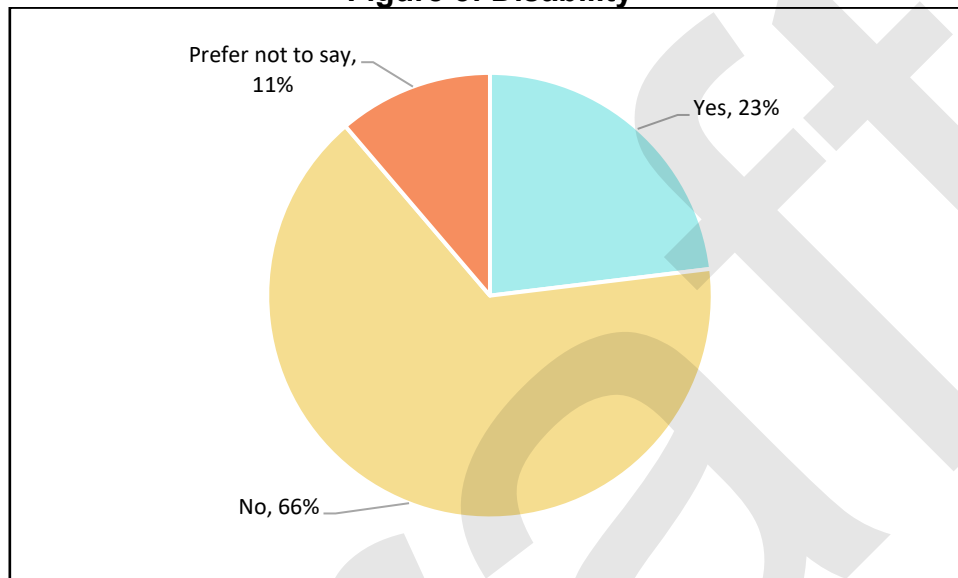


Disability

169 respondents answered the question on whether they considered themselves to be a disabled person and/or have a long-term health condition.

- **Under a quarter of respondents indicated they considered themselves to be a disabled person and/or have a long-term health condition (23%).**

Figure 5: Disability

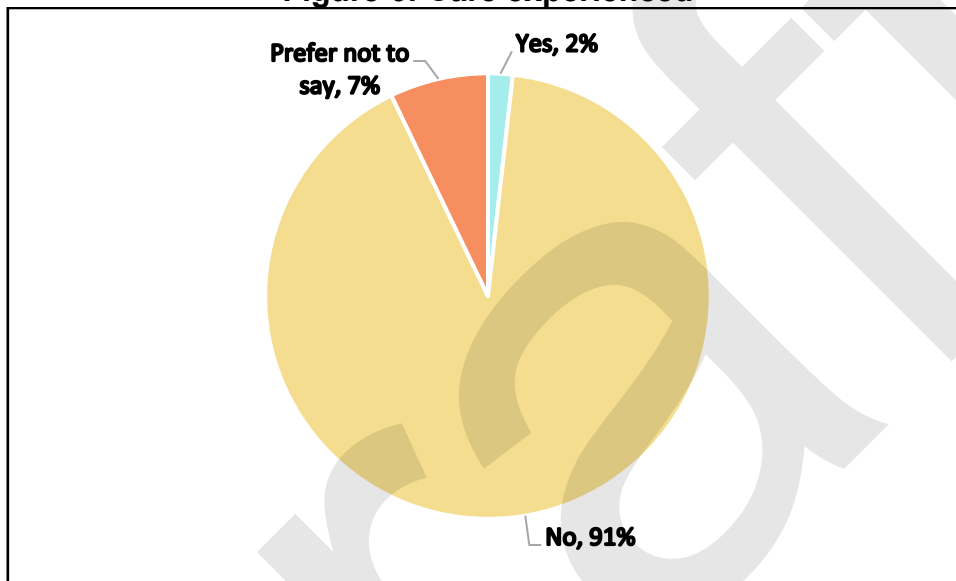


Care experienced

168 respondents answered the question on whether they considered themselves to be care experienced ('Care experience' refers to the experiences of people who spent part of their childhood in the care system due to situations beyond their control. It is anyone with any experience of care, no matter how short and no matter what age they are).

- **Few respondents indicated they considered themselves to be care experienced (2%).**

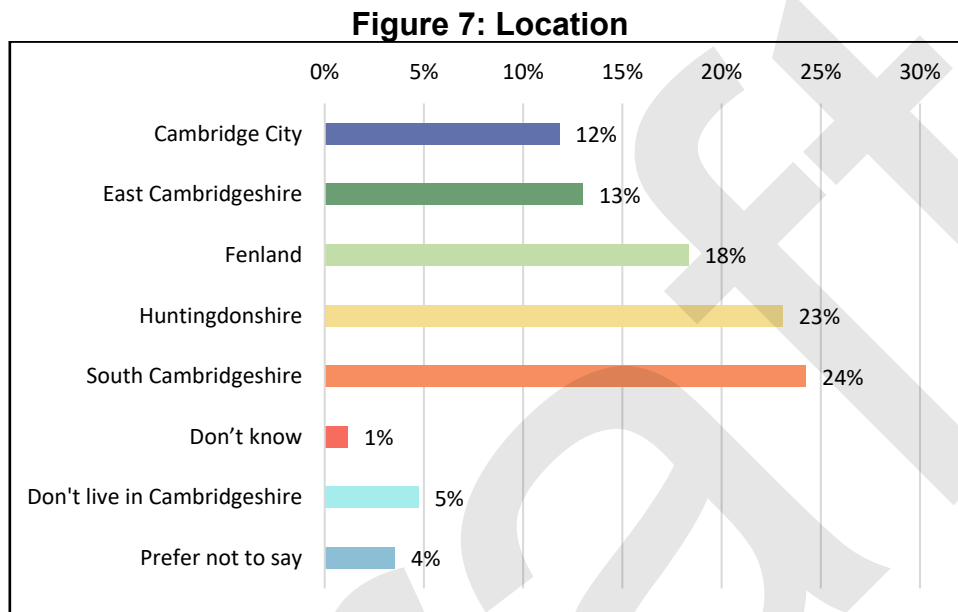
Figure 6: Care experienced



Location

169 respondents answered the question on which part of Cambridgeshire they lived.

- **Just under a quarter of respondents indicated they lived in South Cambridgeshire (24%) and under a quarter indicated they lived in Huntingdonshire (23%).**



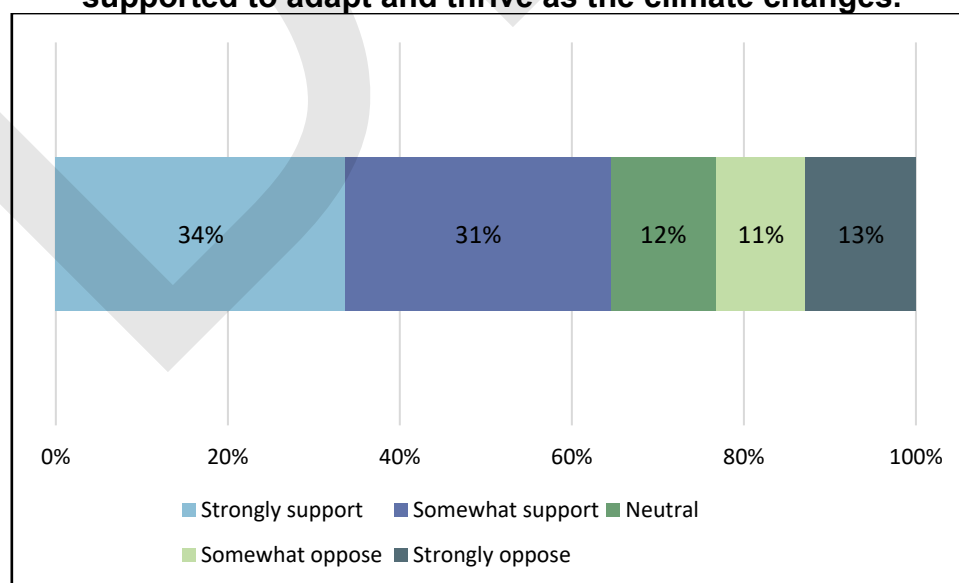
Question 1: Ambition 1 - Net zero carbon emissions for Cambridgeshire by 2045, and our communities and natural environment are supported to adapt and thrive as the climate changes.

We aim to reduce the County Council's direct carbon emissions to net zero by 2030 and to support residents, communities and our partner organisations to live and work more sustainably, to help the whole county reach net zero carbon emissions by 2045. The Council is proposing to commit £15.9 million to deliver progress against this ambition over 2024-29 including £10.5 million in 2024-25. We aim to support this by reducing our costs or increasing our income by – among other things – changing our streetlighting to LED, which is both cheaper and more environmentally friendly, and ensuring we deliver income from our energy scheme investments such as the North Angle Solar Farm, and reviewing options for waste recycling which may involve working more closely with other public sector partners. To what extent do you support or oppose this approach?

172 respondents answered the question to what extent they supported or opposed the proposed approach to achieve Ambition 1 - Net zero carbon emissions for Cambridgeshire by 2045, and our communities and natural environment are supported to adapt and thrive as the climate changes.

- **The majority of respondents supported Ambition 1 - net zero carbon emissions for Cambridgeshire by 2045, and our communities and natural environment are supported to adapt and thrive as the climate changes (65%).**

Figure 8: Response to question - Ambition 1 - Net zero carbon emissions for Cambridgeshire by 2045, and our communities and natural environment are supported to adapt and thrive as the climate changes.



**N.B. Figures in the graph may not exactly match the text in the report due to rounding*

Question 2: Ambition 2 - Travel across the county is safer and more environmentally sustainable.

In 2023-24 £40 million investment in the Council's roads and transport has seen activities including £5 million invested in surface dressing in 80 locations, £3.6 million to proactively manage the increase in potholes due to extremes of weather, £8 million on carriageway maintenance and 54 drainage maintenance schemes delivered.

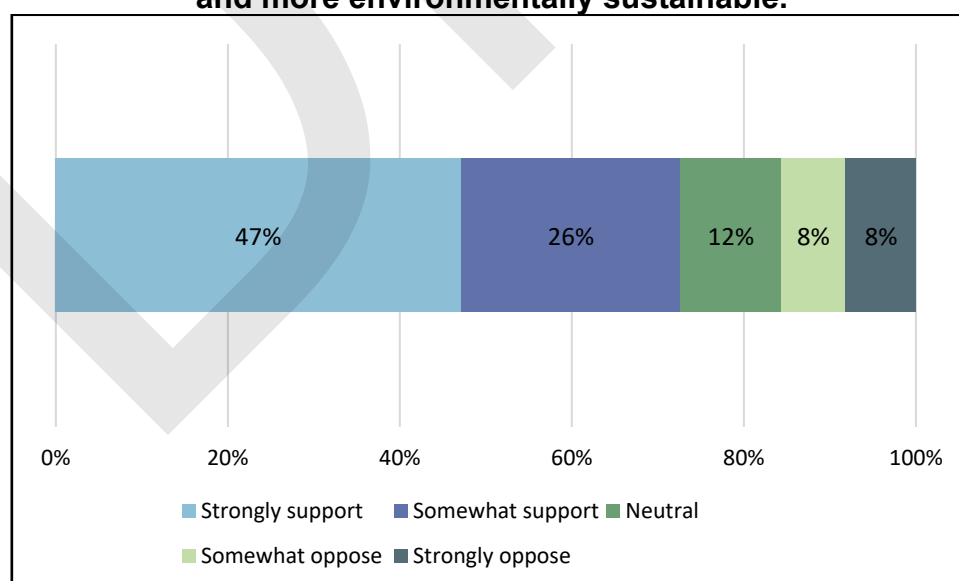
It is recognised that there is more to do. Therefore, in addition to the planned highways budget, we are proposing to invest an extra £6 million over the next two years. This specific additional investment will enable more resources to be directed towards the management of potholes, preventative works, maintenance and improvements to public rights of way.

We aim to support this by developing proposals to deliver additional income from increased demand for street works permitting fees and a review of parking and permit charges. If the latter is taken forward it will be subject to further detailed consultation on where and by how much. To what extent do you support or oppose this approach?

172 respondents answered the question on to what extent they supported or opposed the proposed approach to achieve Ambition 2 - Travel across the county is safer and more environmentally sustainable.

- **The majority of respondents supported Ambition 2 - Travel across the county is safer and more environmentally sustainable (73%).**

Figure 9: Response to question - Ambition 2 - Travel across the county is safer and more environmentally sustainable.



**N.B. Figures in the graph may not exactly match the text in the report due to rounding*

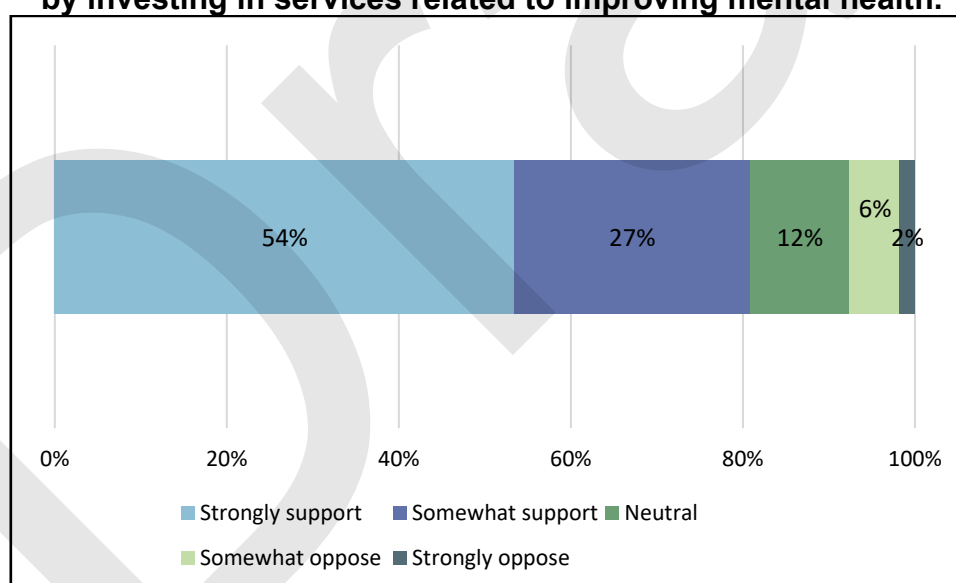
Question 3: Ambition 3 - Health inequalities are reduced (part 1).

Through our Public Health grants, we propose to invest in services related to improving mental health – particularly for children and young adults – such as community initiatives to support families where individuals are self-harming or have eating disorders, or children experiencing post-pandemic anxiety that affects their education. To do this we will work with our partners across the public, independent and voluntary sector to change the way we work, such as bringing care closer to communities, and providing services at an earlier stage, before a crisis is reached. To what extent do you support or oppose this approach?

172 respondents answered the question on to what extent they supported or opposed the proposed approach to achieve Ambition 3 - Health inequalities are reduced by investing in services related to improving mental health.

- **The majority of respondents supported Ambition 3 - Health inequalities are reduced by investing in services related to improving mental health (81%).**

Figure 10: Response to question - Ambition 3 - Health inequalities are reduced by investing in services related to improving mental health.



**N.B. Figures in the graph may not exactly match the text in the report due to rounding*

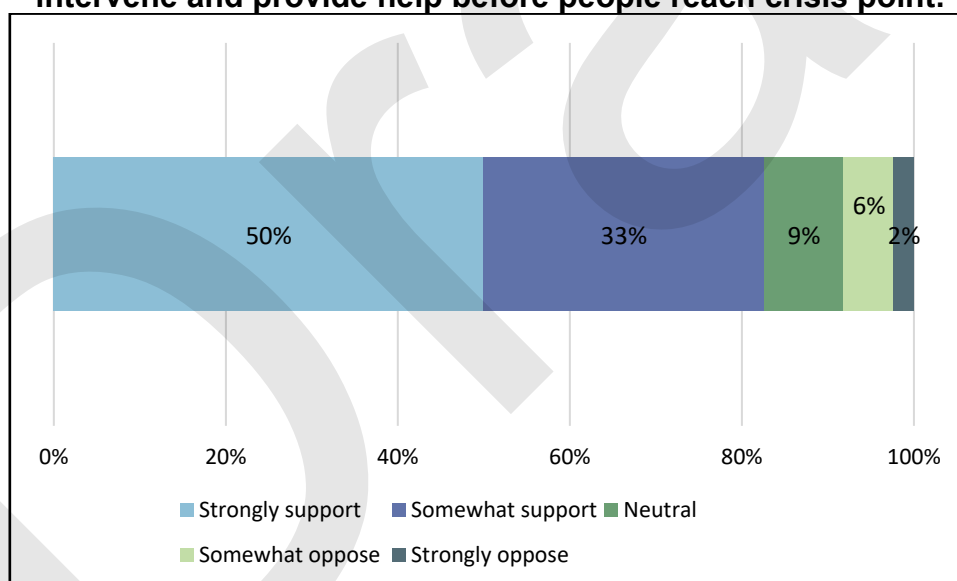
Question 4: Ambition 3 - Health inequalities are reduced (part 2).

In addition, we aim to make more specialist homecare available to people who might otherwise only have the option of mental health support in residential care. We will also prioritise measures to intervene and provide help at an earlier stage before people reach crisis point and need more extensive and expensive help. To what extent do you support or oppose this approach?

172 respondents answered the question on to what extent they supported or opposed the proposed approach to achieve Ambition 3 - Health inequalities are reduced by making more specialist homecare available and prioritising measures to intervene and provide help before people reach crisis point.

- **The majority of respondents supported Ambition 3 - Health inequalities are reduced by making more specialist homecare available and prioritising measures to intervene and provide help before people reach crisis point (83%).**

Figure 11: Response to question - Ambition 3 - Health inequalities are reduced by making more specialist homecare available and prioritising measures to intervene and provide help before people reach crisis point.



**N.B. Figures in the graph may not exactly match the text in the report due to rounding*

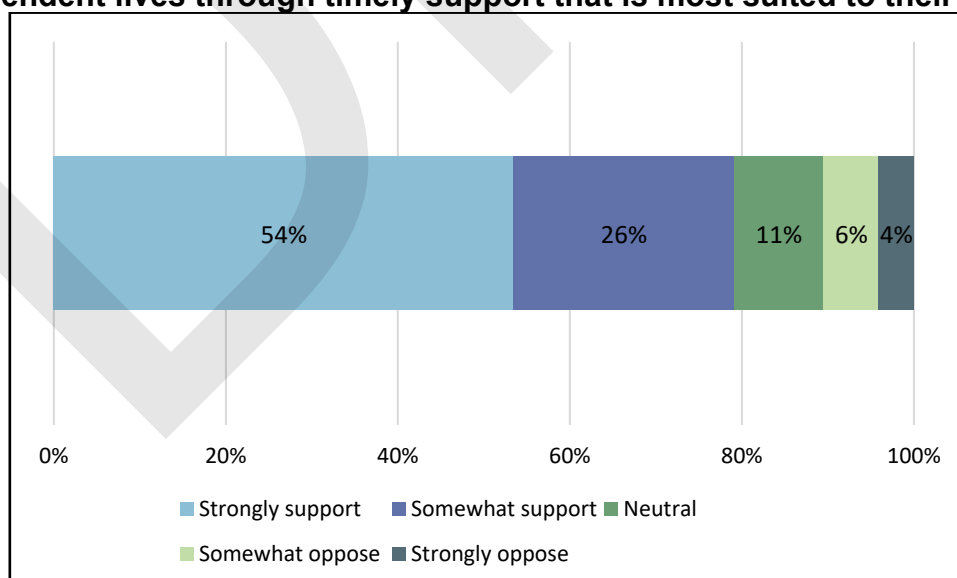
Question 5: Ambition 4 - People enjoy healthy, safe and independent lives through timely support that is most suited to their needs.

We propose to invest £145 million into children’s social services and £228 million into adult social services to make sure they are sustained and keep pace with growing levels of demand, including investing to fulfil our commitment to support adult social care providers to pay the real living wage to staff delivering care in our county. We will also invest in the training of care staff, whether or not they are employed directly by the council. To achieve this, we will reduce costs by, among other things, seeking full cost contributions from partner organisations where we have joint responsibilities for people’s care. We will support more people to leave hospital sooner by working more closely with our partners and by offering a fully resourced reablement service, to help people to regain their independence in their own homes. As we move to an improved way of delivering care, we will seek further savings through buying services which are more focused on individual outcomes. To what extent do you support or oppose this approach?

172 respondents answered the question on to what extent they supported or opposed the proposed approach to achieve Ambition 4 - People enjoy healthy, safe and independent lives through timely support that is most suited to their needs.

- **The majority of respondents supported Ambition 4 - People enjoy healthy, safe and independent lives through timely support that is most suited to their needs (79%).**

Figure 12: Response to question - Ambition 4 - People enjoy healthy, safe and independent lives through timely support that is most suited to their needs.



**N.B. Figures in the graph may not exactly match the text in the report due to rounding*

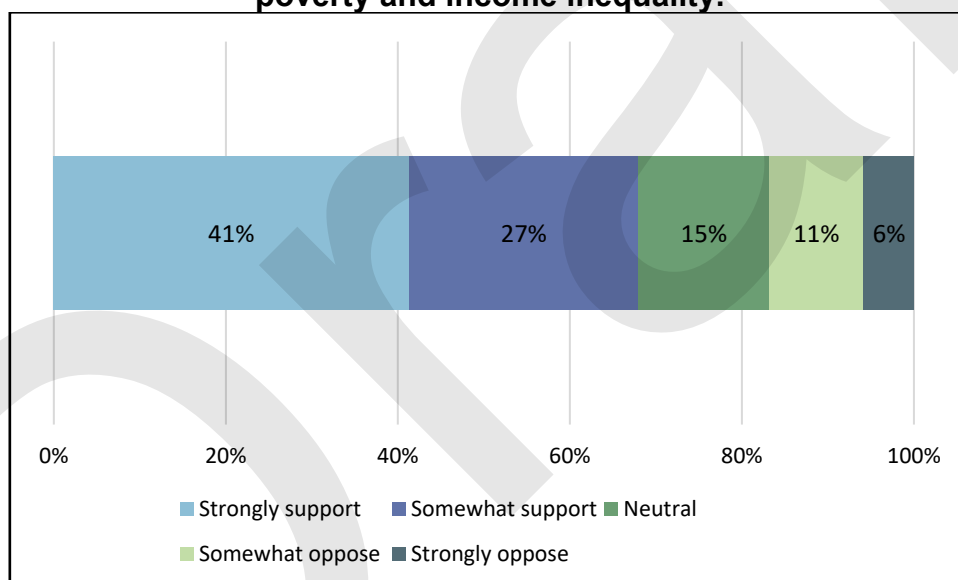
Question 6: Ambition 5 - People are helped out of poverty and income inequality.

We propose to invest £2.2 million to support those experiencing the impact of poverty across the county in anticipation that some of the Government funded support schemes may end. In doing this we will work with our partners and those affected by poverty to understand how we best use this investment developing a countywide Anti-Poverty Strategy. To what extent do you support or oppose this approach?

172 respondents answered the question on to what extent they supported or opposed the proposed approach to achieve Ambition 5 - People are helped out of poverty and income inequality.

- **The majority of respondents supported Ambition 5 - People are helped out of poverty and income inequality (68%).**

Figure 13: Response to question - Ambition 5 - People are helped out of poverty and income inequality.



**N.B. Figures in the graph may not exactly match the text in the report due to rounding*

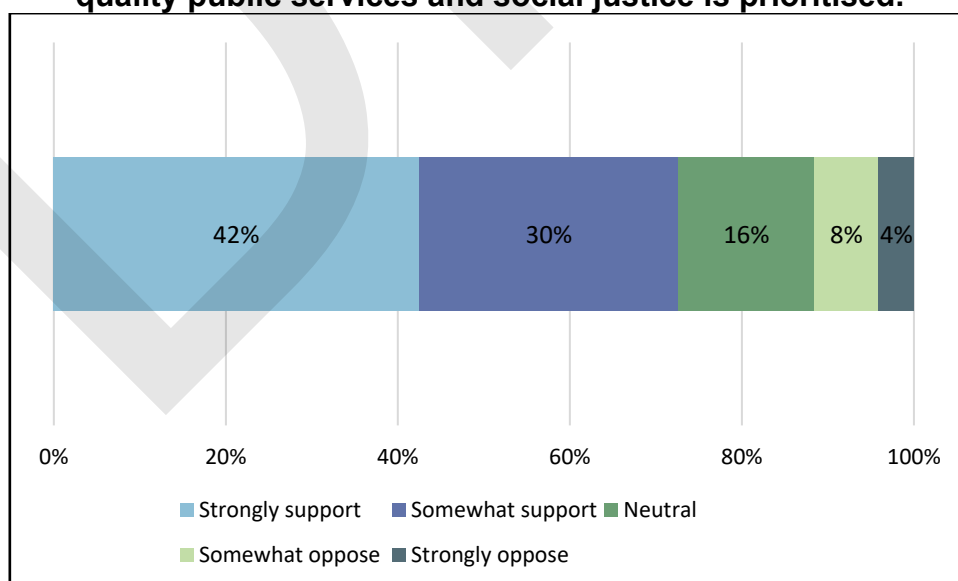
Question 7: Ambition 6 - Places and communities prosper because they have a resilient and inclusive economy, access to good quality public services and social justice is prioritised.

We aim to reposition our libraries as the front door to wider council and partner services which are closer to our communities, investing £1.3 million to help us redesign what is delivered in these buildings. In addition, in 2024-25 we aim to invest £2.1 million to support the local economy through the next phase of our Care Together programme. This programme supports the growth of voluntary, community and social enterprises to help people live independently for longer in their communities. We will also invest in infrastructure to support the delivery of housing and employment sites. We aim to support this work through £1.5 million savings from more efficient management and the more effective use of the County Council's buildings and estate. To what extent do you support or oppose this approach?

172 respondents answered the question on to what extent they supported or opposed the proposed approach to achieve Ambition 6 - Places and communities prosper because they have a resilient and inclusive economy, access to good quality public services and social justice is prioritised.

- **The majority of respondents supported Ambition 6 - Places and communities prosper because they have a resilient and inclusive economy, access to good quality public services and social justice is prioritised (73%).**

Figure 14: Response to question - Ambition 6 - Places and communities prosper because they have a resilient and inclusive economy, access to good quality public services and social justice is prioritised.



**N.B. Figures in the graph may not exactly match the text in the report due to rounding*

Question 8: Ambition 7 - Children and young people have opportunities to thrive.

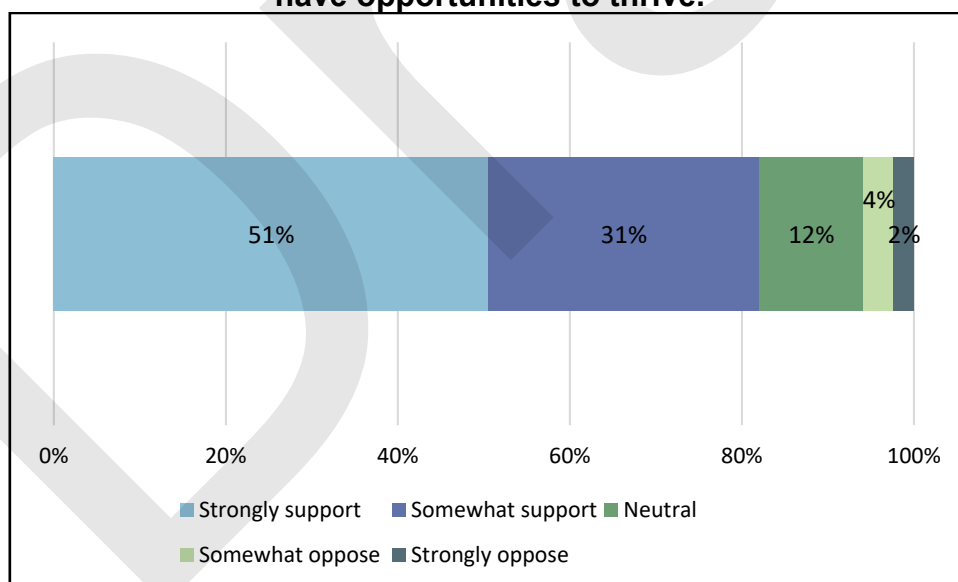
We propose to increase support to children in our schools using dedicated public health grants, growing our in-house fostering service and focusing on improving social care to help families to make and sustain positive changes that enable children to remain at home, in a safe environment.

We plan to support this approach by ensuring more of our mainstream schools are equipped and supported to deliver good quality provision for children and young people with special education needs and disabilities. We aim to offer more provision within the county to avoid more expensive out of county placements for children in care or costly one-off specialised transport to help them access the necessary support. To what extent do you support or oppose this approach?

172 respondents answered the question on to what extent they supported or opposed the proposed approach to achieve Ambition 7 - Children and young people have opportunities to thrive.

- **The majority of respondents supported Ambition 7 - Children and young people have opportunities to thrive (82%).**

Figure 15: Response to question - Ambition 7 - Children and young people have opportunities to thrive.



**N.B. Figures in the graph may not exactly match the text in the report due to rounding*

Question 9: Council Tax

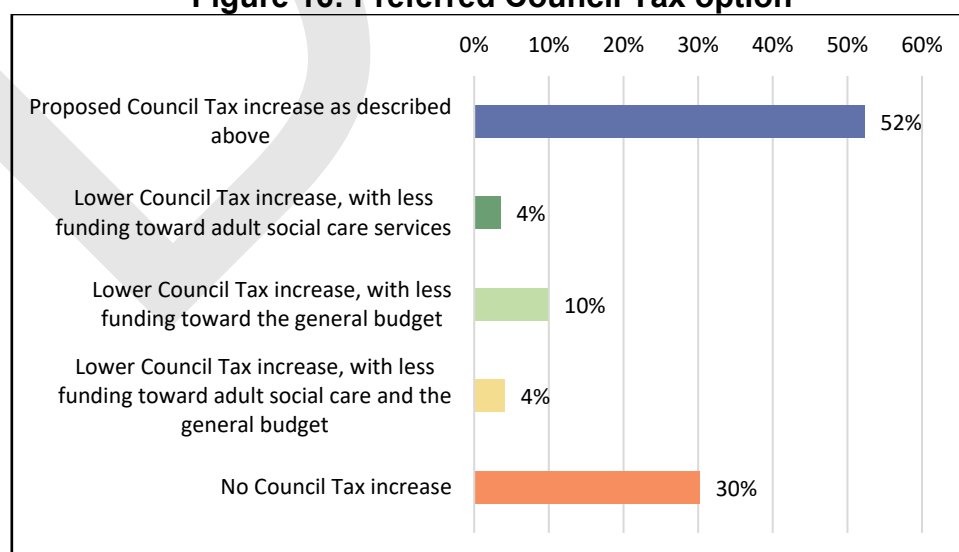
The County Council's projected budget gap for 2024/25 is over £23 million, largely due to increases in demand for our services and a range of inflationary pressures. We had already estimated that without action this budget gap would grow and based upon our financial forecasts, the County Council needs to save more than £63 million over the next 3 financial years.

Given these pressures, we are proposing to increase Council Tax by 4.99%, which includes 2% for the Adult Social Care Precept (ASCP). This proposal would result in an increase in payment of £76.95 for the year, or an average of £1.48 a week, for a band D property. The ASCP gives us the option to increase the County Council's share of Council Tax so that all the income generated from this increase is ring-fenced, which means that it can only be used for adult social care services. This would leave 2.99% of the proposed Council Tax increase for our general budget that funds all our other services. If the proposed increase goes ahead, we want to align our use of this additional funding with residents' priorities and ensure that valued services such as libraries, street lighting, waste disposal and recycling and trading standards are sustained and not cut. As our most vulnerable residents will continue to receive Council Tax discounts and exemptions, which option do you prefer?

172 respondents answered the question on to which option they preferred for Council Tax.

- **Over half of respondents preferred 'Proposed Council Tax increase as described above' (52%).**

Figure 16: Preferred Council Tax option



**N.B. Figures in the graph may not exactly match the text in the report due to rounding*