

Directorate: Adults, Health and Commissioning and Public Health
 Subject: Finance Monitoring Report – January 2023-24
 Date: 12th February 2024

Contents

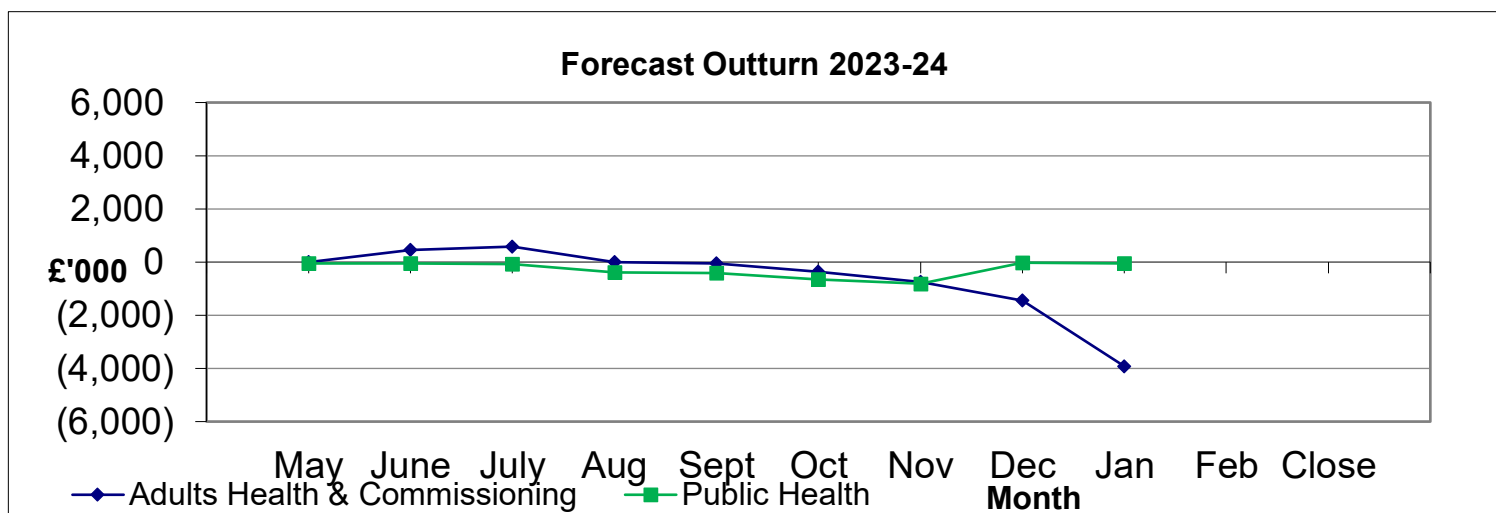
Section	Item	Description
1	Revenue Executive Summary	High level summary of information and narrative on key issues in revenue financial position
2	Capital Executive Summary	Summary of the position of the Capital programme within Adults, Health and Commissioning and Public Health
3	Savings Tracker Summary	Summary of the latest position on delivery of savings
4	Technical Note	Explanation of technical items that are included in some reports
5	Key Activity Data	Performance information linking to financial position of main demand-led services
Appx 1a	Service Level Financial Information	Detailed financial tables for Adults, Health and Commissioning main budget headings
Appx 1b	Service Level Financial Information	Detailed financial tables for Public Health main budget headings
Appx 2	Service Commentaries	Detailed notes on revenue financial position of services that have a significant variance against budget
Appx 3	Capital Appendix	This contains more detailed information about the capital programme, including funding sources and variances from planned spend.
Appx 4	Savings Tracker	Each quarter, the Council's savings tracker is produced to give an update of the position of savings agreed in the Business Plan. The quarter 3 tracker is included within this report.
Appx 5	Technical Appendix	Each quarter this contains technical financial information showing: Grant income received Budget virements Earmarked & capital reserves The 3 rd quarter data is included within this report.

1. Revenue Executive Summary

1.1 Overall Position

At the end of January 2024, Adults, Health and Commissioning is projected to deliver a forecast underspend of £3,920k. This masks a significant underlying pressure of £1.3m across care costs for people with learning disabilities. In addition, care costs for older people are significantly above budget, but this is being more than offset by increases in client contributions and by the application of grant funding in 2023-24 to meet increasing costs. Public Health is projected to be £55k underspent.

1.2 Summary of Revenue position by Directorate



1.2.1 Adults, Health and Commissioning

Forecast Outturn Variance (Previous) £000	Directorate/Area	Gross Budget £000	Income Budget £000	Net Budget £000	Actual £000	Forecast Outturn Variance £000	Forecast Outturn Variance %
-9	Adults, Health and Commissioning	345,536	-130,109	215,428	170,706	-1,639	-0.8%
-9	Total Expenditure	345,536	-130,109	215,428	170,706	-1,639	-0.8%
-1,431	Mitigations	0	0	0	0	-2,281	0.0%
-1,440	Total	345,536	-130,109	215,428	170,706	-3,920	-1.8%

1.2.2 Public Health

Forecast Outturn Variance (Previous) £000	Directorate/Area	Gross Budget £000	Income Budget £000	Net Budget £000	Actual £000	Forecast Outturn Variance £000	Forecast Outturn Variance %
-20	Public Health - Children	15,246	-4,150	11,096	8,260	-20	-0.2%
-4	Public Health	26,047	-37,143	-7,572	-14,152	-29	-0.0%
-24	Total Expenditure	41,293	-41,293	3,524	-5,892	-49	-0.1%
0	Drawdown from reserves	-3,523	0	-3,523	-1,055	0	0.0%
-24	Total	41,293	-41,293	0	-6,947	-49	-0.1%

1.3 Significant Issues

1.3.1 Adults, Health and Commissioning

The overall position for Adults, Health and Commissioning at the end of January 2024 is a forecast underspend of £3,920k (1.8% of budget). This masks significant underlying pressures on care and support costs, but in year this is being more than offset by grant funding, increased client contributions and forecast underspends elsewhere. This is an ongoing volatile position with some high-cost packages which can change the forecast quickly and increase costs both in year and into future years.

Going forward into 2024-25 the Adults, Health and Commissioning Directorate has a challenging set of savings targets to deliver against whilst still managing growing demand and pressures with the provider market, particularly related to increasing staffing costs along with higher acuity of those people who use services. As a result, close attention will continue to be paid to changes in demand and costs and income as the year progresses and forecasts will be adjusted accordingly.

The legacy of Covid is still being felt. Adult Social Care continues to feel the consequences of paused work and backlog on teams, and of reviews and assessments, changing demographics projections and the demand for services. The care market also manages the impact with both resident population and staff recruitment and retention a factor.

Whilst there has been significant investment into the care sector, primarily through Adult Social Care Market Sustainability and Improvement Fund, the whole adult social care market remains fragile to other factors that may impact on it. Care providers are continuing to report cost pressures related to both workforce issues and the current cost of living crisis. The position of the care market, particularly around specific types of provision and location, is making some placements more difficult to source, particularly at the more complex end of provision.

Hospital Discharge systems continue to be pressured to manage flows and demand on their services, with a subsequent focus on timely, safe and effective discharges into the correct pathways; although additional funding has been provided to both the Council and wider partners to help address these issues. The long-term legacy of the impact of the pandemic remains unclear and the implications this has on future demand for services, greater need for community support due to backlogs in elective surgery, and the availability of a skilled and experienced workforce and the wider health inequalities on our communities.

The budget for 2022-23 assumed an increased contribution from the NHS towards Learning Disability packages reflecting a shift in the percentage of packages that should be funded from Health budgets. For the current financial year we have made provision for this increased contribution, but the joint project between the ICB and CCC to review those packages required to agree a revised split of costs going forwards for the pool did not proceed as expected. The Council has now served notice to end the cost sharing arrangements of the pooled budget, during 2024/25. There is a risk of short term financial pressures from this decoupling as we move to separate budgets for health and social care.

Adult social care debt (excluding debt with Health partners) stood at £20.0m at the end of January, down from £20.1m at the end of December. Actions continue following a recent deep dive into some of the factors resulting in the levels of debt, along with additional resources to work on backlogs of financial assessments. Debt over 90 days old was £16.1m at the end of January also down from £16.2m at the end of December. The level of aged debt has a knock-on impact on the bad debt provision and likelihood of write offs and the in year position for the AHC Directorate reflects a contribution to the bad debt provision of £900k.

1.3.2 Significant Issues – Public Health

At the end of January 2024, the Public Health Directorate is forecasting an underspend of £49k (0.1%).

The Public Health Directorate is funded wholly by ringfenced grants, mainly the Public Health Grant. The work of the Directorate was severely impacted by the pandemic, as capacity was re-directed to outbreak management, testing, and infection control work. The Directorate has now returned to business as usual following the pandemic but there are ongoing issues that continue to impact on activity and spend:

- i) much of the Directorate's spend is contracts with, or payments to Primary Care (GP practices and community pharmacies) for specific work. Primary Care continues to be under pressure, and it may take some time for activity levels to return to pre pandemic levels; and
- ii) the unprecedented demand for Public Health staff across the country meant recruitment became very difficult through the pandemic resulting in underspends on staffing budgets. The position within the Public Health team has improved with recruitment becoming easier, but recruitment challenges continue to be reflected in our provider services which has affected their ability to deliver consistently.

The Public Health Directorate is currently looking to develop its structure and therefore have frozen recruitment to posts until ready to proceed with the new structure to give staff a fair chance and minimise redundancy risks.

Detailed Public Health financial information is contained in Appendix 1, with Appendix 2 providing a narrative from those services with a significant variance against budget.

2. Capital Executive Summary

Scheme category	Scheme budget	Scheme forecast variance	Budget 2023-24	Actuals 2023-24	Forecast outturn variance 2023-24
	£000	£000	£000	£000	£000
Adults, Health and Commissioning capital schemes	73,860	0	5,975	5,027	-685

At the end of January 2023, the capital programme forecast underspend is -£685k. This is as a result of slippage in the Independent Living Service scheme and the expectation that capital funding will not be required for community equipment given the revenue position of the Directorate.

Further information on capital schemes is provided in Appendix 3 of the FMR.

3. Savings Tracker Summary

The savings trackers are produced quarterly to monitor delivery of savings against agreed plans. The second quarterly savings tracker for 2023-24 was included in the October report.

4. Technical note

On a quarterly basis, a technical financial appendix is included as an appendix to the FMR. This appendix covers:

- Grants that have been received by the service, and where these have been more or less than expected
- Budget movements (virements) into or out of the directorate from other services, to show why the budget might be different from that agreed by Full Council
- Service earmarked reserves – funds held for specific purposes that may be drawn down in-year or carried-forward – including use of funds and forecast draw-down.

The second quarterly technical note for 2023-24 was included within the October FMR report.

5. Key Activity Data

In the following key activity data for Adults & Safeguarding, the information given in each column is as follows:

- Budgeted number of care services: this is the number of full-time equivalent (52 weeks) service users anticipated at budget setting
- Budgeted average unit cost: this is the planned unit cost per service user per week, given the budget available
- Actual care services and cost: these reflect current numbers of service users and average cost; they represent a real time snapshot of service-user information.

A consistent format is used to aid understanding, and where care types are not currently used in a particular service those lines are greyed out.

The direction of travel (DoT) compares the current month's figure with the previous month.

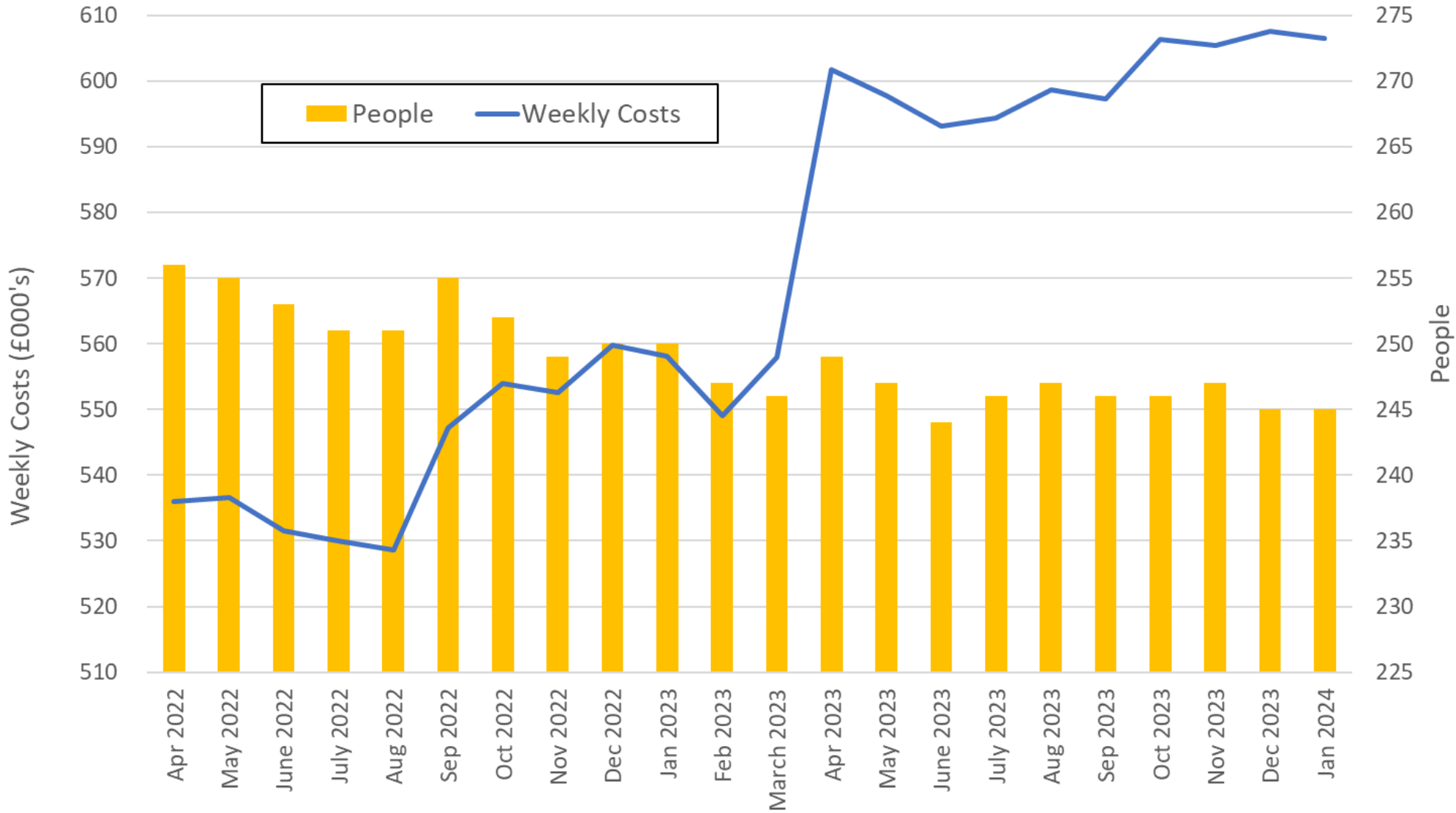
The activity data for a given service will not directly tie back to its outturn reported in Appendix 1. This is because the detailed variance includes other areas of spend, such as care services which have ended and staffing costs, as well as the activity data including some care costs that sit within Commissioning budgets.

5.1 Key activity data at the end of January 2024 for Learning Disability Partnership is shown below:

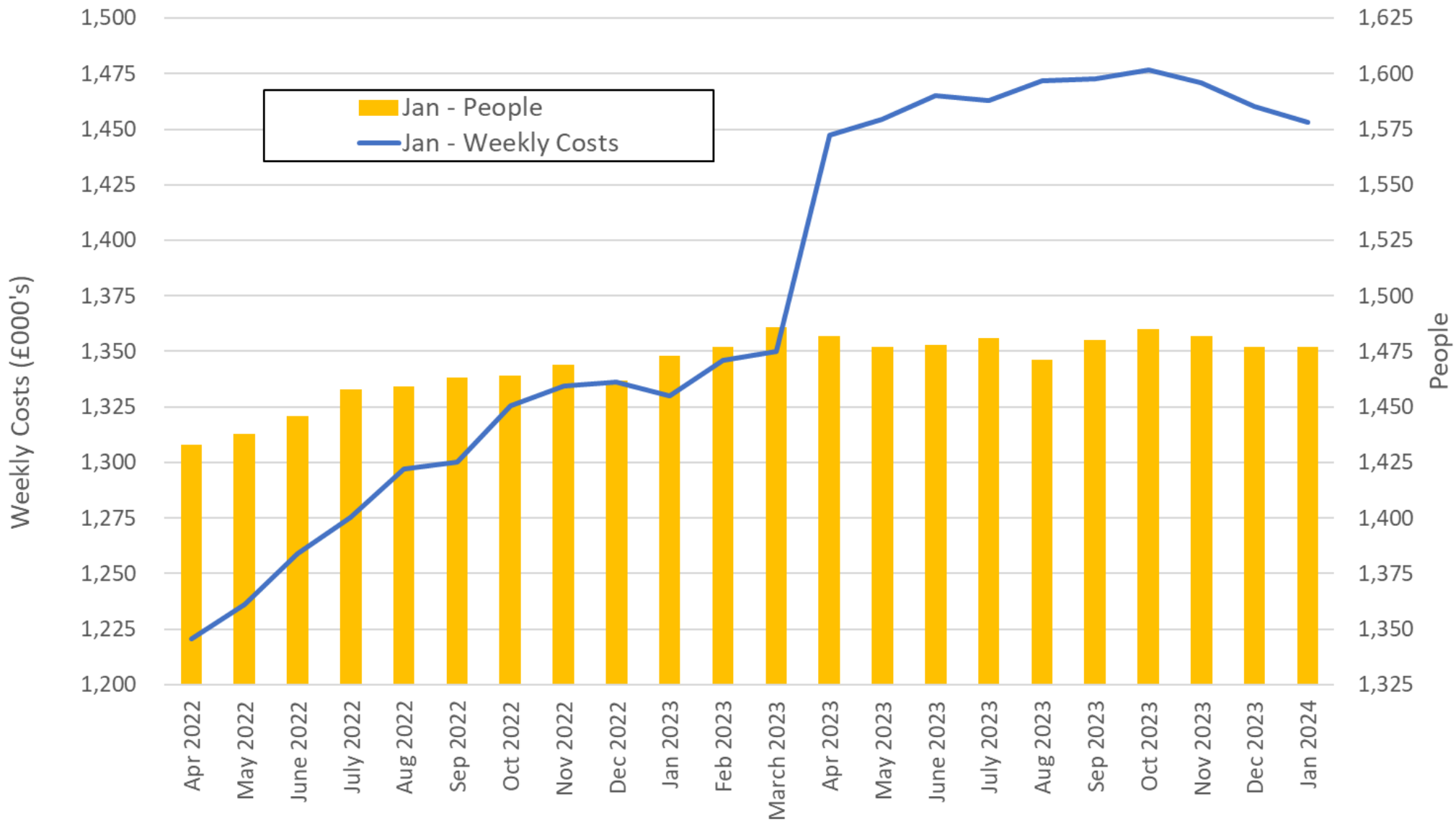
Learning Disability Partnership	BUDGET			ACTUAL (January 2024)				Outturn		
Service Type	Expected No. of Care Packages 2023-24	Budgeted Average Unit Cost (per week)	Annual Budget	Current Care Packages	DOT	Current Average Unit Cost (per week)	DOT	Total spend/income	DOT	Variance
Accommodation based										
~Residential	245	£2,271	£28,942k	234	↓	£2,407	↑	£29,141k	↓	£198k
~Nursing	10	£4,568	£2,220k	10	↑	£4,570	↓	£2,309k	↓	£89k
~Respite	15	£840	£656k	18	↔	£637	↔	£523k	↑	-£133k
Accommodation based subtotal	270	£2,230	£31,818k	262		£2,324		£31,972k		£154k
Community based										
~Supported Living	605	£1,522	£47,947k	587	↓	£1,605	↓	£48,380k	↑	£433k
~Homecare	350	£502	£9,160k	385	↓	£510	↓	£11,081k	↑	£1,922k
~Direct payments	386	£536	£10,781k	406	↓	£559	↑	£10,485k	↓	-£295k
~Live In Care	3	£2,997	£388k	5	↑	£1,997	↓	£358k	↑	-£30k
~Day Care	538	£203	£5,683k	653	↑	£209	↑	£5,368k	↓	-£314k
~Other Care	269	£138	£1,937k	288	↑	£120	↓	£2,526k	↑	£588k
Community based subtotal	2,151	£678	£75,896k	2,324		£665		£78,199k		£2,303k
Total for expenditure	2,421	£851	£107,713k	2,586		£833		£110,171k	↑	£2,457k
Care Contributions			-£5,156k					-£5,386k	↓	-£231k

The LDP includes service-users that are fully funded by the NHS, who generally have very high needs and therefore costly care packages.

LD Bed-Based Weekly Costs & People (Apr 22 - Jan 24)



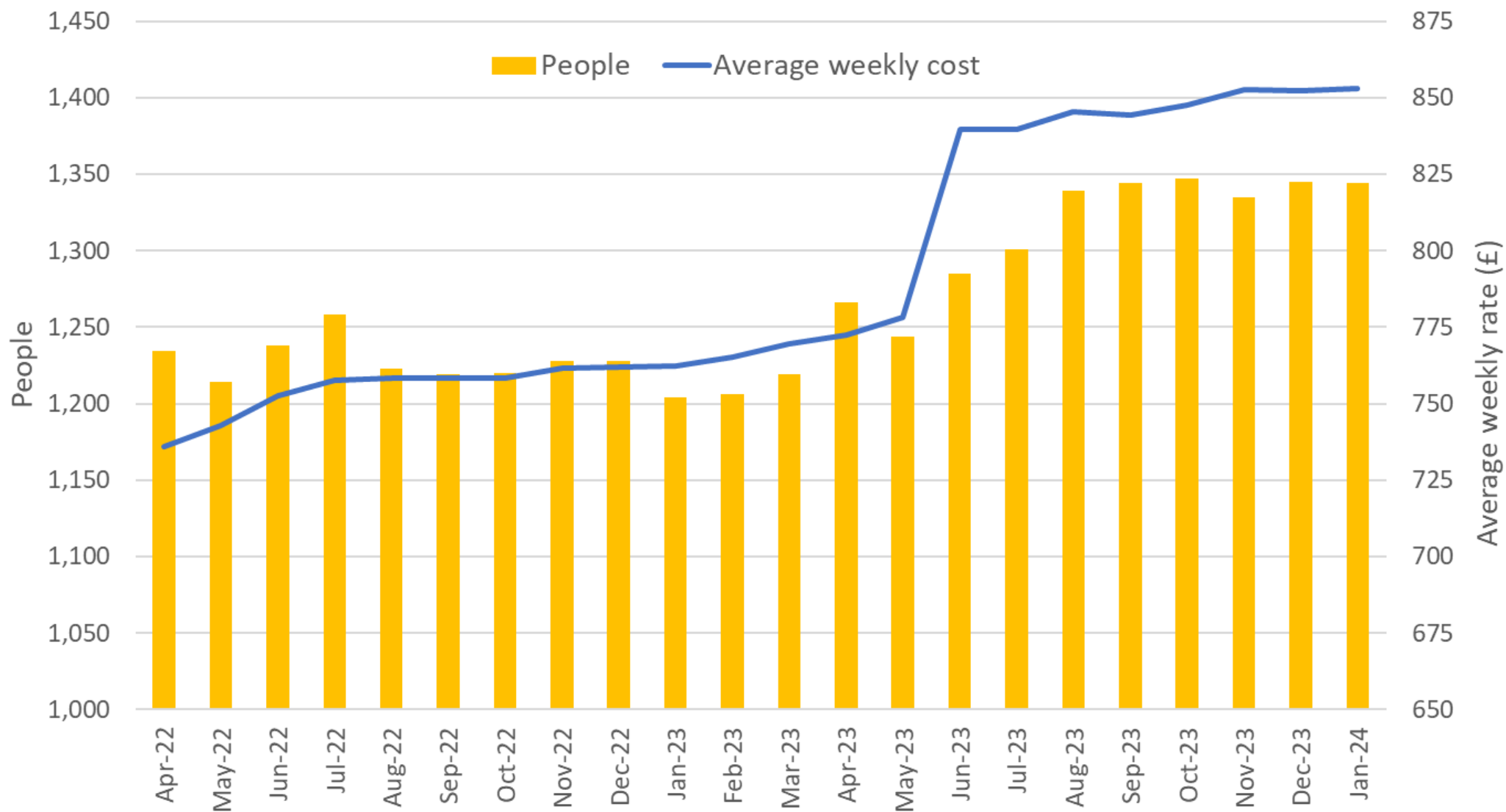
LD Community Weekly Costs & People (Apr 22 - Jan 24)



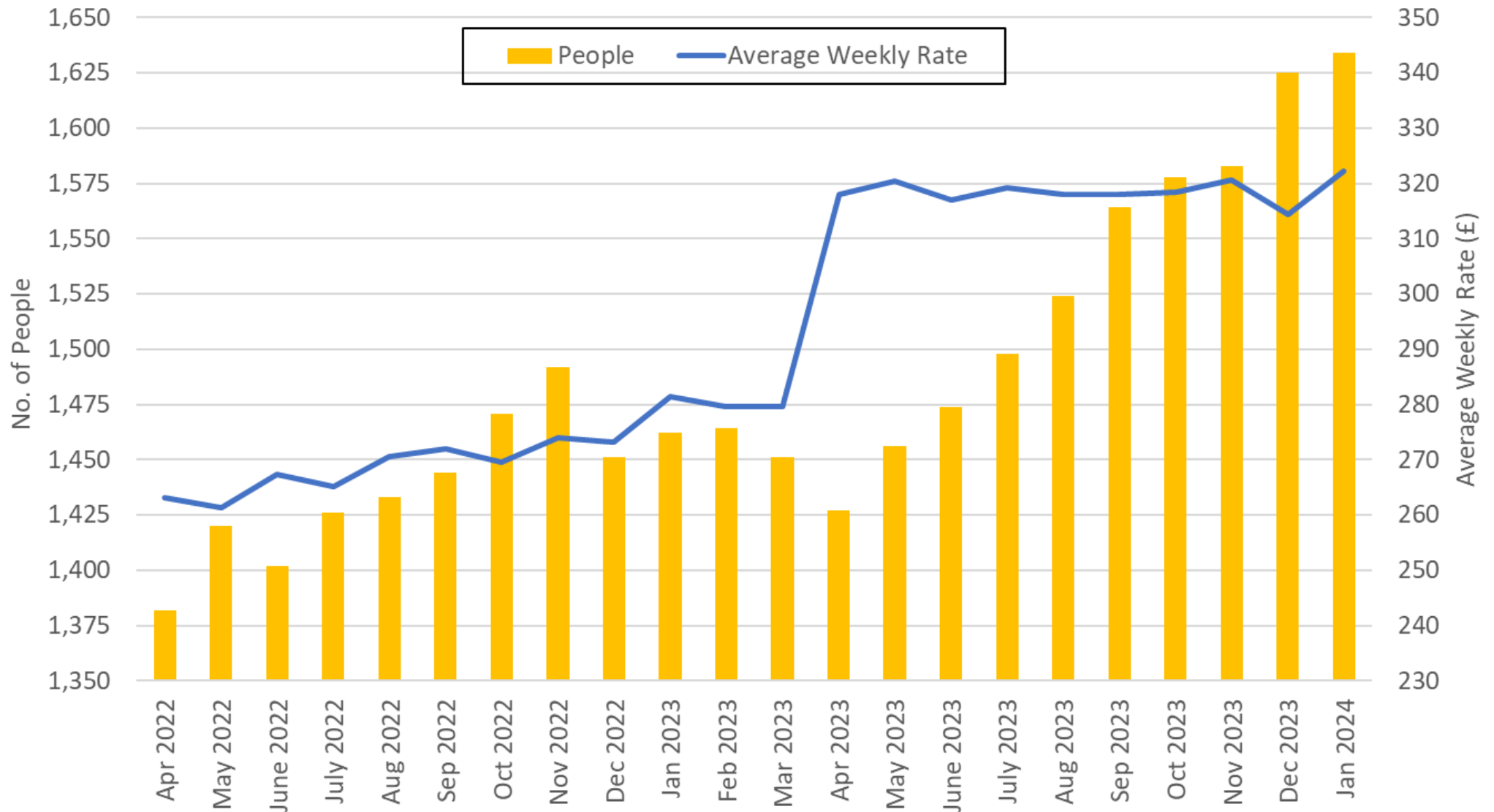
5.2 Key activity data at the end of January 2024 for Older People and Physical Disabilities Services for Over 65s is shown below:

Older People and Physical Disability Over 65	BUDGET			ACTUAL (January 2024)				Outturn		
Service Type	Expected No. of Care Packages 2023-24	Budgeted Average Unit Cost (per week)	Annual Budget	Current Care Packages	DoT	Current Average Unit Cost (per week)	DoT	Total spend/ income	DoT	Variance
Accommodation based										
~Residential	399	£833	£17,372k	378	↓	£800	↑	£17,045k	↓	-£328k
~Residential Dementia	450	£861	£20,258k	519	↑	£794	↑	£23,239k	↑	£2,981k
~Nursing	272	£1,040	£14,784k	254	↓	£935	↑	£15,585k	↓	£801k
~Nursing Dementia	188	£1,184	£11,638k	193	↓	£1,008	↓	£12,770k	↓	£1,132k
~Respite			£762k	70		£148		£776k	↑	£14k
Accommodation based subtotal	1,309	£936	£64,815k	1,414		£811		£69,415k		£4,600k
Community based										
~Supported Living	436	£302	£6,876k	430	↓	£115	↓	£6,717k	↓	-£159k
~Homecare	1,547	£312	£25,211k	1,634	↑	£322	↑	£26,419k	↓	£1,208k
~Direct payments	168	£406	£3,570k	163	↔	£479	↓	£3,868k	↓	£298k
~Live In Care	34	£1,024	£1,821k	35	↓	£1,003	↓	£2,049k	↓	£228k
~Day Care	57	£221	£659k	71	↓	£59	↓	£644k	↓	-£15k
~Other Care			£99k	9	↓	£23		£121k	↑	£21k
Community based subtotal	2,242	£325	£38,236k	2,342		£296		£39,818k		£1,583k
Total for expenditure	3,551	£550	£103,051k	3,756		£490		£109,233k	↓	£6,182k
Care Contributions			-£28,688k					-£34,954k		-£6,266k

OP Activity & Average Weekly Cost for Care Homes (Apr 22 - Jan 24)



OP Activity & Average Weekly Cost for Home Care (Apr 22 - Jan 24)



5.3 Key activity data at the end of January 2024 for Physical Disabilities Services for Under 65s is shown below:

Physical Disabilities Under 65s	BUDGET			ACTUAL (January 2024)				Outturn		
Service Type	Expected No. of Care Packages 2023-24	Budgeted Average Unit Cost (per week)	Annual Budget	Current Care Packages	DOT	Current Average Unit Cost (per week)	DOT	Total spend/income	DOT	Variance
Accommodation based										
~Residential	24	£1,229	£1,542k	28	↔	£1,162	↑	£1,544k	↑	£1k
~Residential Dementia	4	£897	£188k	4	↔	£884	↑	£168k	↓	-£20k
~Nursing	20	£1,286	£1,345k	24	↔	£1,191	↑	£1,399k	↑	£54k
~Nursing Dementia	0	£0	£k	1	↔	£1,180	↔	£58k	↓	£58k
~Respite			£65k	12	↔	£66	↑	£18k	↑	-£47k
Accommodation based subtotal	48	£1,225	£3,140k	69		£954		£3,186k		£46k
Community based										
~Supported Living	21	£343	£376k	38	↑	£510	↑	£570k	↑	£194k
~Homecare	353	£278	£5,139k	355	↑	£302	↑	£5,013k	↑	-£126k
~Direct payments	188	£372	£3,654k	185	↑	£450	↑	£3,631k	↑	-£23k
~Live In Care	27	£994	£1,403k	22	↔	£1,038	↓	£1,153k	↑	-£250k
~Day Care	20	£89	£93k	23	↑	£103	↓	£106k	↑	£13k
~Other Care			£1k	6	↑	£172	↓	£2k	↑	£k
Community based subtotal	609	£335	£10,667k	629		£375		£10,475k		-£192k
Total for expenditure	657	£400	£13,807k	698		£432		£13,661k	↑	-£146k
Care Contributions			-£1,421k					-£1,387k		£34k

5.4 Key activity data at the end of January 2024 for Older People Mental Health (OPMH) Services:

Older People Mental Health	BUDGET			ACTUAL (January 2024)				Outturn		
Service Type	Expected No. of Care Packages 2023-24	Budgeted Average Unit Cost (per week)	Annual Budget	Current Care Packages	Dot	Current Average Unit Cost (per week)	Dot	Total spend/ income	Dot	Variance
Accommodation based										
~Residential	37	£723	£1,122k	37	↓	£734	↓	£1,250k	↓	£128k
~Residential Dementia	48	£815	£1,670k	44	↓	£856	↓	£1,734k	↓	£65k
~Nursing	33	£847	£1,271k	34	↑	£925	↑	£1,404k	↑	£133k
~Nursing Dementia	86	£953	£3,715k	77	↓	£1,083	↑	£3,722k	↓	£6k
~Respite	3	£602	£124k	2	↔	£82	↔	£16k	↓	-£108k
Accommodation based subtotal	207	£849	£7,903k	194		£926		£8,126k		£223k
Community based										
~Supported Living	11	£213	£45k	8	↔	£223	↑	£51k	↑	£6k
~Homecare	57	£355	£1,182k	79	↓	£311	↑	£1,338k	↓	£156k
~Direct payments	8	£645	£227k	8	↔	£1,360	↑	£362k	↑	£136k
~Live In Care	10	£1,169	£699k	9	↔	£1,074	↔	£542k	↑	-£157k
~Day Care	5	£55	£1k	5	↔	£69	↔	£2k	↔	£1k
~Other Care	5	£14	£3k	4	↔	£51	↔	£16k	↓	£13k
Community based subtotal	96	£414	£2,156k	113		£420		£2,310k		£154k
Total for expenditure	303	£711	£10,059k	307		£740		£10,436k	↓	£377k
Care Contributions			-£1,318k					-£1,793k	↓	-£475k

5.5 Key activity data at the end of January 2024 for Adult Mental Health Services is shown below:

Adult Mental Health	BUDGET			ACTUAL (January 2024)				Outturn		
Service Type	Expected No. of Care Packages 2023-24	Budgeted Average Unit Cost (per week)	Annual Budget	Current Care Packages	DOT	Current Average Unit Cost (per week)	DOT	Total spend/income	DOT	Variance
Accommodation based										
~Residential	64	£852	£2,794k	61	↔	£978	↔	£3,052k	↓	£258k
~Residential Dementia	1	£900	£47k	1	↑	£646	↑	£33k	↑	-£14k
~Nursing	9	£829	£467k	8	↓	£1,021	↑	£549k	↓	£82k
~Nursing Dementia	1	£882	£55k	1	↔	£709	↔	£48k	↑	-£8k
~Respite	1	£20	£40k	1	↔	£10	↔	£k	↔	-£40k
Accommodation based subtotal	76	£839	£3,403k	72		£961		£3,681k		£278k
Community based										
~Supported Living	133	£469	£4,178k	133	↑	£536	↑	£3,884k	↑	-£294k
~Homecare	158	£119	£1,465k	168	↓	£118	↓	£1,710k	↓	£245k
~Direct payments	14	£240	£181k	22	↔	£227	↓	£221k	↓	£40k
~Live In Care	2	£1,210	£134k	2	↔	£2,036	↑	£216k	↑	£83k
~Day Care	5	£62	£18k	7	↔	£62	↔	£29k	↔	£11k
~Other Care	6	£789	£2k	4	↔	£45	↓	£116k	↑	£115k
Community based subtotal	318	£290	£5,977k	336		£300		£6,176k		£199k
Total for expenditure	394	£396	£9,380k	408		£417		£9,857k	↑	£477k
Care Contributions			-£386k					-£510k	↑	-£124k

5.6 Key activity data at the end of January 2024 for Autism is shown below:

Autism	BUDGET			ACTUAL (January 2024)				Outturn		
Service Type	Expected No. of Care Packages 2023-24	Budgeted Average Unit Cost (per week)	Annual Budget	Current Care Packages	DOT	Current Average Unit Cost (per week)	DOT	Total spend/income	DOT	Variance
Accommodation based										
~Residential	4	£1,835	£293k	0	↓	£0	↓	£183k	↓	-£110k
Accommodation based subtotal	4	£1,835	£295k	0	↓	0	↓	£183k	↓	-£110k
Community based										
~Supported Living	26	£671	£1,065k	28	↑	£913	↑	£1,247k	↑	£182k
~Homecare	31	£219	£374k	31	↓	£184	↓	£284k	↓	-£90k
~Direct payments	31	£204	£621k	32	↔	£358	↑	£558k	↑	-£64k
~Day Care	26	£92	£125k	28	↑	£66	↓	£99k	↑	-£26k
~Other Care	13	£57	£35k	7	↑	£168	↓	£92k	↑	£56k
Community based subtotal	127	£265	£2,221k	126		£363		£2,280k		£58k
Total for expenditure	131	£313	£2,516k	126		£363		£2,462k		-£52k
Care Contributions			-£123k					-£153k		-£30k

Appendix 1a – Detailed Financial Information - Adults, Health and Commissioning

Forecast Outturn Variance (Previous) £000	Committee	Budget Line	Gross Budget £000	Income Budget £000	Net Budget £000	Actual £000	Forecast Outturn Variance £000	Forecast Outturn Variance %
Executive Director								
287	A&H	Executive Director - Adults, Health & Commissioning	21,329	-50,135	-28,806	-40,408	-670	-2%
-6	A&H	Performance & Strategic Development	3,014	-160	2,854	2,158	4	0%
-3	A&H	Principal Social Worker	618	0	618	537	3	0%
Service Director – LDP and Prevention								
1	A&H	Service Director – LDP and Prevention	407	-28	379	151	-150	-40%
-480	A&H	Prevention & Early Intervention	11,591	-1,018	10,573	9,210	-552	-5%
2	A&H	Transfers of Care	2,085	0	2,085	2,088	2	0%
-91	A&H	Autism and Adult Support	3,019	-118	2,901	2,274	-87	-3%
<u>Learning Disabilities</u>								
-455	A&H	Head of Service	7,095	0	7,095	6,223	-490	-7%
1,081	A&H	LD - City, South and East Localities	49,080	-2,584	46,496	41,772	1,216	3%
-226	A&H	LD - Hunts and Fenland Localities	46,260	-2,216	44,044	37,779	-253	-1%
1,148	A&H	LD - Young Adults Team	15,487	-392	15,095	13,935	1,168	8%
95	A&H	In House Provider Services	9,592	-275	9,316	8,112	95	1%
-382	A&H	NHS Contribution to Pooled Budget	0	-29,464	-29,464	-28,376	-403	-1%
1,262		Learning Disabilities Total	127,514	-34,931	92,583	79,445	1,333	1%
Service Director – Adults Community Operations								
0	A&H	Service Director - Care & Assessment	866	0	796	769	0	0%
0	A&H	Assessment & Care Management	5,000	-41	4,778	3,919	0	0%
0	A&H	Safeguarding	1,532	0	1,532	1,197	0	0%
0	A&H	Adults Finance Operations	1,952	-10	1,904	1,060	0	0%

Forecast Outturn Variance (Previous) £000	Committee	Budget Line	Gross Budget £000	Income Budget £000	Net Budget £000	Actual £000	Forecast Outturn Variance £000	Forecast Outturn Variance %
		<u>Older People's and Physical Disabilities Services</u>						
-1,144	A&H	Older Peoples Services - North	46,990	-13,199	33,791	28,311	-1,558	-5%
649	A&H	Older Peoples Services - South	52,819	-15,658	37,161	33,670	928	2%
215	A&H	Physical Disabilities – North	6,367	-700	5,667	5,160	253	4%
-332	A&H	Physical Disabilities - South	7,517	-1,050	6,466	5,396	-378	-6%
-612		Older People's and Physical Disabilities Services Total	113,693	-30,608	83,085	72,537	-755	-1%
		Service Director - Commissioning						
-21	A&H	Service Director - Commissioning	1,034	-20	1,014	419	1	0%
0	A&H	Adults Commissioning - Staffing	2,480	0	2,480	2,420	0	0%
0	CYP	Children's Commissioning - Staffing	1,267	0	1,267	1,092	-0	0%
-699	A&H	Adults Commissioning - Contracts	10,215	-4,331	5,884	5,193	-778	-13%
-34	A&H	Housing Related Support	6,506	-596	5,909	5,106	-88	-1%
136	A&H	Integrated Community Equipment Service	7,903	-5,802	2,101	3,062	86	4%
		<u>Mental Health</u>						
28	A&H	Mental Health - Staffing	3,578	-54	3,524	2,920	-2	0%
47	A&H	Mental Health Commissioning	2,999	-464	2,535	2,000	-41	-2%
211	A&H	Adult Mental Health	7,353	-386	6,967	6,282	208	3%
-36	A&H	Older People Mental Health	9,870	-1,406	8,464	7,275	-153	-2%
250		Mental Health Total	23,799	-2,310	21,489	18,478	11	0%
-9		Adults, Health & Commissioning Total	345,536	-130,109	215,428	170,706	-1,639	-0.76%
		Mitigations						
-1,431		Grant Funding contributing to cost increases where allowed by grant conditions (part one off)	0	0	0	0	-2,281	0%
-1,431		Mitigations Total	0	0	0	0	-2,281	0%
-1,440		Overall Total	345,536	-130,109	215,428	170,706	-3,920	-1.82%

Appendix 1b – Detailed Financial Information – Public Health

Forecast Outturn Variance (Previous)	Committee	Budget Line	Gross Budget	Income Budget	Net Budget	Actual	Forecast Outturn Variance	Forecast Outturn Variance
£000			£000	£000	£000	£000	£000	%
		Children Health						
0	CYP	Children 0-5 PH Programme	10,707	-3,315	7,392	6,184	0	0%
0	CYP	Children 5-19 PH Programme - Non Prescribed	2,608	-778	1,831	1,434	0	0%
0	CYP	Children Mental Health	650	0	650	243	0	0%
-20	CYP	Drug & Alcohol Misuse – Young People	415	0	415	296	-20	-5%
0	CYP	Children's Weight Management	639	0	639	0	0	0%
0	CYP	Childrens Integrated Lifestyles	228	-58	169	102	-0	0%
-20		Children Health Total	15,246	-4,150	11,096	8,260	-20	-0.18%
		Drugs & Alcohol						
-17	A&H	Drug & Alcohol Misuse	6,113	-1,179	4,934	3,485	-17	0%
-17		Drugs & Alcohol Total	6,113	-1,179	4,934	3,485	-17	0%
		Sexual Health & Contraception						
-35	A&H	SH STI testing & treatment - Prescribed	5,537	-1,816	3,721	2,717	7	0%
-7	A&H	SH Contraception - Prescribed	1,086	0	1,086	417	0	0%
42	A&H	SH Services Advice Prevention/Promotion - Non-Prescribed	469	-31	438	348	0	0%
0		Sexual Health & Contraception Total	7,092	-1,847	5,245	3,482	7	0%
		Behaviour Change / Preventing Long Term Conditions						
-1	A&H	Integrated Lifestyle Services	3,157	-867	2,290	1,467	0	0%
90	A&H	Post Covid weight management services	727	0	727	346	0	0%

Forecast Outturn Variance (Previous)	Committee	Budget Line	Gross Budget	Income Budget	Net Budget	Actual	Forecast Outturn Variance	Forecast Outturn Variance
£000			£000	£000	£000	£000	£000	%
-34	A&H	Smoking Cessation GP & Pharmacy	779	0	779	122	0	0%
-20	A&H	NHS Health Checks Programme - Prescribed	757	0	757	115	0	0%
-35	A&H	Other Health Improvement	276	-4	272	363	0	0%
1		Behaviour Change / Preventing Long Term Conditions Total	5,696	-871	4,825	2,412	0	0%
		General Prevention Activities						
-2	A&H	General Prevention Activities	561	0	561	156	-3	-1%
0	A&H	Falls Prevention	461	0	461	361	0	0%
-2		General Prevention Activities	1,023	0	1,023	517	-3	0%
		Adult Mental Health & Community Safety						
0	A&H	Adult Mental Health & Community Safety	541	-203	338	61	0	0%
0		Adult Mental Health & Community Safety Total	541	-203	338	61	0	0%
		Public Health Directorate						
14	A&H	Public Health Directorate Staffing and Running Costs	4,131	-28,283	-24,152	-25,216	-15	0%
0	A&H	Health in All Policies	55	0	55	0	0	0%
0	A&H	Household Health & Wellbeing Survey	160	0	160	152	0	0%
0	A&H	Social Marketing Research and Campaigns	0	0	0	0	0	0%
0	A&H	Enduring Transmission Grant	214	-214	0	-253	0	0%
0	A&H	Contain Outbreak Management Fund	4,546	-4,546	0	1,208	0	0%
14		Public Health Directorate Total	9,106	-33,043	-23,937	-24,108	-15	0%

Forecast Outturn Variance (Previous) £000	Committee	Budget Line	Gross Budget £000	Income Budget £000	Net Budget £000	Actual £000	Forecast Outturn Variance £000	Forecast Outturn Variance %
-24		Total Expenditure	44,817	-41,293	3,524	-5,892	-49	-1.55%
		Funding						
0	A&H/CYP	Drawdown from reserves	-3,523	0	-3,523	-1,055	0	0%
0		Funding Total	-3,523	0	-3,523	-1,055	0	0%
-24		Overall Total	41,293	-41,293	0	-6,947	-49	-%

Appendix 2a – Service Commentaries on Forecast Outturn Position - Adults, Health and Commissioning

Narrative is given below where there is an adverse/positive variance greater than 2% of annual budget or £100,000 whichever is greater for a service area.

1) Executive Director – Adults, Health and Commissioning

Gross Budget £000	Income Budget £000	Net Budget £000	Actuals £000	Forecast Variance £000	Forecast Variance %
21,329	-50,135	-28,806	-40,408	-670	-4%

There are a number of variances impacting the forecast for the Executive Director – Adults, Health & Commissioning line including:

- i) underspends from vacant posts were larger in the first three quarters of 2023-24 than assumed in the budget and are forecast to contribute £1.7m to the Directorate's overall financial position by year end;
- ii) Adults Social Care transport had an outstanding savings target of £91k brought forward from 2021-22. The work to deliver this saving had been completed, but unusually high inflationary pressures on transport costs had meant cost reductions could not be delivered in full as originally planned. Further work has now been undertaken to reduce costs but a pressure of £23k remains (down from £71k reported in December);
- iii) there is a forecast underspend of £449k on the Council's Learning Disability budget held outside of the Learning Disability Partnership which is partially offsetting the forecast overspend reported on the pooled budget in note 2 below. This largely relates to grants applied to meet LD spend
- iv) retention payments to ASC social workers are coming in under budget by £136k. This is a difficult area to budget for as payments depend on the length of service of individual staff at a given point in time;
- v) the planned capital contribution to the community equipment budget of £400k will no longer be drawn down given the revenue position of the Directorate; and
- vi) a contribution of £900k is assumed to the Council's bad debt provision reflecting the increased level of ASC aged debt.

2) Service Director LDP and Prevention

Gross Budget £000	Income Budget £000	Net Budget £000	Actuals £000	Forecast Variance £000	Forecast Variance %
407	-28	379	151	-150	-40%

A planned investment into the ASC workforce in Cambridgeshire has continued as planned but been funded from grant funding rather than one off allocated budget.

3) Prevention and Early Intervention

Gross Budget £000	Income Budget £000	Net Budget £000	Actuals £000	Forecast Variance £000	Forecast Variance %
11,591	-1,018	10,573	9,210	-552	-5%

Prevention and Early Intervention services are forecasting an underspend of £552k. Previously reported underspends on equipment, unbudgeted income from providing end of life care within a prison setting and a small budgetary surplus following an in-year restructure continue to apply. In addition, we are maintaining an allowance relating to lifeline services in the forecast; as the council moves away from a direct provision model services are being maintained for current clients, but costs have reduced accordingly, creating an underspend, the exact value of which is still subject to notable uncertainty.

4) Learning Disability Services

Gross Budget £000	Income Budget £000	Net Budget £000	Actuals £000	Forecast Variance £000	Forecast Variance %
127,514	-34,931	92,583	79,445	1,333	1%

The Learning Disability Partnership is a pooled budget between the council and the NHS, with shares of 77% and 23% respectively. The budget covers the care costs of people with very complex needs, which can be very hard for the care market to meet. This is the area of adult social care where we are experiencing the most difficulty in finding placements, particularly at higher levels of need. There is currently a significant number of people waiting for placements or changes to their current placements. The current forecast shows a £1.74m overspend, £1.33m for the council and £403k for the NHS. This is driven by significantly higher costs coming through than budgeted for, primarily due to the increase in complexity of need in younger adults and a larger than expected increase in rates in the South of the county. The number of people receiving support this year is decreasing, this has contained the costs slightly.

Over the past three years we have seen cost pressures faced by providers, particularly relating to staffing shortages and price inflation. The cost pressures faced by the provider market have also created a risk around the budget for uplifts paid on current placements. This is a significant risk, with some of our providers requesting uplifts far exceeding the budget available. Uplift negotiations are being managed with these providers on an individual basis.

Adults Commissioning are developing an LD Accommodation Strategy that will enable them to work with the provider market to develop the provision needed for people with learning disabilities. This should lead to more choice when placing people with complex needs and consequently reduce costs in this area. However, this is a longer-term programme and is unlikely to deliver any improvements in the market this financial year. The LDP social work teams and Adults Commissioning are also working on strategies to increase the uptake of direct payments, to deliver more choice for service users and decrease reliance on the existing care market. And a further strategy is in development to help people with learning disabilities develop their independence so they can remain living in community-based settings for longer.

The budget for 2022-23 assumed an increased contribution from the NHS reflecting a shift in the percentage of packages that should be funded from Health budgets. For the current financial year we have made provision for this increased contribution, but the joint project between the ICB and CCC to review those packages required to agree a revised split of costs going forwards for the pool did not proceed as expected. The Council has now served notice to end the cost sharing arrangements of the pooled budget and is continuing to work with the ICB to explore opportunities to agree new arrangements to meet the needs of service

users whilst delivering revised cost shares for the future. There is a risk of short term financial pressures from this decoupling as we move to separate budgets for health and social care.

5) Older People's and Physical Disabilities Services

Gross Budget £000	Income Budget £000	Net Budget £000	Actuals £000	Forecast Variance £000	Forecast Variance %
113,693	-30,608	83,085	72,537	-755	-1%

Older People's and Physical Disabilities Services demand patterns have changed significantly in recent years, particularly in relation to Older People's care home placements which experienced no overall growth, as previously reported. This resulted in a significant underspend in 2022-23, with the change in activity being factored into business planning assumptions for 2023-24 budgets. In addition, £0.75m from this budget for this financial year was redistributed to offset pressures elsewhere in Adults, Health, and Commissioning whilst recognising the potential risk of an emerging pressure within this budget area should activity increase.

Subsequently, Older People's care home demand has returned in 2023-24 with increases in placement numbers similar to pre-pandemic levels. The cost of new placements continues to rise despite additional investment from the Adult Social Care Market Sustainability and Improvement Fund, and the recent closure of a number of care homes has added additional pressure to the budget. In addition to the significant overspend on care home placements, demand for domiciliary care has been steadily rising after a period of stability between January and May 2023.

Income from clients contributing to the cost of their care continues to rise. Services have been working to streamline processes and improve the client's journey through the financial assessments process so that their assessment can be completed in a timelier manner in order to resolve a backlog of historic outstanding cases. These improvements, in conjunction with rising demand for services, have increased the level of income expected from clients contributing towards the cost of their care and this increased income aligns with the increased income assumed in the Business Plan for 2024-25. Furthermore, the Older People's and Physical Disabilities services have been allocated additional grant funding above the budgeted level to support provider uplifts in extra care. In light of these factors, we have reassessed expected income due and reduced the forecast to an underspend of -£755k.

6) Adults Commissioning - Contracts

Gross Budget £000	Income Budget £000	Net Budget £000	Actuals £000	Forecast Variance £000	Forecast Variance %
10,215	-4,331	5,884	5,193	-778	-13%

Adults Commissioning – Contracts is forecasting an underspend of -£778k at the end of January. This is due to savings made through the decommissioning of a number of local authority funded rapid discharge and transition cars as part of the wider homecare commissioning model and a recharge to Learning Disability to reflect redirecting resource to support In House Provider Services in the short-term. The long-term strategy is to decommission all the local authority funded cars, meeting the need for domiciliary care through other, more cost-effective means, such as:

- A sliding scale of rates with enhanced rates to support rural and hard to reach areas.
- Providers covering specific areas or zones of the county, including rural areas.

- Supporting the market in building capacity through recruitment and retention, as well as better rates of pay for care staff.

7) Integrated Community Equipment Service

Gross Budget £000	Income Budget £000	Net Budget £000	Actuals £000	Forecast Variance £000	Forecast Variance %
7,903	-5,802	2,101	3,062	86	4%

The Integrated Community Equipment Service is forecasting an overspend of £86k at the end of January. This is an improvement of £50k on the position forecast in December. This is due to a reduction in spend in the last couple of months. The service is a pooled budget with the NHS, with partners contributing 51.8% (NHS) and 48.2% (CCC).

The overspend is due to increased levels of activity on the community equipment service contract. The number of orders for standard equipment is 12% higher than at this point last year, and 9% higher than in any other year we have data for. The increase in orders for specialist equipment is up 62% on this time last year and 2% higher than in any other year. Credits from returned equipment (that is then re-issued) are also up on previous years – 37% compared to this time last year (a year when credits were low). Although credits to date are in line with other recent years.

Work is taking place to analyse the likely cause of such demand increases. Early indications suggest some of this is related to increased demand coming from hospital discharges, and people with more complex needs being supported to live in the community. This complexity of need has also driven the increase in Special (non-stock) equipment. In a few cases these costs can be recharged to the NHS under Continuing Healthcare (CHC) protocols, but only for those patients who are CHC eligible. Some of the high value stock equipment (hoists and plus size beds) is aging which means that an increasing number are scrapped upon return to the warehouse as they are beyond economical repair. This affects the value of credit applied. We are also seeing an increasing amount of plus size equipment being requisitioned which is more costly than items with a standard user weight.

8) Mitigations

Gross Budget £000	Income Budget £000	Net Budget £000	Actuals £000	Forecast Variance £000	Forecast Variance %
0	0	0	0	-2,281	0%

Given the pressures on care budgets for users of Older People, Mental Health and Learning Disabilities services, priorities around the use of grant funding have been revisited. This identified additional spend that can be funded from external grant, freeing up £2.3m of grant monies to contribute to the identified pressures.

Appendix 2b – Service Commentaries on Forecast Outturn Position – Public Health

There are no adverse/positive variances greater than 2% of annual budget or £100,000 whichever is greater for a service area

Appendix 3 – Capital Position

4.1 Capital Expenditure

Original 2023-24 Funding Allocation as per Business Plan £000	Committee	Scheme	Total Scheme Budget £000	Total Scheme Forecast Variance £000	Revised Budget for 2023-24 £000	Actual Spend (January) £000	Forecast Outturn Variance (January) £000
14,370	Adults & Health	Independent Living Service: East Cambridgeshire	19,035	-	380	19	-342
5,070	Adults & Health	Disabled Facilities Grant	50,700	-	5,070	5,009	-
400	Adults & Health	Integrated Community Equipment Service	4,000	-	400	-	-400
0	Adults & Health	Capitalisation of interest costs	182	-	182	-	-
0	Adults & Health	Capital variations	-57	-	-57	-	57
19,840		TOTAL	73,860	0	5,975	5,027	-685

The schemes with significant variances (>£250k) either due to changes in phasing or changes in overall scheme costs can be found below:

Ref	Directorate / Committee	Commentary vs previous month	Scheme	Scheme Budget £m	Budget for 2023-24 £m	Forecast Outturn Variance £m	Cause	Commentary
1	Adults & Health	New	Independent Living Service: East Cambridgeshire	19,035	380	-342	Rephasing	It was expected that there would be expenditure on a substation in 23-24. However, this has now been linked to the Heads of Terms and will only be paid at acquisition of the land. Additionally, the timing of overall forecast spend for the scheme has been pushed back from assumptions in the Business Plan due to delays in the land acquisition.
2	Adults & Health	New	Integrated Community Equipment Service	4,000	400	-400	No longer needed	Given the forecast revenue position for the Adults, Health and Commissioning Directorate, capital funding is no longer required as a contribution to the costs of community equipment.

4.2 Capital Funding

Original 2023-24 Funding Allocation as per Business Plan £000	Source of Funding	Revised Funding for 2023-24 £000	Forecast Spend – Outturn (January) £000	Forecast Variance – Outturn (January) £000
5,070	Grant Funding	5,070	5,070	-
14,770	Prudential Borrowing	905	220	-285
19,840	Total Funding	5,975	5,290	-685

Appendix 4 – Savings Tracker

4.1 Adults, Health and Commissioning Savings Tracker Quarter 3

RAG	BP Ref	Title	Original Saving £000	Forecast Saving £000	Variance from Plan £000	% Variance	Commentary for publication
Amber	C/F 21-22 Saving	Adult Social Care Transport	-91	-12	79	87%	All routes retendered in 22-23. Saving achieved was lower than expected due to the inflationary pressures on transport.
Black	C/F 22-23 Saving	Micro-enterprises Support	-103	0	103	100%	Not fully delivered due to low number of people with a Direct Payment (DP) and Individual Service Fund (ISF) utilising capacity created in East Cambs. The Self Directed Support programme will increase uptake of DPs and ISFs and improve the pathway to Micro-enterprise provision.
Amber	C/F 22-23 Saving	Increased support for carers	-129	-31	98	76%	Carers Strategy approved and action plan in development. Reprofiled savings as part of action plan development.
Amber	C/F 22-23 Saving	Learning Disability Partnership Pooled Budget Rebaselining	-1,125	-1,125	0	0%	A one off additional contribution has been received pending detailed work with ICB to review the pool position. However, savings built into the Business Plan for future years remain at risk until the review work is completed.
Blue	A/R.6.176	Adults Positive Challenge Programme	-154	-200	-46	-30%	Over-achieved.
Green	A/R.6.185	Additional block beds - inflation saving	-263	-263	0	0%	On track
Black	A/R.6.200 plus C/F 22-23	Expansion of Direct Payments	-113	0	113	100%	Delivery of savings has been delayed, as has investment. This is a four year programme and cashable savings are only expected in towards the end of Year 2 (24-25)
Green	A/R.6.202	Adults and mental health employment support	-40	-40	0	0%	Complete

RAG	BP Ref	Title	Original Saving £000	Forecast Saving £000	Variance from Plan £000	% Variance	Commentary for publication
Blue	A/R.6.203	Decommissioning of block contracts for Car rounds providing homecare	-1,111	-1,497	-386	-35%	Over-achieved.
Blue	A/R.6.204	Post hospital discharge reviews	-310	-374	-64	-21%	Over-achieved.
Amber	A/R.6.205	Mental Health s75 vacancy factor	-150	-106	44	29%	Partially unachieved due to staffing reorganisation and high-cost interim appointments in CPFT.
Amber	A/R.6.206	Learning Disability mid-cost range placement review	-203	-150	53	26%	Project started September. This has led to a 3-6 month delay to benefits realisation. Service reviews have taken place in approx. 1/3 of planned work and data analysis is underway with some savings identified.
Green	A/R.6.208	Integration with the Integrated Care System on digital social prescribing	-61	-61	0	0%	On track
			-3,853	-3,859	-6		

Key to RAG Ratings:

Total saving	Over £500k	100-500k	Below 100k
Black	100% non-achieving	100% non-achieving	100% non-achieving
Red	% variance more than 19%	-	-
Amber	Underachieving by 14% to 19%	% variance more than 19%	% variance more than 19%
Green	% variance less than 14%	% variance less than 19%	% variance less than 19%
Blue	Over-achieving	Over-achieving	Over-achieving

4.2 Public Health Savings Tracker Quarter 2

RAG	BP Ref	Title	Original Saving £000	Forecast Saving £000	Variance from Plan £000	% Variance	Commentary
Green	E/R.6.002	Vacancy factor for Public Health staffing	-80	-80	0	0%	On track
Green	E/R.6.003	Public Health savings	-201	-201	0	0%	On track
			-281	-281	0		

Key to RAG Ratings:

Total saving	Over £500k	100-500k	Below 100k
Black	100% non-achieving	100% non-achieving	100% non-achieving
Red	% variance more than 19%	-	-
Amber	Underachieving by 14% to 19%	% variance more than 19%	% variance more than 19%
Green	% variance less than 14%	% variance less than 19%	% variance less than 19%
Blue	Over-achieving	Over-achieving	Over-achieving

APPENDIX 5 – Technical Note

5.1.1 The table below outlines the additional Adults, Health and Commissioning grant income, which is not built into base budgets.

Grant	Awarding Body	Amount £'000
Public Health	Department of Health and Social Care (DHSC)	332
Improved Better Care Fund	Department for Levelling Up, Housing & Communities (DLUHC)	15,170
Disabled Facilities Grant	DLUHC	5,512
Market Sustainability and Improvement Fund	DHSC	5,442
Market Sustainability and Improvement Fund - Workforce	DHSC	3,535
ASC Discharge Fund	DHSC	2,127
Social Care in Prisons Grant	DHSC	330
International Recruitment	DHSC via Norfolk County Council	22
Care Quality Commission review and assessment grant	DHSC	27
Total Non-Baselined Grants 23-24		32,496

5.1.2 The table below outlines the additional Public Health grant income, which is not built into base budgets.

Grant	Awarding Body	Amount £'000
Public Health	DHSC	27,596
Rough Sleeping Drug and Alcohol Treatment	DLUHC	360
Supplementary Substance Misuse Treatment Grant	Office for Health Improvement & Disparities (OHID)	592
Substance Misuse for Crime and Disorder Reduction Grant	Office of the Police and Crime Commissioner	94
Individual Placement & Support grant	Office for Health Improvement & Disparities (OHID)	77
Total Non-Baselined Grants 23-24		28,720

5.2.1 Virements and Budget Reconciliation (Adults, Health and Commissioning)

(Virements between Adults, Health and Commissioning and other service blocks)

	Eff. Period	£'000	Notes
Budget as per Business Plan		215,038	
Executive Director People Services	Apr	-300	Transfer to Strategy and Partnerships from Executive Director People Services
Various policy lines	Apr	351	Allocation of centrally held funding for former People Services restructuring
Various policy lines	May	506	Budget resetting movements as outlined in May IFMR
Various policy lines	June	-1,621	23-24 Business Planning virements to replace expenditure budgets with reserve draw down lines
Integrated Community Equipment Service	June	-53	Adjust Public Health income budget to match amounts to be transferred under PH Memorandum of
Strategic Management - Commissioning	July	-34	Transfer to Strategy and Partnerships from Commissioning for contract administered in S&P
Executive Director – Adults, Health and Commissioning	July	-4	Realignment of transport staffing budgets to match current operating model requiring a small transfer between Adult's and Children's transport staffing budgets.
Executive Director – Adults, Health and Commissioning	August	15	Moving Budget for ADASS Regional costs to Adults from Childrens- Association of Directors of Adult Social Services (ADASS)
Various policy lines	August	-198	Move of Executive Assistant and Personal Assistant budgets to Strategy and Partnerships
Learning and Development	October	-5	Transfer budget to Learning and Development team to cover cost of Deprivation of Liberty Standards signatory training
Public Health grant transfers	November	-279	Additional transfers of Public Health grant into services
Pay award 2023-24	November	2,643	Transfer of pay award funding to services following finalisation of pay award for 2023-24
Social Care grant to Children's	January	-633	Transfer of Social Care grant element to Childrens' as approved by Strategy, Resources & Performance committee in December
Budget 23-24		215,427	

5.2.2 Virements and Budget Reconciliation (Public Health)

(Virements between Public Health and other service blocks)

	Eff. Period	£'000	Notes
Budget as per Business Plan		0	
Budget 23-24		0	

5.3.1 Adults, Health and Commissioning Earmarked Reserve Schedule

Budget Heading	Opening Balance 2023-24 £'000	Net Movements to January £'000	Forecast Year End Balance £'000	Reserve Description
Adult Social Care risk reserve	4,664	0	4,664	Reserve held against risk of demand for social care support exceeding the level of demand assumed in the Business Plan.
Learning Disability pooled budget reserve	1,538	0	413	Reserve to cover costs of review of the appropriate cost splits of spend in the Learning Disability pool, and to cover additional income assumed from the rebaselining of the LDP pool shares until such time as review work is complete and new cost sharing arrangements finalised.
Debt reserve	809	0	500	Reserve held to offset escalating debt position in ASC. This includes reserve for old debt pre the transition of the Cambridgeshire and Peterborough CCG to the ICB which was subject to a debt settlement but the final invoices of which are still being worked through.
Discharge reserve	500	0	0	Funding set aside as part of Discharge spend in 2022-23. Being transferred to corporate reserves.
TOTAL EARMARKED RESERVES	7,511	0	5,577	

(+) positive figures represent surplus funds.

(-) negative figures represent deficit funds.

5.3.2 Public Health Earmarked Reserve Schedule

Budget Heading	Opening Balance 2023-24 £'000	Net Movements to January £'000	Forecast Year End Balance £'000	Reserve Description
<u>Children's Public Health:</u>				
Best Start in Life	191	-35	94	Contribution to Best Start in Life programme
Public Health Children's Manager	54	-20	8	Additional Staffing Capacity £78k total – to be spent over 2 years – commenced in 2022-23
Tackling childhood anxiety	0	320	0	New request approved by Strategy, Resources and Performance Committee in December
<u>Public Mental Health:</u>				
Public Mental Health Manager	80	-20	37	Additional Staffing Capacity - Anticipated spend over 2 years
Support for families of children who self-harm.	77	-40	26	Rolling out pilot family self-harm support programme across Cambridgeshire
Training Programme Eating Disorders	44	0	5	Training Programme £78k total – to be spent over 2 years – commenced in 2022-23
<u>Adult Social Care & Learning Disability:</u>				
Falls Prevention Fund	110	0	32	Partnership joint funded falls prevention project with the NHS, £78k pa committed in Healthy Lifestyle contract
Enhanced Falls Prevention Section 75	669	11	379	Enhanced Falls Prevention Anticipated spend over 3 years to 2024-25
Public Health Manager - Learning Disability	78	0	60	Additional Staffing Capacity - Anticipated spend over 2 years
Improving residents' health literacy skills to improve health outcomes	400	-150	250	Additional funding to existing Adult Literacy programme
<u>PHI and Emergency Planning:</u>				
Quality of Life Survey	368	-152	208	Annual survey for 3 years to assess long term covid impact
Public Health Emergency Planning	9	0	0	Additional funds to respond to Health Protection incidents
<u>Prevention and Health Improvement:</u>				
Stop Smoking Service	71	-29	27	Additional Staffing Capacity - Focused on post to reduce smoking during pregnancy
Smoking in pregnancy	220	0	156	To fund work to decrease smoking in pregnancy
NHS Healthchecks Incentive Funding	407	-194	407	Funding to increase the number of health checks that can be undertaken to catch up with some of the missed checks during the pandemic.

Budget Heading	Opening Balance 2023-24 £'000	Net Movements to January £'000	Forecast Year End Balance £'000	Reserve Description
Sexual & Reproductive Health Needs Assessment	50	0	40	Delivery of Health Needs Assessment
Psychosexual counselling service	69	0	35	Anticipated spend over 2 years
Primary Care LARC training programme	60	-60	0	Long-Acting Reversible Contraception (LARC) training programme for GPs and Practice Nurses
Tier 2 Adult Weight Management Services	205	-68	137	
Tier 3 Weight Management Services post covid	1,465		1,119	To increase capacity of weight management services over 3 years
Social Marketing Research and Campaigns	500		350	Social marketing research and related campaigns
Support for Primary care prevention	800		400	Anticipated spend over 2 years
Strategic Health Improvement Manager	165	-25	111	Additional Staffing capacity - Anticipated spend over 2 years from 2023-24
Service improvement activity for Stop Smoking Services and NHS Health Checks	0	100	0	Additional service funding for stop smoking and health checks
Childrens' obesity	0	389	0	New request approved by Strategy, Resources and Performance Committee in December
<u>Traveller Health:</u>				
Gypsy Roma and Travelers Education Liaison officer	25	-12	1	Additional Staffing Capacity - Anticipated spend over 2 years to 2023-24
Traveller Health	30	-10	20	To increase access to services, support and advice through drop-in centre model
<u>Health in All Policies:</u>				
Effects of planning policy on health inequalities	170	0	137	
Training for Health Impact Assessments	45	0	23	Training Programme agreed as part of 2022-23 Business Plan
<u>Miscellaneous:</u>				
Healthy Fenland Fund	23	0	0	Project extended to 2023
Health related spend elsewhere in the Council	600	-400	200	Agreed as part of 2022-23 Business Plan to be spent over 3 years to 2024-25
Voluntary Sector Support for the Health and Well Being Strategy	50	0	50	
Uncommitted PH reserves	820	-820	55	Includes forecast transfer of in year underspend of £55k to reserves at year end
TOTAL EARMARKED RESERVES	7,854	-1,214	4,375	

(+) positive figures represent surplus funds.

(-) negative figures represent deficit funds.

5.3.3 Adults, Health and Commissioning Capital Reserve Schedule

Budget Heading	Opening Balance 2023-24 £'000	Net Movements to January £'000	Forecast Year End Balance £'000	Reserve Description
Head of Integration	33	0	33	Capital grant funding for AHC IT Systems
TOTAL EARMARKED RESERVES	33	0	33	

(+) positive figures represent surplus funds.
 (-) negative figures represent deficit funds.