

Service: People and Communities (P&C) and Public Health (PH)

Subject: Finance Monitoring Report – October 2021

Date: 12th November 2021

Key Indicators

Previous Status	Category	Target	Current Status	Section Ref.
Green	Revenue position by Directorate	Balanced year end position	Green	1.2
Green	Capital Programme	Remain within overall resources	Green	2

Contents

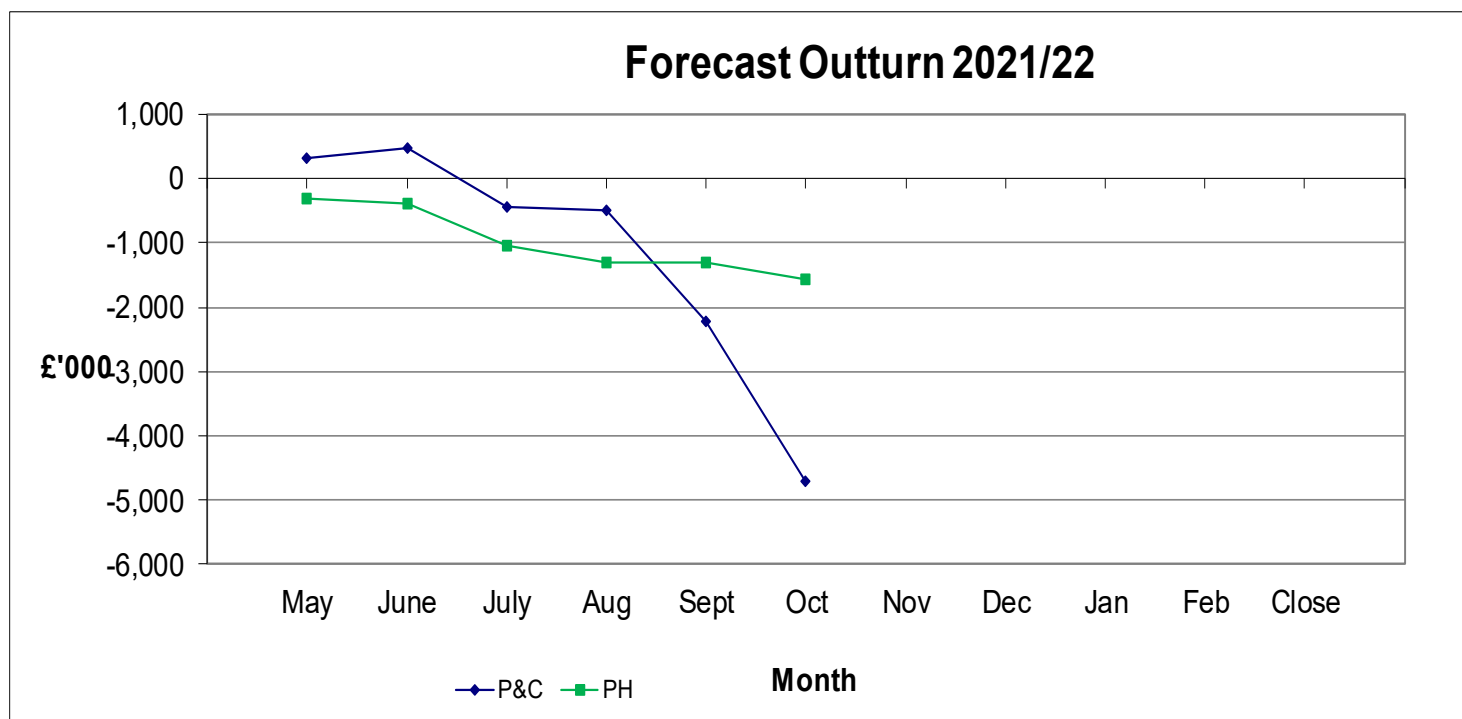
Section	Item	Description	Page
1	Revenue Executive Summary	High level summary of information: By Directorate By Committee Narrative on key issues in revenue financial position	2-8
2	Capital Executive Summary	Summary of the position of the Capital programme within P&C	8
3	Savings Tracker Summary	Summary of the final position on delivery of savings	8
4	Technical Note	Explanation of technical items that are included in some reports	8
5	Key Activity Data	Performance information linking to financial position of main demand-led services	9-14
Appx 1	Service Level Financial Information	Detailed financial tables for P&C main budget headings	15-17
Appx 1a	Service Level Financial Information	Detailed financial table for Dedicated Schools Grant (DSG) main budget headings within P&C	18
Appx 2	Service Level Financial Information	Detailed financial table for Public Health main budget headings	19
Appx 3	Service Commentaries	Detailed notes on financial position of services that are forecasting a significant variance against budget	20-30
Appx 4	Capital Appendix	This contains more detailed information about P&C's Capital programme, including funding sources and variances from planned spend.	31-33
<i>The following appendices are not included each month as the information does not change as regularly:</i>			
Appx 5	Savings Tracker	Each quarter, the Council's savings tracker is produced to give an update of the position of savings agreed in the Business Plan.	34-38
Appx 6	Technical Appendix	Twice yearly, this will contain technical financial information showing: Grant income received Budget virements and movements in Service reserves	39-42

1. Revenue Executive Summary

1.1 Overall Position

People and Communities reported an underspend of -£4,693k at the end of October.

Public Health reported an underspend of -£1,468k at the end of October.



1.2 Summary of Revenue position by Directorate

1.2.1 People and Communities

Forecast Outturn Variance (Previous) £000	Directorate	Budget 2021/22 £000	Actual £000	Outturn Variance £000	Outturn Variance %
-2,949	Adults & Safeguarding	174,572	94,662	-4,645	-2.7%
1,298	Commissioning	41,553	21,058	1,461	3.5%
487	Communities & Partnerships	11,594	5,523	488	4.2%
-1,459	Children & Safeguarding	59,110	26,560	-2,455	-4.2%
1,051	Education - non DSG	38,954	16,755	1,375	3.5%
11,244	Education - DSG	89,528	51,138	13,429	15.0%
-653	Executive Director	3,070	408	-917	-29.9%
9,020	Total Expenditure	418,380	216,105	8,736	2.1%
-11,244	Grant Funding	-118,610	-66,979	-13,429	11.3%
-2,225	Total	299,771	149,125	-4,693	-1.6%

1.2.2 Public Health

Forecast Outturn Variance (Previous) £000	Directorate	Budget 2021/22 £000	Actual £000	Outturn Variance £000	Outturn Variance %
-0	Children Health	9,317	5,118	-0	0.0%
-15	Drugs & Alcohol	5,918	1,012	-15	-0.3%
-267	Sexual Health & Contraception	5,290	1,962	-162	-3.1%
-261	Behaviour Change / Preventing Long Term Conditions	4,114	1,572	-583	-14.2%
-27	Falls Prevention	87	0	-27	-31.7%
-6	General Prevention Activities	13	-12	-6	-49.9%
0	Adult Mental Health & Community Safety	257	16	0	0.0%
-723	Public Health Directorate	23,361	-1,305	-674	-2.9%
-1,299	Total Expenditure	48,356	8,362	-1,468	-3.0%

The un-ringfenced Covid-related grants from central government are held centrally within the Council, and so the numbers in the table above are before any allocation of the funding to specific pressures.

1.3 Summary by Committee

P&C and PH services are overseen by different Committees – these tables provide Committee-level summaries of services' revenue financial positions.

1.3.1 Adults & Health Committee

Forecast Outturn Variance (Previous) £000	Directorate	Budget 2021/22 £000	Actual Oct 21 £000	Forecast Outturn Variance £000
-2,949	Adults & Safeguarding	174,572	94,662	-4,645
48	Adults Commissioning (including Local Assistance Scheme)	18,507	9,641	-39
-1,299	Public Health (excl. Children's Health)	39,039	3,245	-1,468
-4,201	Total Expenditure	232,118	107,548	-6,151
0	Grant Funding (including Improved Better Care Fund, Public Health Grant etc.)	-54,424	-38,925	0
-4,201	Total	177,693	68,622	-6,151

1.3.2 Children and Young People Committee

Forecast Outturn Variance (Previous) £000	Directorate	Budget 2021/22 £000	Actual Oct 21 £000	Forecast Outturn Variance £000
1,250	Children's Commissioning	22,411	11,605	1,500
0	Communities & Safety - Central Integrated Youth Support Services	381	185	0
-1,459	Children & Safeguarding	59,110	26,560	-2,455
1,051	Education – non DSG	37,954	15,755	1,375
-0	Public Health - Children's Health	9,317	5,118	-0
843	Total Expenditure	129,172	59,223	420
0	Grant Funding (excluding Dedicated Schools Grant etc.)	-17,748	-8,221	0
843	Total Non-DSG	111,424	51,002	420
0	Commissioning – DSG	245	0	0
11,244	Education – DSG (incl. contribution to combined budgets)	90,528	52,138	13,429
11,244	Total DSG (Ringfenced Grant)	90,773	52,138	13,429

1.3.3 Communities, Social Mobility and Inclusion Committee

Forecast Outturn Variance (Previous) £000	Directorate	Budget 2021/22 £000	Actual Oct 21 £000	Forecast Outturn Variance £000
487	Communities and Partnerships	11,213	5,338	488
487	Total Expenditure	11,213	5,338	488
0	Grant Funding (including Adult Education Budget etc.)	-4,019	-3,149	0
487	Total	7,194	2,189	488

1.3.4 Cross Cutting P&C Policy Lines

Forecast Variance Outturn (Previous) £000	Directorate	Budget 2021/22 £000	Actual Oct 21 £000	Forecast Outturn Variance £000
0	Strategic Management – Commissioning	389	-188	0
-653	Executive Director	3,070	408	-917
-653	Total Expenditure	3,459	220	-917
0	Grant Funding	0	0	0
-653	Total	3,459	220	-917

1.4 Significant Issues – People & Communities

People & Communities started 2021/22 with a balanced budget including around £3m of funding to meet Covid-related demand pressures and savings of £4.2m.

P&C budgets are facing increasing pressures each year from rising demand and changes in legislation, and now have additional pressures because of the pandemic. The Directorate's budget has increased by around 10% in 2021/22 to meet these pressures. In 2020/21, the pandemic severely impacted the financial position in P&C, and this is continuing through 2021/22.

At October 2021, the forecast P&C outturn is an underspend of -£4,693k; around 1.6% of budget. This reflects services' best estimates of their financial position at this point in time but remains very uncertain. Unlike last year, we have had the opportunity to estimate and budget for some expected pressures from the pandemic this year. The Council also has un-ringfenced grant funding from central government to meet Covid pressures across the whole Council which is held centrally and reported in the Integrated Finance Monitoring Report.

P&C will receive specific grant funding from government to deal with aspects of the pandemic as well which is included in the numbers in this report. The £3m infection control and testing grant is being passed to social care providers and has been topped-up by a similar amount to cover the second quarter, and our first three months' of lost income from fees and charges will be met by a grant.

Appendix 1 provides the detailed financial information by service, with Appendix 1a providing a more detailed breakdown of areas funded directly from the Dedicated Schools Grant (DSG) and Appendix 3 providing a narrative from those services projecting a significant variance against budget.

1.4.1 Adults

Like councils nationally, Adult Services in Cambridgeshire has faced cost pressures for several years. This has been due to the rising cost of care home and home care provision due to both the requirement to be compliant with the national living wage and the increasing complexity of needs of people receiving care (both older people and working age adults). Budgets have been set broadly based on this trend continuing, with some mitigations.

At the end of October, Adults are forecasting an underspend of £4,645k (2.66%), with pressures in disability and mental health services more than offset by underspends forecast in older people's and physical disability services.

The financial and human impact of Covid-19 has been substantial for Adult Services, overspending in 2020/21 because of the need to provide additional support to care providers and increased support needs of vulnerable adults. Some adults who were previously supported at home by friends, family and local community services have not been able to secure this support during Covid due to visiting restrictions during lockdown. This has increased reliance on professional services; the ability to focus on conversations about the use of technology, community support or other preventative services have been restricted due to the refocusing of staffing resources towards discharge from hospital work and supporting care providers. Many vulnerable adults have developed more complex needs during lockdown as they have not accessed the usual community-based or early help services. We are expecting the longer-term financial impact of this to be very large.

Despite this, some services over 2020/21, and continuing through 2021/22, have seen expenditure at less than budgeted levels. This is particularly the case with spend on residential and nursing care for older people as a result of the devastating impact of Covid-19 on the older people's population. Spend today is below the level budgeted for and therefore budget is available for rising demand or costs. This is causing the forecasted underspend on the Older People's budget, but the financial position of this service is considerably uncertain. There is a growing number of people who have survived Covid, being left with significant needs, and many vulnerable adults have developed more complex needs as they have not accessed the usual community-based or early help services due to lockdown. The impact on delayed health care treatments such as operations will also impact individual needs and health inequalities

negatively. It is anticipated that demand will increase as we complete more annual reviews, many of which are outstanding due to the pandemic.

Hospital Discharge systems continue to be pressured and we expect some substantial cost increases as both NHS funding is unwound fully, and the medium-term recovery of clients assessed as having primary health needs upon hospital discharge return to social care funding streams.

Within Physical Disability services, a peak in demand for bed-based care in the last quarter of 2020/21 has now reversed, with numbers returning to pre-pandemic levels.

Learning Disabilities (LD) and Mental Health services have cost pressures that are driving a forecast overspend for the year. Levels of need have risen greatly over the last year, and this is exacerbated by several new service users with LD care packages with very complex health and care needs, requiring significant levels of care that cost much more than we budget for an average new care service. We are reliant on a small number of providers for very specialist types of support. LD services in Cambridgeshire work in a pooled budget with the NHS, so any increase in cost in-year is shared.

A detailed review of activity information and other cost drivers has been undertaken as at the end of October and the forecast position updated accordingly. We will continue to review the position as we move through the autumn and winter months and the forecast remains subject to variation as circumstances change.

It is proposed to rebaseline the Adult Social Care budgets as part of the Business Planning round for 2022-23 and beyond to reflect the impact of the Covid-19 pandemic on spend. This will seek to address the underspends and overspends we are currently seeing against budgets in this financial year and is proposed to remove £3.25m from the Adult Social Care budget on an ongoing basis. However, there remains significant uncertainty especially as we go into a potentially difficult winter, and with emerging issues arising in the care sector, particularly around staffing. As a consequence, it is requested that a risk provision of £2m is approved from the current year underspend to cushion against uncertainty through this winter and into 2022/23 as the effects of the pandemic continue to be felt. This is reflected in the underspend reported.

1.4.2 Children's

Although the levels of actual spend in relation to Covid-19 have remained relatively low within Children's, there are a number of areas which are showing significant pressures or underspends as we move further into 2021/22:

- Due to the lockdown and lack of visibility of children, referrals to Children's saw a significant reduction, particularly in the earlier stages of the pandemic. We predicted that there would be demand building up with a need for an increase in staff costs resulting from an increase in the number of referrals, requiring assessments and longer term working with families, whose needs are likely to be more acute, due to early support not having been accessed, within both early help and children's social care.
- We have seen an increase in the numbers of referrals of children and young people with more complex needs. This has been the case in other areas and signals that there is likely to be an increase in demand both in terms of volumes and complexity of need.
- Despite a relatively stable position in the number of Children in Care (CiC) we are seeing increasing cost pressures due to changes in complexity of need, and continuing cost inflation within the sector resulting in a revised in-year forecast pressure of £1.5m. Specifically, changes in legislation from the 1st September which required all local authorities to ensure no young people in care under the age of 16 were placed within unregistered provision. The consequence of this has been a knock-on effect within the residential and fostering markets responding to increased demand as young people moved on from unregistered provision. This has led to a significant increase in weekly cost for some placements. Also, we are seeing an increase in complexity of need within both existing and new placements. This increased demand, coupled with an overall shortage of availability, has led to price increases within the sector.

- Despite further pressures within the Children's Disability Service (£400k) and Legal (£80k), the current forecast overspend across Children's (including the CiC placement budget held in Commissioning) has been offset by underspends in the Fostering and Supervised Contact Service (-£960k), Corporate Parenting (-£500k), Adoption Allowances (-£375k), Safeguarding East (-£200k) and Strategic Management (-£900k). A large proportion of these underspends are as a result of an over achievement of the vacancy savings target across the service due to a combination of the difficulty in recruiting to Social Workers posts and also posts becoming vacant with recruitment to vacancies taking longer than anticipated in the current climate.

1.4.3 Education

Education – A number of services within Education have lost income as a result of the Covid-19 pandemic. Some areas have been able to deliver services in different ways or have utilised their staff and/or buildings to provide support to other services to mitigate the overall impact. Outdoor Education continues to forecast an in-year overspend of £681k due to school residential visits not being allowed until mid-May and a reduction in numbers in order to adhere to Covid-19 guidance.

Within 0-19 Organisation and Planning there is a revised forecast overspend on core funded activity of £270k. This reflects the reduced income from penalty notices issued for children's unauthorised absences from school because of the pandemic. This is not expected to return to pre-pandemic levels this academic year.

The overall impact has been significant for many services with a traded element and may continue to deteriorate if schools and other providers choose not to access this provision as frequently in the future.

Home to School Transport Special is now forecasting an overspend of £250k reflecting the significant increase in numbers of pupils with Education, Health and Care Plans (EHCPs). The revised position is due to the continuing demand for places at Special Schools and High Needs Units combined with an increase in complexity of transport need, often resulting in children being transported in individual taxis with a Passenger Assistant.

Children in Care Transport is now forecasting an overspend of £100k reflecting the increases in complexity and shortage of availability of local placements.

All transport budgets have been impacted by the underlying national issue of driver availability which is seeing less competition for tendered routes. This has also resulted in numerous contracts being handed back by operators as they are no longer able to fulfil their obligations and alternative, often higher cost, solutions are required.

Dedicated Schools Grant (DSG) –Appendix 1a provides a detailed breakdown of all DSG spend within P&C. The budget figures are net of recoupment for academies and High Needs place funding.

Due to the continuing increase in the number of children and young people with an EHCP, and the complexity of need of these young people, the overall spend on the High Needs Block element of the DSG funded budgets has continued to rise. At the end of 2020/21 the High Needs Block overspent by approximately £12.5m, which was in line with previous forecasts. However, there were a number of one-off underspends in other areas of the DSG which resulted in a net DSG overspend of £9.7m to the end of the year.

When added to the existing DSG deficit of £16.6m brought forward from previous years, and allowing for required prior-year technical adjustments, this totals a cumulative deficit of £26.4m to be carried forward into 2021/22. Based on initial budget requirements for 2021/22 an underlying forecast pressure of £11.2m relating to High Needs was identified. However, as the number of EHCP's has continued to increase at a faster rate than previous forecasts the in-year forecast pressure on High Needs has now risen to £13.584m.

There are some minimal offsetting underspends elsewhere within the DSG resulting in a net forecast overspend of £13.429m. This is a ring-fenced grant and, as such, overspends do not currently affect the Council's bottom line. We continue to work with the Department for Education (DfE) to manage the deficit and evidence plans to reduce spend.

1.4.4 Communities

The Coroners Service is reporting a revised pressure of £155k mainly as a result of additional costs related to Covid-19.

Public Library Services continue to report a pressure of £333k as a result of a reduction in income related to the Covid-19 pandemic.

1.4.5 Executive Director

The Executive Director line is forecasting an underspend of £917k, principally due to a large provision for £900k of spend on Personal Protective Equipment (PPE) for service delivery expected to not be required as central government has extended its cost-neutral PPE scheme for councils into 2021/22.

1.5 Significant Issues – Public Health

The Public Health Directorate is funded wholly by ringfenced grants, mainly the Public Health Grant. The work of the Directorate has been severely impacted by the pandemic, as capacity has been re-directed to outbreak management, testing, and infection control work. The Directorate's expenditure has increased by nearly 50% with the addition of new grants to fund outbreak management, mainly the Contain Outbreak Management Fund.

In 2020/21, the pandemic caused an underspend on many of PH's business as usual services. Much of the Directorate's spend is contracts with, or payments to, the NHS for specific work, and the NHS' re-focussing on pandemic response and vaccination reduced activity-driven costs to the PH budget. This continued into the first half of 2021/22 with spend below budgeted levels, although activity is now increasing. In addition, with the unprecedented demand for PH staff across the country, recruitment is proving difficult resulting in underspends on staffing budgets. Service demand is difficult to predict and will be kept under review.

2. Capital Executive Summary

2021/22 In Year Pressures/Slippage

At the end of October 2021, the capital programme forecast underspend is £3,507k. The level of slippage and underspend in 2021/22 has exceeded capital Variation Budget of £5,805k

Details of the currently forecasted capital variances can be found in appendix 4.

3. Savings Tracker Summary

The savings tracker is produced quarterly to monitor delivery of savings against agreed plans. The second savings tracker of 2021/22 is shown in Appendix 5.

4. Technical note

On a biannual basis, a technical financial appendix will be included as appendix 6. This appendix will cover:

- Grants that have been received by the service, and where these have been more or less than expected
- Budget movements (virements) into or out of P&C from other services (but not within P&C), to show why the budget might be different from that agreed by Full Council
- Service reserves – funds held for specific purposes that may be drawn down in-year or carried-forward – including use of funds and forecast draw-down.

5. Key Activity Data

The Actual Weekly Costs for all clients shown in section 2.5.1-2 are calculated based on all clients who have received a service, are receiving a service, or we plan will receive a service. Some clients will have ceased receiving a service in previous months, or during this month, or we will have assumed an end date in the future.

5.1 Children and Young People

5.1.1 Key activity data at the end of October 21 for Children in Care Placements is shown below:

	BUDGET				ACTUAL (October 21)				VARIANCE		
Service Type	No of placements Budgeted	Annual Budget	No. of weeks funded	Average weekly cost per head	Snapshot of No. of placements October 21	Yearly Average	Forecast Outturn	Average weekly cost per head	Yearly Average budgeted no. of placements	Net Variance to Budget	Average weekly cost diff +/-
Residential - disability	7	£1,204k	52	3,307.62	7	6.06	£1,120k	3,061.02	-0.94	-£84k	-246.60
Residential - secure accommodation	1	£365k	52	7,019.23	1	0.48	£265k	10,500.00	-0.52	-£100k	3,480.77
Residential schools	10	£1,044k	52	2,006.99	7	6.92	£571k	1,736.25	-3.08	-£473k	-270.74
Residential homes	35	£6,028k	52	3,311.90	42	39.65	£7,982k	4,276.42	4.65	£1,954k	964.52
Independent Fostering	230	£10,107k	52	845.04	219	218.14	£9,795k	881.81	-11.86	-£312k	36.77
Tier 4 Step down	0	£k	0	0.00	1	0.83	£132k	3,134.50	0.83	£132k	3,134.50
Supported Accommodation	20	£1,755k	52	1,687.92	20	20.10	£2,110k	1,698.56	0.10	£354k	10.64
16+	8	£200k	52	480.41	2	3.03	£49k	308.88	-4.97	-£150k	-171.53
Supported Living	3	£376k	52	2,411.58	2	2.58	£387k	2,748.13	-0.42	£11k	336.55
Growth/Replacement	0	£k	0	0.00	0	0.00	£168k	0.00	-	£168k	0.00
Additional one off budget/actuals	0	£k	0	0.00	0	0.00	£k	0.00	-	£k	0.00
Mitigations required	0	£k	0	0.00	0	0.00	£k	0.00	-	£k	0.00
TOTAL	314	£21,078k			301	297.79	£22,578k		-16.21	£1,500k	
In-house Fostering	240	£5,093k	56	382.14	197	207.71	£4,183k	378.08	-32.29	-£910k	-4.06
In-house fostering - Reg 24	12	£121k	56	179.09	16	12.50	£140k	178.68	0.5	£19k	-0.41
Staying Put	36	£210k	52	111.78	39	39.95	£212k	111.58	3.95	£3k	-0.20
Supported Lodgings	9	£80k	52	171.01	6	6.48	£52k	157.50	-2.52	-£28k	-13.51
TOTAL	297	£5,503k			258	266.64	£4,587k		-30.36	-£916k	
Adoption Allowances	97	£1,063k	52	210.16	93	91.24	£1,105k	223.44	-5.76	£42k	13.28
Special Guardianship Orders	322	£2,541k	52	151.32	277	285.00	£2,164k	143.88	-37	-£377k	-7.44
Child Arrangement Orders	55	£462k	52	160.96	51	52.53	£422k	152.65	-2.47	-£40k	-8.31
Concurrent Adoption	3	£33k	52	210.00	0	0.38	£4k	210.00	-2.62	-£29k	0.00
TOTAL	477	£4,098k			421	429.15	£3,695k		-47.85	-£403k	
OVERALL TOTAL	1,088	£30,680k			980	993.58	£30,861k		-94.42	£181k	

NOTES:

In house Fostering payments fund 56 weeks as carers receive two additional weeks payment during the summer holidays and one additional week each for Christmas and birthday.

5.1.2 Key activity data at the end of October 21 for SEN Placements is shown below:

The following key activity data for SEND covers 5 of the main provision types for pupils with EHCPs.

Budgeted data is based on actual data at the close of 2020/21 and an increase in pupil numbers over the course of the year.

Actual data are based on a snapshot of provision taken at the end of the month and reflect current numbers of pupils and average cost

Provision Type	BUDGET				ACTUAL (October 21)					FORECAST	
	No. pupils	Expected in-year growth	Average annual cost per pupil (£)	Budget (£000) (excluding academy recoupment)	No. Pupils as of Oct 21		% growth used	Average annual cost per pupils as of Oct 2021		Forecast spend (£)	Variance (£)
					Actual	Variance		Actual (£)	Variance (£)		
Mainstream top up *	1,913	174	8,130	16,155	2,530	617	455%	6,639	-1,491	16,155	0
Special School **	1,326	121	10,755	20,904	1,544	218	281%	9,492	-1,263	20,904	0
HN Unit **	202	n/a	13,765	3,182	211	9	n/a	13,426	-339	3,182	0
SEN Placement (all) ***	243	n/a	53,464	13,012	253	10	n/a	48,299	-5,165	13,688	676
Total	3,684	294	-	53,253	4,538	854	389.95%	-	-	53,929	676

* LA cost only

** Excluding place funding

*** Education contribution only

Provision Type	BUDGET				ACTUAL (October 21)					FORECAST	
	No. pupils	Expected in-year growth	Average weekly cost per pupil (£)	Budget (£000) (excluding academy recoupment)	No. Pupils as of Oct 21		% growth used	Average weekly cost per pupils as of Oct 2021		Forecast spend (£)	Variance (£)
					Actual	Variance		Actual (£)	Variance (£)		
Out of School Tuition	84	n/a	1,200	3,834	148	64	n/a	1,022	-178	3,853	19
Total	84	0	-	3,834	148	64	n/a	-	-	3,853	19

5.2 Adults

In the following key activity data for Adults & Safeguarding, the information given in each column is as follows:

- Budgeted number of care services: this is the number of full-time equivalent (52 weeks) service users anticipated at budget setting
- Budgeted average unit cost: this is the planned unit cost per service user per week, given the budget available
- Actual care services and cost: these reflect current numbers of service users and average cost; they represent a real time snapshot of service-user information.

A consistent format is used to aid understanding, and where care types are not currently used in a particular service those lines are greyed out.

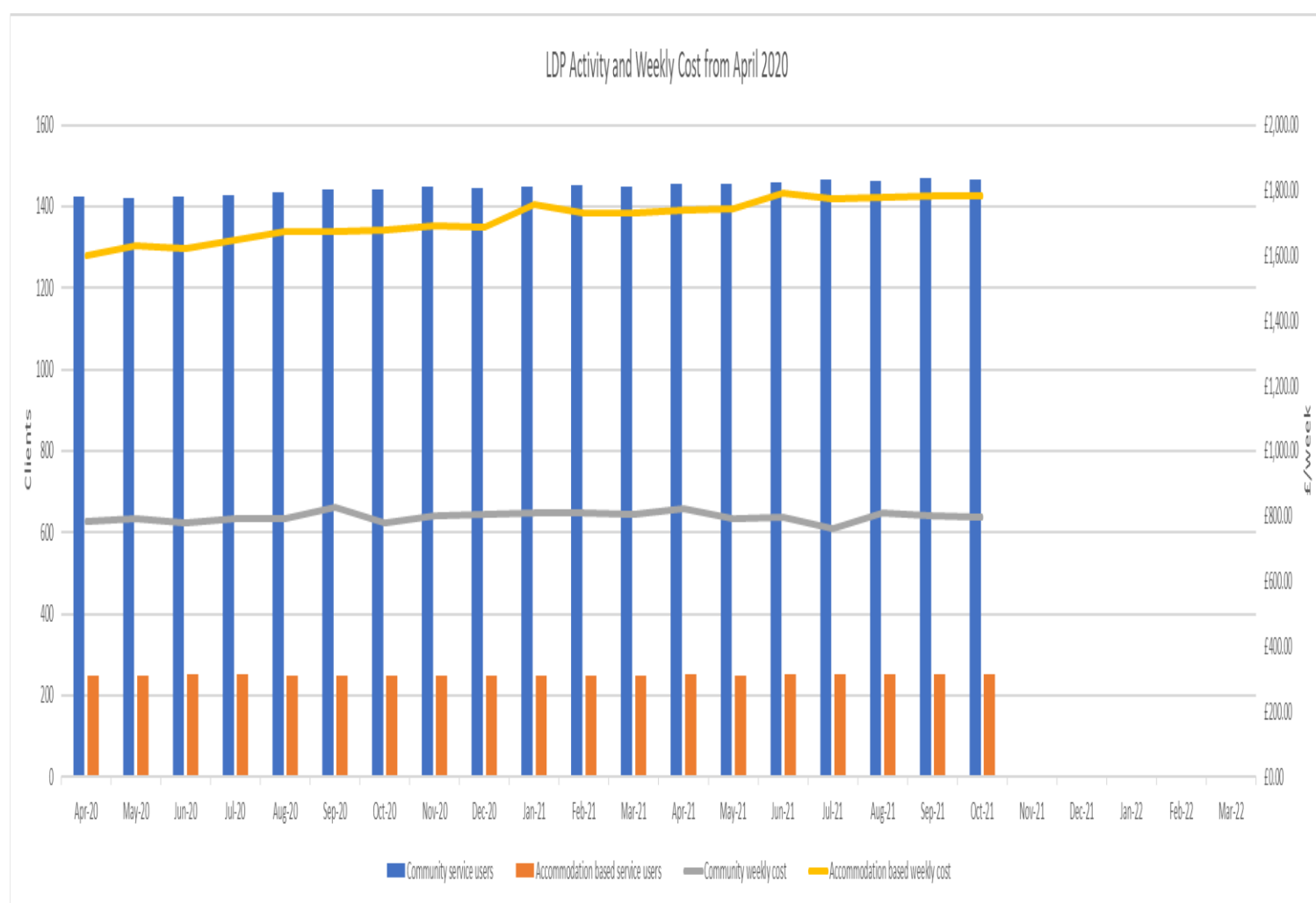
The direction of travel (DoT) compares the current month's figure with the previous month.

The activity data for a given service will not directly tie back to its forecast outturn reported in appendix 1. This is because the detailed forecasts include other areas of spend, such as care services which have ended and staffing costs, as well as the activity data including some care costs that sit within Commissioning budgets.

5.2.1 Key activity data at the end of October 21 for Learning Disability Partnership is shown below:

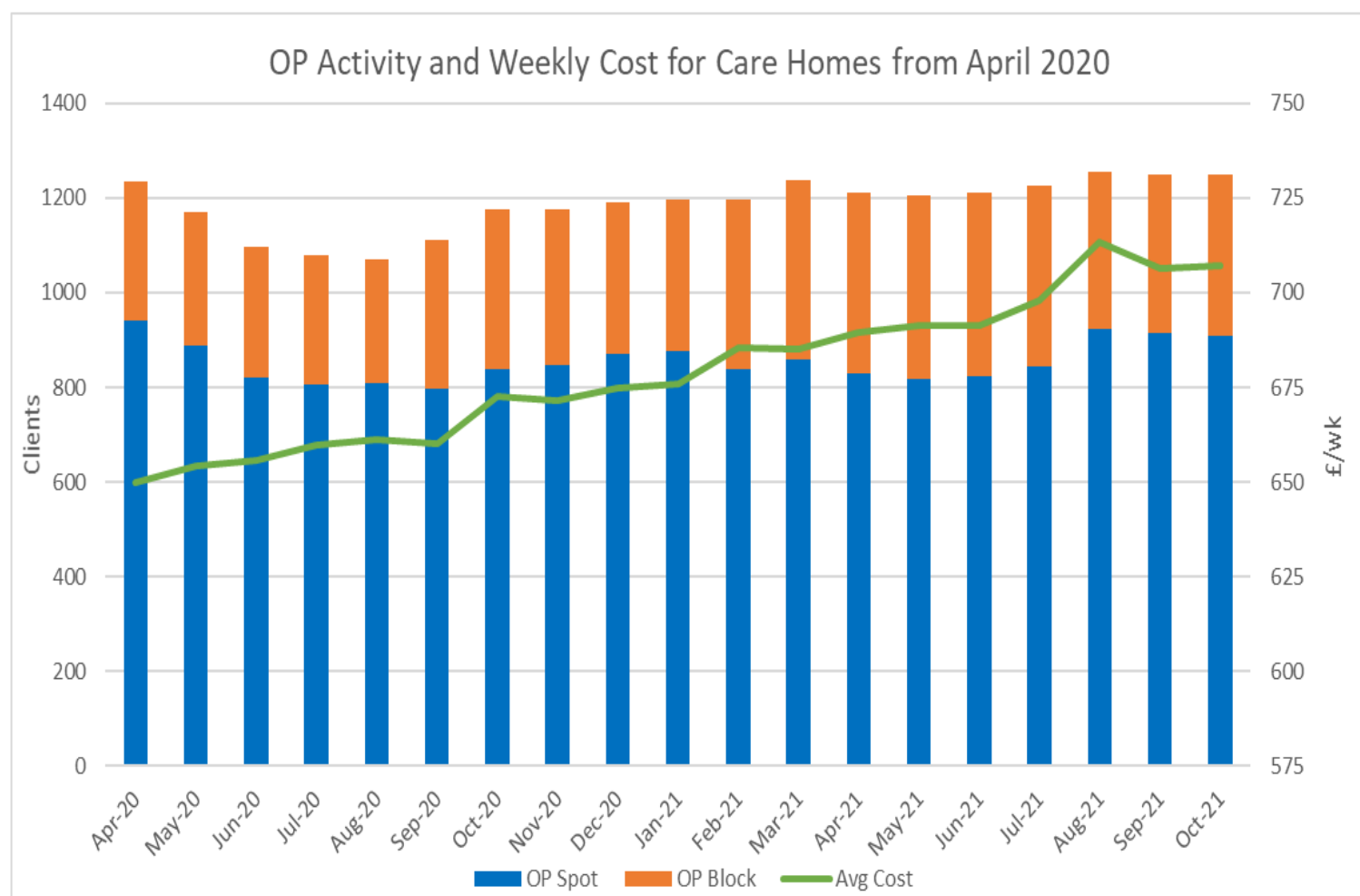
Learning Disability Partnership	BUDGET			ACTUAL (October 2021/22)				Forecast		
Service Type	Expected No. of Care Packages 2021/22	Budgeted Average Unit Cost (per week)	Annual Budget	Current Care Packages	D o T	Average Unit Cost (per week)	D o T	Total spend/ income	D o T	Variance
Accommodation based										
~Residential	251	£1,759	£24,664k	255 ↓		£1,899 ↑		£26,466k ↑		£1,802k
~Nursing	6	£2,385	£813k	5 ↔		£2,523 ↔		£724k ↓		-£89k
~Respite	154	£855	£382k	13		£628		£399k ↑		£17k
Accommodation based subtotal	411	£1,109	£25,860k	273		£1,820		£27,589k		£1,730k
Community based										
~Supported Living	456	£1,338	£35,159k	469 ↑		£1,351 ↑		£36,092k ↑		£933k
~Homecare	386	£380	£6,341k	386 ↓		£399 ↑		£6,725k ↑		£384k
~Direct payments	403	£446	£8,874k	405 ↑		£456 ↑		£8,829k ↑		-£45k
~Live In Care	15	£2,033	£1,709k	14 ↔		£2,014 ↔		£1,563k ↑		-£146k
~Day Care	437	£175	£4,190k	447 ↑		£184 ↓		£4,424k ↑		£233k
~Other Care	57	£86	£856k	57 ↔		£99 ↑		£897k ↑		£41k
Community based subtotal	1,754	£598	£57,129k	1,778		£612		£58,529k		£1,400k
Total for expenditure	2,165	£695	£82,989k	2,051		£773		£86,118k ↑		£3,130k
Care Contributions			-£4,396k					-£4,480k		-£84k

The LDP includes service-users that are fully funded by the NHS, who generally have very high needs and therefore costly care packages



5.2.2 Key activity data at the end of October 21 for Older People's (OP) Services is shown below:

Older People	BUDGET			ACTUAL (October 2021/22)				Forecast		
Service Type	Expected No. of Care Packages 2021/22	Budgeted Average Unit Cost (per week)	Annual Budget	Current Care Packages	D o T	Current Average Unit Cost (per week)	D o T	Total spend/ income	D o T	Variance
Accommodation based										
~Residential	410	£672	£14,592k	359	↑	£649	↑	£13,669k	↑	-£923k
~Residential Dementia	517	£657	£17,768k	448	↓	£670	↑	£17,608k	↓	-£159k
~Nursing	290	£808	£12,639k	278	↑	£760	↑	£12,716k	↑	£77k
~Nursing Dementia	203	£809	£8,541k	165	↓	£843	↓	£8,376k	↓	-£165k
~Respite	41	£679	£1,584k	45				£915k	↑	-£669k
Accommodation based subtotal	1,461	£694	£55,124k	1,295		£682		£53,284k		-£1,840k
Community based										
~Supported Living	320	£368	£5,603k	355	↓	£150	↑	£5,716k	↑	£113k
~Homecare	1,510	£230	£18,320k	1,230	↓	£238	↓	£18,328k	↑	£8k
~Direct payments	160	£320	£2,465k	149	↔	£359	↓	£2,640k	↓	£175k
~Live In Care	30	£822	£1,250k	27	↑	£855	↓	£1,282k	↑	£32k
~Day Care	267	£54	£763k	75	↓	£70	↑	£754k	↓	-£8k
~Other Care			£163k	9		£20		£337k	↓	£174k
Community based subtotal	2,287	£243	£28,564k	1,845		£232		£29,057k		£493k
Total for expenditure	3,748	£419	£83,688k	3,140		£418		£82,341k	↑	-£1,347k
Care Contributions			-£23,528k					-£24,408k		-£880k



5.2.3 Key activity data at the end of October 21 for Physical Disabilities Services is shown below:

Physical Disabilities	BUDGET			ACTUAL (October 2021/22)				Forecast		
Service Type	Expected No. of Care Packages 2021/22	Budgeted Average Unit Cost (per week)	Annual Budget	Current Care Packages	D o T	Current Average Unit Cost (per week)	D o T	Total spend/ income	D o T	Variance
Accommodation based										
~Residential	33	£905	£1,611k	35 ↑		£948 ↓		£1,554k ↓		-£57k
~Residential Dementia	4	£935	£195k	9 ↔		£670 ↔		£232k ↑		£37k
~Nursing	38	£1,149	£2,438k	45 ↑		£992 ↓		£2,195k ↑		-£243k
~Nursing Dementia	3	£1,192	£192k	3 ↔		£960 ↔		£119k ↔		-£74k
~Respite	2	£685	£114k	8		£109		£100k ↑		-£14k
Accommodation based subtotal	80	£1,010	£4,550k	100		£867		£4,199k		-£351k
Community based										
~Supported Living	7	£843	£551k	44 ↑		£313 ↓		£437k ↓		-£114k
~Homecare	389	£257	£5,326k	437 ↑		£261 ↑		£5,519k ↑		£193k
~Direct payments	285	£398	£5,279k	263 ↓		£398 ↓		£4,798k ↓		-£482k
~Live In Care	35	£862	£1,627k	41 ↑		£867 ↑		£1,807k ↑		£180k
~Day Care	21	£85	£94k	21 ↓		£97 ↑		£97k ↓		£3k
~Other Care			£4k	2 ↔		£65 ↔		£8k ↓		£4k
Community based subtotal	737	£341	£12,882k	808		£334		£12,666k		-£216k
Total for expenditure	817	£406	£17,432k	908		£393		£16,865k ↑		-£567k
Care Contributions			-£2,154k					-£2,423k		-£269k

5.2.4 Key activity data at the end of October 21 for Older People Mental Health (OPMH) Services:

Older People Mental Health	BUDGET			ACTUAL (October 2021/22)				Forecast		
Service Type	Expected No. of Care Packages 2021/22	Budgeted Average Unit Cost (per week)	Annual Budget	Current Care Packages	D o T	Current Average Unit Cost (per week)	D o T	Total spend/ income	D o T	Variance
Accommodation based										
~Residential	32	£717	£1,010k	36 ↑		£688 ↓		£1,103k ↓		£93k
~Residential Dementia	28	£755	£860k	34 ↑		£712 ↑		£1,041k ↓		£182k
~Nursing	23	£826	£943k	24 ↑		£788 ↑		£959k ↑		£16k
~Nursing Dementia	69	£865	£2,788k	65 ↓		£817 ↓		£2,597k ↓		-£191k
~Respite	3	£708	£42k	2 ↓		£86 ↓		£33k ↑		-£9k
Accommodation based subtotal	155	£792	£5,643k	161		£751		£5,733k		£90k
Community based										
~Supported Living	9	£340	£111k	13 ↔		£280 ↓		£102k ↓		-£9k
~Homecare	68	£221	£693k	70 ↑		£233 ↑		£787k ↑		£93k
~Direct payments	9	£273	£116k	8 ↑		£373 ↓		£132k ↑		£16k
~Live In Care	8	£1,079	£455k	11 ↑		£1,035 ↓		£532k ↑		£77k
~Day Care	4	£47	£k	4 ↔		£45 ↔		£1k ↑		£1k
~Other Care	2	£6	£1k	3 ↓		£66 ↑		£15k ↑		£14k
Community based subtotal	100	£293	£1,376k	109		£319		£1,568k		£192k
Total for expenditure	255	£596	£7,019k	270		£577		£7,302k ↓		£283k
Care Contributions			-£958k					-£1,255k		-£297k

5.2.5 Key activity data at the end of October 21 for Adult Mental Health Services is shown below:

Adult Mental Health	BUDGET			ACTUAL (October 2021/22)				Forecast		
Service Type	Expected No. of Care Packages 2021/22	Budgeted Average Unit Cost (per week)	Annual Budget	Current Care Packages	D o T	Current Average Unit Cost (per week)	D o T	Total spend/ income	D o T	Variance
Accommodation based										
~Residential	56	£794	£2,369k	57 ↑		£806 ↓		£2,562k ↑		£192k
~Residential Dementia	1	£841	£267k	1 ↔		£624 ↔		£45k ↑		-£223k
~Nursing	10	£788	£427k	10 ↓		£758 ↓		£384k ↓		-£43k
~Nursing Dementia	3	£686	£112k	2 ↑		£1,091 ↑		£77k ↑		-£35k
~Respite	1	£20	£k	1 ↔		£20 ↔		£k ↔		£k
Accommodation based subtotal	71	£778	£3,176k	71		£793		£3,068k		-£108k
Community based										
~Supported Living	113	£181	£1,812k	112 ↓		£247 ↓		£2,168k ↓		£356k
~Homecare	135	£113	£1,333k	130 ↓		£99 ↓		£1,212k ↓		-£121k
~Direct payments	14	£364	£263k	15 ↑		£362 ↓		£260k ↑		-£3k
~Live In Care	2	£1,030	£109k	2 ↔		£1,171 ↔		£127k ↑		£19k
~Day Care	4	£66	£42k	4 ↔		£123 ↑		£47k ↑		£6k
~Other Care	0	£0	£10k	3 ↔		£16 ↔		£24k ↓		£14k
Community based subtotal	268	£161	£3,569k	266		£183		£3,839k		£270k
Total for expenditure	339	£290	£6,745k	337		£312		£6,907k ↓		£162k
Care Contributions			-£393k					-£379k		£14k

5.2.6 Key activity data at the end of October 21 for Autism is shown below:

Autism	BUDGET			ACTUAL (October 2021/22)				Forecast		
Service Type	Expected No. of Care Packages 2021/22	Budgeted Average Unit Cost (per week)	Annual Budget	Current Care Packages	D o T	Current Average Unit Cost (per week)	D o T	Total spend/ income	D o T	Variance
Accommodation based										
~Residential			£98k	1 ↔		£1,424 ↔		£76k ↔		-£22k
~Residential Dementia										
Accommodation based subtotal			£98k	1		£1,424		£76k		-£22k
Community based										
~Supported Living	18	£469	£429k	12 ↔		£995 ↑		£652k ↔		£223k
~Homecare	19	£151	£149k	19 ↔		£134 ↓		£124k ↔		-£26k
~Direct payments	19	£299	£297k	20 ↔		£342 ↓		£255k ↔		-£42k
~Live In Care			£142k	0 ↔		£0 ↔		£k ↔		-£142k
~Day Care	18	£65	£62k	16 ↓		£69 ↓		£58k ↔		-£3k
~Other Care	2	£29	£3k	1 ↓		£105 ↑		£7k ↔		£4k
Community based subtotal	77	£262	£1,083k	68		£331		£1,096k		£13k
Total for expenditure	78	£278	£1,181k	69		£347		£1,172k ↔		-£10k
Care Contributions			-£54k					-£44k		£10k

Due to small numbers of service users some lines in the above have been redacted.

Appendix 1 – P&C Service Level Financial Information

Forecast Outturn Variance (Previous) £'000	Ref	Service	Budget 2021/22 £'000	Actual Oct 21 £'000	Forecast Outturn Variance £'000	Forecast Outturn Variance %
Adults & Safeguarding Directorate						
-997	1	Strategic Management - Adults	-6,237	-11,304	237	4%
0		Transfers of Care	2,005	1,263	0	0%
70		Prevention & Early Intervention	9,429	6,689	70	1%
-1		Principal Social Worker, Practice and Safeguarding	1,590	1,010	3	0%
-0		Autism and Adult Support	1,574	1,034	-0	0%
-2		Adults Finance Operations	1,774	956	-2	0%
Learning Disabilities						
-91	2	Head of Service	5,458	2,995	204	4%
383	2	LD - City, South and East Localities	38,040	24,317	24	0%
1,586	2	LD - Hunts & Fenland Localities	33,130	21,171	1,913	6%
282	2	LD - Young Adults	9,530	5,598	861	9%
-220	2	In House Provider Services	7,378	4,101	-204	-3%
-446	2	NHS Contribution to Pooled Budget	-21,717	-16,288	-650	-3%
1,494		Learning Disabilities Total	71,819	41,894	2,149	3%
Older People and Physical Disability Services						
-1,000	3	Physical Disabilities	16,318	9,562	-1,500	-9%
-594	4	OP - City & South Locality	24,080	14,660	-1,051	-4%
-830	4	OP - East Cambs Locality	8,589	4,293	-1,580	-18%
-599	4	OP - Fenland Locality	13,208	7,104	-1,384	-10%
-977	4	OP - Hunts Locality	15,931	8,569	-1,984	-12%
-4,000		Older People and Physical Disability Total	78,124	44,188	-7,500	-10%
Mental Health						
-60	5	Mental Health Central	1,845	976	-60	-3%
320	5	Adult Mental Health Localities	6,052	3,680	227	4%
226	5	Older People Mental Health	6,598	4,277	232	4%
486		Mental Health Total	14,495	8,933	399	3%
-2,949		Adults & Safeguarding Directorate Total	174,572	94,662	-4,645	-3%
Commissioning Directorate						
0		Strategic Management –Commissioning	389	-188	0	0%
-0		Access to Resource & Quality	1,255	712	-0	0%
0		Local Assistance Scheme	300	49	0	0%
Adults Commissioning						
-75	6	Central Commissioning - Adults	13,938	7,815	-143	-1%
113		Integrated Community Equipment Service	2,018	608	94	5%
10		Mental Health Commissioning	2,251	1,168	10	0%
48		Adults Commissioning Total	18,207	9,592	-39	0%

Forecast Outturn Variance (Previous) £'000	Ref	Service	Budget 2021/22 £'000	Actual Oct 21 £'000	Forecast Outturn Variance £'000	Forecast Outturn Variance %
		Children's Commissioning				
1,250	7	Children in Care Placements	21,078	10,893	1,500	7%
0		Commissioning Services	323	0	0	0%
1,250		Children's Commissioning Total	21,401	10,893	1,500	7%
1,298		Commissioning Directorate Total	41,553	21,058	1,461	4%
		Communities & Partnerships Directorate				
-0		Strategic Management - Communities & Partnerships	199	127	-0	0%
333	8	Public Library Services	3,738	2,215	333	9%
0		Cambridgeshire Skills	2,208	892	0	0%
0		Archives	369	190	0	0%
0		Cultural Services	314	123	0	0%
0		Registration & Citizenship Services	-644	-523	0	0%
154	9	Coroners	1,807	954	155	9%
0		Trading Standards	694	-0	0	0%
0		Domestic Abuse and Sexual Violence Service	2,054	1,000	0	0%
0		Think Communities	473	360	0	0%
0		Youth and Community Services	381	185	0	0%
487		Communities & Partnerships Directorate Total	11,594	5,523	488	4%
		Children & Safeguarding Directorate				
-0	10	Strategic Management - Children & Safeguarding	2,747	1,668	-900	-33%
0		Safeguarding and Quality Assurance	2,508	1,211	-0	0%
-884	11	Fostering and Supervised Contact Services	9,987	5,142	-960	-10%
-480	12	Corporate Parenting	7,776	3,410	-500	-6%
0		Integrated Front Door	4,129	1,982	-0	0%
400	13	Children's Disability Service	6,676	4,616	400	6%
-0		Support to Parents	1,101	-177	-0	0%
-375	14	Adoption	5,588	1,771	-375	-7%
80		Legal Proceedings	2,050	1,058	80	4%
-0		Youth Offending Service	1,710	820	-0	0%
		District Delivery Service				
0		Children's Centres Strategy	55	0	0	0%
0		Safeguarding West	1,737	863	0	0%
-200	15	Safeguarding East	4,011	-788	-200	-5%
0		Early Help District Delivery Service – North	4,479	2,452	0	0%
-0		Early Help District Delivery Service – South	4,557	2,533	-0	0%
-200		District Delivery Service Total	14,839	5,059	-200	-1%
-1,459		Children & Safeguarding Directorate Total	59,110	26,560	-2,455	-4%

Forecast Outturn Variance (Previous) £'000	Ref	Service	Budget 2021/22 £'000	Actual Oct 21 £'000	Forecast Outturn Variance £'000	Forecast Outturn Variance %
Education Directorate						
14		Strategic Management - Education	1,702	916	14	1%
32		Early Years' Service	3,571	2,072	0	0%
42		School Improvement Service	1,013	521	-0	0%
-52		Schools Partnership service	642	914	-52	-8%
681	16	Outdoor Education (includes Grafham Water)	-77	398	681	883%
0		Cambridgeshire Music	0	69	0	-%
18		ICT Service (Education)	-200	-490	18	-%
-0		Redundancy & Teachers Pensions	3,727	1,749	-0	0%
SEND Specialist Services (0-25 years)						
0	17	SEND Specialist Services	10,837	5,977	100	1%
0	17	Funding for Special Schools and Units	34,846	14,452	450	1%
0	17	High Needs Top Up Funding	28,846	14,967	1,000	3%
0	17	Special Educational Needs Placements	13,846	9,487	890	6%
0		Out of School Tuition	3,834	1,941	0	0%
0		Alternative Provision and Inclusion	7,317	4,141	0	0%
11,244	17	SEND Financing – DSG	-11,244	0	11,244	100%
11,244		SEND Specialist Services (0 - 25 years) Total	88,282	50,965	13,684	16%
Infrastructure						
318	18	0-19 Organisation & Planning	3,087	2,424	115	4%
-8		Education Capital	178	-2,954	-8	-4%
5	19	Home to School Transport – Special	14,860	6,281	250	2%
1	20	Children in Care Transport	1,586	768	100	6%
0		Home to School Transport – Mainstream	10,111	4,260	0	0%
316		0-19 Place Planning & Organisation Service Total	29,821	10,779	458	2%
12,296		Education Directorate Total	128,482	67,893	14,804	12%
Executive Director						
-653	21	Executive Director	1,783	408	-917	-51%
0		Lost Sales, Fees & Charges Compensation	1,266	0	0	0%
0		Central Financing	21	0	0	0%
-653		Executive Director Total	3,070	408	-917	-30%
9,020		Total	418,380	216,105	8,736	2%
Grant Funding						
-11,244	22	Financing DSG	-90,773	-52,138	-13,429	-15%
0		Non Baselined Grants	-27,837	-14,842	0	0%
-11,244		Grant Funding Total	-118,610	-66,979	-13,429	11%
-2,225		Net Total	299,771	149,125	-4,693	-2%

Appendix 1a – Dedicated Schools Grant (DSG) Summary FMR

Forecast Outturn Variance (Previous) £'000	Ref	Service	Budget 2021/22 £'000	Actual Oct 21 £'000	Forecast Outturn Variance £'000	Forecast Outturn Variance %
Commissioning Directorate						
Children's Commissioning						
0		Commissioning Services	245	0	0	0%
0		Children's Commissioning Total	245	0	0	0%
0		Commissioning Directorate Total	245	0	0	0%
Children & Safeguarding Directorate						
District Delivery Service						
0		Early Help District Delivery Service –North	0	0	0	0%
0		Early Help District Delivery Service – South	0	0	0	0%
0		District Delivery Service Total	0	0	0	0%
0		Children & Safeguarding Directorate Total	0	0	0	0%
Education Directorate						
0		Early Years' Service	1,768	948	-0	0%
-0		Schools Partnership service	150	62	-0	0%
0		Redundancy & Teachers Pensions	0	0	0	0%
SEND Specialist Services (0-25 years)						
0		SEND Specialist Services	7,280	3,468	0	0%
0	17	Funding for Special Schools and Units	34,846	14,452	450	1%
0	17	High Needs Top Up Funding	28,846	14,967	1,000	3%
0	17	Special Educational Needs Placements	13,846	9,487	890	6%
0		Out of School Tuition	3,834	1,941	0	0%
0		Alternative Provision and Inclusion	7,242	3,963	0	0%
11,244	17	SEND Financing – DSG	-11,244	0	11,244	100%
11,244		SEND Specialist Services (0 - 25 years) Total	84,649	48,278	13,584	16%
Infrastructure						
-0	18	0-19 Organisation & Planning	2,561	1,849	-155	-6%
0		Home to School Transport – Special	400	0	0	0%
-0		0-19 Place Planning & Organisation Service Total	2,961	1,849	-155	-5%
11,244		Education Directorate Total	89,528	51,138	13,429	15%
11,244		Total	89,773	51,138	13,429	15%
0		Contribution to Combined Budgets	1,000	1,000	0	0%
Schools						
0		Primary and Secondary Schools	402,484	72,127	0	0%
0		Nursery Schools and PVI	36,692	20,056	0	0%
0		Schools Financing	-529,949	-144,581	0	0%
0		Pools and Contingencies	0	-147	0	0%
0		Schools Total	-90,773	-52,545	0	0%
11,244		Overall Net Total	0	-407	13,429	-%

Appendix 2 – Public Health Summary FMR

Forecast Outturn Variance (Previous) £'000	Ref	Service	Budget 2021/22 £'000	Actual Oct 21 £'000	Forecast Outturn Variance £'000	Forecast Outturn Variance %
Children Health						
0		Children 0-5 PH Programme	7,271	4,178	0	0%
-0		Children 5-19 PH Programme - Non Prescribed	1,705	940	-0	0%
0		Children Mental Health	341	0	0	0%
-0		Children Health Total	9,317	5,118	-0	0%
Drugs & Alcohol						
-15		Drug & Alcohol Misuse	5,918	1,012	-15	0%
-15		Drug & Alcohol Misuse Total	5,918	1,012	-15	0%
Sexual Health & Contraception						
-55		SH STI testing & treatment - Prescribed	3,750	1,737	-55	-1%
-212	23	SH Contraception - Prescribed	1,096	209	-107	-10%
-0		SH Services Advice Prevention/Promotion - Non-Prescribed	444	17	-0	0%
-267		Sexual Health & Contraception Total	5,290	1,962	-162	-3%
Behaviour Change / Preventing Long Term Conditions						
0		Integrated Lifestyle Services	2,380	1,279	-70	-3%
54		Other Health Improvement	426	222	54	13%
-190	24	Smoking Cessation GP & Pharmacy	683	30	-190	-28%
-125	25	NHS Health Checks Programme - Prescribed	625	41	-377	-60%
-261		Behaviour Change / Preventing Long Term Conditions Total	4,114	1,572	-583	-14%
Falls Prevention						
-27		Falls Prevention	87	0	-27	-32%
-27		Falls Prevention Total	87	0	-27	-32%
General Prevention Activities						
-6		General Prevention, Traveller Health	13	-12	-6	-50%
-6		General Prevention Activities Total	13	-12	-6	-50%
Adult Mental Health & Community Safety						
0		Adult Mental Health & Community Safety	257	16	0	0%
0		Adult Mental Health & Community Safety Total	257	16	0	0%
Public Health Directorate						
-167		Public Health Strategic Management	57	0	-57	-100%
-556	26	Public Health Directorate Staffing & Running Costs	2,234	-3,491	-617	-28%
0		Test and Trace Support Grant	1,064	571	0	0%
0		Enduring Transmission Grant	2,606	180	0	0%
0		Contain Outbreak Management Fund	15,590	519	0	0%
0		Lateral Flow Testing Grant	1,811	916	0	0%
-723		Public Health Directorate Total	23,361	-1,305	-674	-3%
-1,299		Total Expenditure before Carry-forward	48,356	8,362	-1,468	-3%
Funding						
0		Public Health Grant	-26,787	-15,490	0	0%
0		Test and Trace Support Grant	-1,064	-1,064	0	0%
0		Enduring Transmission Grant	-2,606	-2,606	0	0%
0		Contain Outbreak Management Fund	-15,590	-15,590	0	0%
0		Community Testing Grant	-1,811	-300	0	0%
0		Other Grants	-498	-404	0	0%
0		Grant Funding Total	-48,355	-35,454	0	0%
-1,299		Overall Net Total	0	-27,091	-1,468	0%

Appendix 3 – Service Commentaries on Forecast Outturn Position

Narrative is given below where there is an adverse/positive variance greater than 2% of annual budget or £100,000 whichever is greater for a service area.

1) Strategic Management - Adults

Budget 2021/22 £'000	Actual October 21 £'000	Forecast Outturn Variance £'000	Forecast Outturn Variance %
-6,237	-11,304	237	4%

The Strategic Management – Adults line holds a range of central grant funding and Health funding including the Better Care Fund allocations. Funding from government grants is offsetting increased pressures in Learning Disabilities which have emerged in recent months. In addition, this line is holding a central risk assumption for demand changes that might emerge over the winter months across all care types. This will be monitored on a regular basis as we move through the remaining months of this financial year.

2) Learning Disabilities

Budget 2021/22 £'000	Actual October 21 £'000	Forecast Outturn Variance £'000	Forecast Outturn Variance %
71,819	41,894	2,149	3%

The Learning Disability Partnership (LDP) budget is forecasting an overspend of £2,798k at the end of October. The Council's share of the overspend per the pooled arrangement with the NHS is £2,149k. This is an increase of £858k (£655k for the Council's share) on the position reported in September.

The overspend is largely due to new demand being higher than has been allocated in the budget. The pressure is on both parts of the demand budget – the amount allocated for new service users transitioning to adult services, and the amount allocated for the increase in needs of current service users. Increased demand due to new placements is ~75% above budget to date, with demand due to the increased needs of existing service users ~110% above budget to date.

Numbers of new placements are largely in line with the numbers anticipated in our allocation of demand funding. However, we are seeing more service users with very complex needs transitioning to the LDP and the price of care packages for these service users is significantly more than we have previously paid for similar care packages. Over 60% of the cost of packages for the cohort of young people transitioning into the LDP has been for health needs. However, the agreed split of the pooled budget is 77% social care funding and 23% health funding.

Additionally, the cost of care packages for our existing cohort of service users is increasing. This is frequently as a result of the covid 19 pandemic. Prior to the pandemic carers were able to access support in the community and respite from their caring responsibilities. However, over the past 18 months their access to support has been reduced and we are seeing some service users move into supported living placements earlier than they otherwise would have done, or cases where we need to arrange increased levels of care in the home to avoid carer breakdown. We expect some continuation in this latent demand, although it is expected to slow down over the coming months.

The increase in forecast in October is largely due to care package changes for the existing cohort of service users, although £166k of the increase in Young Adults' overspend is due to service users transitioning to adults services; over 60% of this cost is to meet health needs. While £107k of the increase

in the overspend for Huntingdonshire and Fenland localities is due to two service users being discharged from hospital into community placements.

A Transitions Panel has been set up to discuss complex cases transferring from children's services, enabling all involved parties to better plan and forecast for transitions. Primarily this should improve outcomes for service users, but an additional benefit will be to aid better budget planning. Furthermore, the Young Adults team continues to have strengths-based conversations with service users, working on service users' independence and helping them to achieve their goals. They are on track to achieve a £200k preventative savings target, part of the Adults' Positive Challenge Programme. This is built into the forecast and mitigates some of the demand pressure.

A further factor in the overspend reported is cost pressures at the end of the market providing placements for people with high-level needs. One of our providers who offers specialist placements to service users who cannot easily be placed elsewhere has substantially increased their rates on care packages for our existing service users placed with them. This accounts for ~£300k of the forecast pressure.

Adults Commissioning are developing an LD Accommodation Strategy that will enable them to work with the provider market to develop the provision needed for our service users, both now and looking to future needs. This should lead to more choice when placing service users with complex needs and consequently reduce cost pressure in this area.

3) Physical Disabilities

Budget 2021/22	Actual October 21	Forecast Outturn Variance	Forecast Outturn Variance
£'000	£'000	£'000	%
16,318	9,562	-1,500	-9%

Physical Disabilities are forecasting an underspend of -£1.5m for October.

Previously identified pressures resulting from increased demand for community-based care have been recognised through the business planning process and are manageable within current budget. Net demand in the current year is below budgeted levels and has stabilised over recent months.

A peak in demand for bed-based care in the last quarter of 2020/21 has now reversed, with numbers returning to pre-pandemic levels. This, in conjunction with an increase in income due from clients contributing towards the cost of their care, ongoing work to secure appropriate funding for service users with health needs and the slow-down in demand for community-based care, has resulted in the reported underspend.

4) Older People

Budget 2021/22	Actual October 21	Forecast Outturn Variance	Forecast Outturn Variance
£'000	£'000	£'000	%
61,807	34,626	-6,000	-10%

Older People's Services are forecasting an underspend of -£6.0m at the end of October. This is a significant reduction since last month, reflecting increased certainty regarding the financial impact of current year activity at this stage of the year. This position allows for the proposed transfer of £2.0m to a risk reserve.

As was reported throughout 2020/21, the impact of the pandemic has led to a notable reduction in the number of people having their care and support needs met in care homes. This short-term impact has carried forward into forecasting for 2021/22 and includes a reduction in care spend relating to the final months of 2020/21 that has manifested since year-end.

Since the start of the financial year, as restrictions have ended, we have seen a significant increase in the referrals reported by the Long-Term care teams. There has also been an increase in referrals and requests to Adult Early Help, Safeguarding Referrals and Mental Health Act Assessments. Hospital Discharge systems continue to be pressured. We do expect some substantial cost increases as both NHS funding is unwound fully in 2021/22 and the medium-term recovery of clients assessed as having primary health needs upon hospital discharge returning to social care funding streams

Despite this increase in activity coming into the service, we are not currently seeing a corresponding increase in total numbers of service users being supported. Demand for bed-based care remains below budgeted expectations at this stage in the year. In addition, long-term block capacity has increased following recent retendering. Utilisation of the available block provision at contractually agreed rates is giving the Council greater control over historic pressures arising from increasing market unit costs. These factors have now been drawn out into the forecast.

Service have been working to streamline processes and improve client's journey through the financial assessments process so that their assessment can be completed in a more timely manner. The performance of the Financial Assessments Team has facilitated resolution of a historic backlog of outstanding cases, which has increased the overall level of income expected from clients contributing towards the cost of their care.

Forecasting for future costs remains difficult with the pandemic continuing and particularly as winter approaches. There continues to be considerable risk and uncertainty around the impact the pandemic will have on both medium- and longer-term demand. There is a growing number of people who have survived Covid, being left with significant needs that we will need to meet, and many vulnerable adults have developed more complex needs as they have not accessed the usual community-based or early help services due to lockdown. The impact on delayed health care treatments such as operations will impact individual needs and health inequalities negatively. CCGs are working through backlogs in continuing health care, the impacts of this are not yet fully in our system.

We will continue to review in detail activity information and other cost drivers to validate this forecast position. This remains subject to variation as circumstances change and more data comes through the system.

5) Mental Health Services

Budget 2021/22	Actual October 21	Forecast Outturn Variance	Forecast Outturn Variance
£'000	£'000	£'000	%
14,495	8,933	399	3%

Mental Health Services are reporting an overspend of £399k for October.

It was reported last year that the Covid pandemic had a significant impact on elderly clients with the most acute needs in the short-term. However, there was a significant increase in placements into care homes over the final quarter of 2020/21 and this continued into the first part of 2021/22. In recent months activity has remained high, but net demand has slowed and overall numbers of placements have reduced slightly. Similar to Older Peoples Services, there is considerable uncertainty around impact of the pandemic on longer-term demand for services, and so it is not yet clear whether the level of activity is indicative of an emerging trend or a short-term outcome of the second wave.

In addition, pressure is emerging in community based-care with a number of high-cost supported living placements being made by Adult Mental Health services since the start of the year. It has previously been reported that Mental Health care teams are experiencing a significant increase in demand for Approved Mental Health Professional services, and the anticipated increase in the provision of packages for working age adults with mental health needs may now be manifesting in reported commitment.

The emerging demand for services has led to an increase in income due from clients contributing towards the cost of their care, improving the reported financial position.

We will continue to review in detail the activity information and other cost drivers to validate this forecast position. This remains subject to variation as circumstances change and more data comes through the system.

6) Central Commissioning - Adults

Budget 2021/22	Actual October 21	Forecast Outturn Variance	Forecast Outturn Variance
£'000	£'000	£'000	%
13,938	7,815	-143	-1%

Central Commissioning – Adults is forecasting an underspend of £143k. This is partly due to the decommissioning of three rapid discharge and transition cars as part of the wider homecare commissioning model. The long-term strategy is to decommission all the local authority funded cars, meeting the need for domiciliary care through other, more cost-effective means, such as:

- A sliding scale of rates with enhanced rates to support rural and hard to reach areas.
- Providers covering specific areas or zones of the county, including rural areas.
- Supporting the market in building capacity through recruitment and retention, as well as better rates of pay for care staff.

The other factor in the underspend is that a settlement relating to a block domiciliary care contract in 2018/19 was agreed at less than the provision made for it at the end of 2020/21. Therefore the remainder of the provision has been transferred back to revenue.

7) Children in Care Placements

Budget 2021/22	Actual October 21	Forecast Outturn Variance	Forecast Outturn Variance
£'000	£'000	£'000	%
21,078	10,893	1,500	7%

External Placements Client Group	Budgeted Packages	31 Oct 2021 Packages	Variance from Budget
Residential Disability – Children	7	7	-
Child Homes – Secure Accommodation	1	1	-
Child Homes – Educational	10	7	-3
Child Homes – General	35	42	+7
Independent Fostering	230	219	-11
Tier 4 Step down	0	1	+1
Supported Living	3	2	-1
Supported Accommodation	20	20	-
16+	8	2	-6
TOTAL	314	301	-13

External Placements is forecasting an increase in overall pressure to £1.5m. This has worsened following continuing pressures within the sector. Specifically, changes in legislation from the 1st September which required all local authorities to ensure no young people in care under the age of 16 were placed in unregistered provision. The consequence of this has been a knock-on effect within the residential and fostering markets responding to increased demand as young people moved on from unregulated provision. This has led to a significant increase in weekly cost for some placements. Also, we are seeing an increase in complexity of need within both existing and new placements. This increased demand, coupled with an overall shortage of availability, has led to price increases within the sector. These changes, on top of an overall shift from IFA to residential which we have been seeing since the start of the financial year, and continuing price inflation on all placement types, have continued to present a high level of financial challenge. High-cost placements are reviewed regularly to ensure they are the correct level and step-downs can be initiated appropriately. We are also seeing the impact of small numbers of young people being discharged from Tier 4 mental health provision into high cost specialist care placements, where there is a statutory duty for the local authority to part fund. Demand for this placement type is also expected to rise.

8) Public Library Services

Budget 2021/22	Actual October 21	Forecast Outturn Variance	Forecast Outturn Variance
£'000	£'000	£'000	%
3,738	2,215	333	9%

The Public Library service is forecasting an overall £333k overspend.

The remaining restrictions likely until December mean we are unlikely to see the return to anywhere near pre-pandemic booking levels and so forecasts have been adjusted to represent maintaining the income we have been able to achieve until resumption of services in January allow for slightly more optimistic income forecasts.

We continue to seek new revenue lines with some bright spots such as the Visa service, income from Bus pass applications and the use of the library in Ramsey as a local bank offer, as well as the resumption of a project to roll-out card payments to more libraries.

However, the service is already managing budget pressures unrelated to Covid through the management of vacancies to reduce our staff spend by £160k from the full budgeted amount as well as a reduction in the stock fund and other expenses. Therefore, further mitigation would require a review of service provision.

9) Coroners

Budget 2021/22 £'000	Actual October 21 £'000	Forecast Outturn Variance £'000	Forecast Outturn Variance %
1,807	954	155	9%

The Coroners Service is forecasting a pressure of £155k which can be attributed to Covid-19. This is a result of:

- Required changes to venues to make them Covid-19 compliant.
- Increased costs of post-mortems owing to additional Personal Protective Equipment (PPE) and more staff required to reflect the high risk nature of potential Covid-19 related deaths.

10) Strategic Management - Children & Safeguarding

Budget 2021/22 £'000	Actual October 21 £'000	Forecast Outturn Variance £'000	Forecast Outturn Variance %
2,747	1,668	-900	-33%

Strategic Management – Children and Safeguarding is forecasting an under spend of -£900k.

There has been an over achievement of the vacancy savings target across the service which is due to a combination of the difficulty in recruiting to Social Workers posts and also posts becoming vacant with recruitment to vacancies taking longer than anticipated in the current climate.

11) Fostering and Supervised Contact Services

Budget 2021/22 £'000	Actual October 21 £'000	Forecast Outturn Variance £'000	Forecast Outturn Variance %
9,987	5,142	-960	-10%

The Fostering and Supervised Contact service is forecasting an underspend of -£960k. This is an increase of -£76k based on the latest service commitment record.

The Foster Carer budget is underspending by £909k, this is due to the budget being built for a higher number of placements (236) than the service currently holds (197) and also a lower average cost than budgeted. Associated Foster Carer mileage claims are also lower than budgeted as a result of the pandemic. There is a further -£51k underspend across the Link carers, Supported Lodgings and Staying Put budget lines.

12) Corporate Parenting

Budget 2021/22	Actual October 21	Forecast Outturn Variance	Forecast Outturn Variance
£'000	£'000	£'000	%
7,776	3,410	-500	-6%

Corporate Parenting are forecasting an underspend of -£500k

In the UASC/Leaving Care budgets activity undertaken in the service to support moves for unaccompanied young people to lower cost, but appropriate accommodation, and the decision by the Home Office to increase grant allowances from 1 April 2020, have contributed to an improved budget position.

13) Children's Disability Service

Budget 2021/22	Actual October 21	Forecast Outturn Variance	Forecast Outturn Variance
£'000	£'000	£'000	%
6,676	4,616	400	6%

Disability Social Care is forecasting an overspend of £400k.

This is due to the in-sourcing of Children's Homes which was taken on with a known £300k pressure from the previous provider. In addition to this, staff who TUPE'd over on the previous provider's Terms and Conditions, are opting to apply for new vacancies which are being advertised under the Council Terms and Conditions, causing additional budget pressures. Furthermore, under the Council Terms and Conditions certain posts (e.g. night support staff) are entitled to 'enhancements' at an additional cost to the service.

Actions being taken:

The position remains under review and future funding requirements are being explored.

14) Adoption

Budget 2021/22	Actual October 21	Forecast Outturn Variance	Forecast Outturn Variance
£'000	£'000	£'000	%
5,588	1,771	-375	-7%

The Adoption Allowances budget is forecasting an underspend of -£375k.

During this reporting year the service has, and will continue to have, a number of young people in care turning 18 years old and for the majority of children this will see the special guardianship allowances paid to their carers ceasing. The Council also introduced a new allowance policy in April 2020 which clearly set out the parameters for new allowances and introduced a new means test in line with DfE recommendations that is broadly lower than the previous means test utilised by the Council. We are however recently starting to see more challenge with regard to allowances post order so will continue to focus on this area of activity to ensure allowances received by carers are in line with children's needs and family circumstances.

15) Safeguarding East

Budget 2021/22	Actual October 21	Forecast Outturn Variance	Forecast Outturn Variance
£'000	£'000	£'000	%
4,011	-788	-200	-5%

Safeguarding East are forecasting an under spend of -£200k in their team budgets.

This is in the main due to the impact of Covid-19 and subsequent restrictions being placed on contact and reduced activities. Some of the under spend is also linked to the implementation of the Family Safeguarding Model and the reduction in case numbers.

16) Outdoor Education (includes Grafham Water)

Budget 2021/22	Actual October 21	Forecast Outturn Variance	Forecast Outturn Variance
£'000	£'000	£'000	%
-77	398	681	-%

The Outdoor Centres outturn forecast is a £681k pressure. This is due to the loss of income as a result of school residential visits not being allowed until mid-May and a reduction in numbers following the relaxation of lockdown in order to adhere to Covid-19 guidance.

More than 50% of the centres' income is generated over the summer term and so the restricted business at the start of the financial year has a significant impact on the financial outlook for the year. Approximately 70% of the lost income until June can be claimed back through the local Government lost fees and charges compensation scheme. The figures above also allow for the small number of staff who were furloughed.

17) SEND Financing DSG

Budget 2021/22	Actual October 21	Forecast Outturn Variance	Forecast Outturn Variance
£'000	£'000	£'000	%
77,131	44,883	13,684	18%

Due to the continuing increase in the number of children and young people with Education, Health and Care Plans (EHCPs), and the complexity of need of these young people, the overall spend on the High Needs Block element of the DSG funded budgets has continued to rise. The revised forecast in-year pressure reflects the latest identified shortfall between available funding and current budget requirements.

18) 0-19 Organisation & Planning

Budget 2021/22	Actual October 21	Forecast Outturn Variance	Forecast Outturn Variance
£'000	£'000	£'000	%
3,087	2,424	115	4%

0-19 Organisation and Planning are forecasting a £115k pressure.

£262k pressure is a direct result of Covid restrictions, in particular lockdowns which led to the majority of children receiving remote education at home, which have meant that the number of penalty notices issued for children's unauthorised absences from school has reduced significantly. This is not expected to return to pre-pandemic levels this academic year.

This has been offset by £171k forecast underspend on the school's growth fund budget.

19) Home to School Transport - Special

Budget 2021/22	Actual October 21	Forecast Outturn Variance	Forecast Outturn Variance
£'000	£'000	£'000	%
14,860	6,281	250	2%

Home to School Special is forecasting a £250k overspend. The revised position is due to the continuing demand for places at Special Schools and High Needs Units combined with an increase in complexity of transport need, often resulting in children being transported in individual taxis with a Passenger Assistant. This is again compounded by an underlying national issue of driver availability which is seeing less competition for tendered routes and therefore promoting increased costs. This year we have also had numerous contracts handed back by operators. This is unprecedented. Replacement tenders for those routes have then resulted in higher costs being charged by the new operator for the same service.

20) Children in Care Transport

Budget 2021/22	Actual October 21	Forecast Outturn Variance	Forecast Outturn Variance
£'000	£'000	£'000	%
1,586	768	100	6%

Children in Care transport is forecasting a £100k overspend. This results from an increase in demand arising from an increasing shortage in local placements requiring children to be transported longer distances. There is also an underlying national issue of driver availability which is seeing less competition for tendered routes and, therefore, promoting increased costs.

21) Executive Director

Budget 2021/22	Actual October 21	Forecast Outturn Variance	Forecast Outturn Variance
£'000	£'000	£'000	%
1,783	408	-917	-51%

A provision of £900k was made against this budget line on a one-off basis in 2021/22 for the costs of Personal Protective Equipment (PPE) needed to deliver a variety of services across social care and education services. When budgets were agreed for 2021/22 there was uncertainty about what, if any, PPE would be provided directly by government rather than having to purchase it ourselves. The

government subsequently confirmed that their PPE scheme would continue, and therefore PPE spend by the Council has been minimal.

22) Financing DSG

Budget 2021/22 £'000	Actual October 21 £'000	Forecast Outturn Variance £'000	Forecast Outturn Variance %
-90,773	-52,138	-13,429	-15%

Above the line within P&C, £90.8m is funded from the ring-fenced DSG. Net pressures will be carried forward as part of the overall deficit on the DSG.

23) SH Contraception - Prescribed

Budget 2021/22 £'000	Actual October 21 £'000	Forecast Outturn Variance £'000	Forecast Outturn Variance %
1,096	209	-107	-10%

This includes Long Acting Reversible Contraception that is commissioned from GPs whose payments are based on unit cost and activity. Due to the ongoing impact of the pandemic and the GP involvement in the Vaccination Programme activity has remained lower than planned.

24) Smoking Cessation GP & Pharmacy

Budget 2021/22 £'000	Actual October 21 £'000	Forecast Outturn Variance £'000	Forecast Outturn Variance %
683	30	-190	-28%

Planned activity and spend for Stop Smoking Services has not been achieved due to the ongoing impact of the pandemic and the GP involvement in the Vaccination Programme activity has remained lower than planned. GP payments are made based on unit cost and activity.

25) NHS Health Checks Programme - Prescribed

Budget 2021/22 £'000	Actual October 21 £'000	Forecast Outturn Variance £'000	Forecast Outturn Variance %
625	41	-377	-60%

GP Health Checks are commissioned from GPs and as with other GP commissioned services payment is based on unit cost and activity. Planned activity in the first half of the year has not been achieved due to the ongoing impact of the pandemic and the GP involvement in the Vaccination Programme activity. This activity below commissioned levels is expected to continue for some time to come.

26) Public Health Directorate Staffing and Running Costs

Budget 2021/22 £'000	Actual October 21 £'000	Forecast Outturn Variance £'000	Forecast Outturn Variance %
2,234	-3,491	-617	-28%

The underspend on staffing and running costs is due to vacant posts. The current national demand for Public Health specialists is making recruitment very difficult and repeat advertising is being required for some posts leading to the forecast underspend across the staffing budgets.

Appendix 4 – Capital Position

4.1 Capital Expenditure

Original 2021/22 Budget as per BP £'000	Scheme	Revised Budget for 2021/22 £'000	Actual Spend (Oct 21) £'000	Outturn Variance (Oct 21) £'000	Total Scheme Revised Budget £'000	Total Scheme Variance £'000
	Schools					
12,351	Basic Need - Primary	11,719	5,070	-819	199,036	-435
11,080	Basic Need - Secondary	5,822	1,442	-2,002	236,548	89
665	Basic Need - Early Years	1,578	114	-980	7,273	-300
1,475	Adaptations	1,141	797	-1	6,988	0
3,000	Conditions Maintenance	5,947	2,127	0	24,215	0
813	Devolved Formula Capital	2,036	0	0	7,286	0
2,894	Specialist Provision	3,367	1,203	-210	24,828	-134
305	Site Acquisition and Development	305	88	0	455	0
1,000	Temporary Accommodation	1,000	536	0	12,500	0
675	Children Support Services	675	0	0	5,925	0
12,029	Adult Social Care	10,719	7	-5,370	51,511	-400
3,353	Cultural and Community Services	4,064	622	70	6,285	0
-5,957	Capital Variation	-5,805	0	5,805	-52,416	0
905	Capitalised Interest	905	0	0	4,699	0
44,588	Total P&C Capital Spending	43,473	12,007	-3,507	535,133	-1,181

The schemes with significant variances (>£250k) either due to changes in phasing or changes in overall scheme costs can be found below:

Northstowe Secondary

Revised Budget for 2021/22 £'000	Outturn (Oct 21) £'000	Outturn Variance (Oct 21) £'000	Variance Last Month (Sep 21) £'000	Movement £'000	Breakdown of Variance: Underspend/ Overspend £'000	Breakdown of Variance: Reprogramming / Slippage £'000
537	250	-287	-287	0		-287

Slippage following further review and decision that the build element including the 6th Form provision is no longer required until 2024.

New secondary capacity to serve Wisbech

Revised Budget for 2021/22 £'000	Outturn (Oct 21) £'000	Outturn Variance (Oct 21) £'000	Variance Last Month (Sep 21) £'000	Movement £'000	Breakdown of Variance: Underspend/ Overspend £'000	Breakdown of Variance: Reprogramming / Slippage £'000
1,984	500	-1,484	-1,484	0		-1,384

Slippage in the project after significant delays in the announcement by the Department for Education (DfE) of the outcome of Wave 14 free school applications. This project will now only commence as a SEMH provision.

LA Early Years Provision

Revised Budget for 2021/22 £'000	Outturn (Oct 21) £'000	Outturn Variance (Oct 21) £'000	Variance Last Month (Sep 21) £'000	Movement £'000	Breakdown of Variance: Underspend/ Overspend £'000	Breakdown of Variance: Reprogramming / Slippage £'000
1,365	100	-1,265	-1,265	0	-300	-965

Slippage as a number of schemes have been delayed with works now expected in 2022/23. The scheme is expecting a £300k underspend which offsets the additional funding request for conversion of the former Melbourn caretaker's accommodation for early years provision.

Meldreth Caretaker House

Revised Budget for 2021/22 £'000	Outturn (Oct 21) £'000	Outturn Variance (Oct 21) £'000	Variance Last Month (Sep 21) £'000	Movement £'000	Breakdown of Variance: Underspend/ Overspend £'000	Breakdown of Variance: Reprogramming / Slippage £'000
15	300	285	285	0	0	285

Slippage in the scheme as work is expected to progress and be completed earlier than anticipated.

Integrated Community Equipment Service

Revised Budget for 2021/22 £'000	Outturn (Oct 21) £'000	Outturn Variance (Oct 21) £'000	Variance Last Month (Sep 21) £'000	Movement £'000	Breakdown of Variance: Underspend/ Overspend £'000	Breakdown of Variance: Reprogramming / Slippage £'000
400	0	-400	-400	0	-400	0

A decision has been made not to capitalise £400k of eligible equipment spend.

Care Suites East Cambridgeshire

Revised Budget for 2021/22 £'000	Outturn (Oct 21) £'000	Outturn Variance (Oct 21) £'000	Variance Last Month (Sep 21) £'000	Movement £'000	Breakdown of Variance: Underspend/ Overspend £'000	Breakdown of Variance: Reprogramming / Slippage £'000
5,620	650	-4,970	4,970	-0	0	-4,970

Slippage is expected of £4,970k. The planning stages of the project and confirming the overall scope has led to a delay in the commencement.

Other changes across all schemes (<250k)

Revised Budget for 2021/22 £'000	Outturn (Oct 21) £'000	Outturn Variance (Oct 21) £'000	Variance Last Month (Sep 21) £'000	Movement £'000	Breakdown of Variance: Underspend/ Overspend £'000	Breakdown of Variance: Reprogramming / Slippage £'000
		-1,188	-1,088	-100	-411	-777

Other changes below £250k make up the remainder of the scheme variances

P&C Capital Variation

The Capital Programme Board recommended that services include a variations budget to account for likely slippage in the capital programme, as it is sometimes difficult to allocate this to individual schemes in advance. The allocation for P&C's negative budget has been revised and calculated using the revised budget for 2021/22 as below. Slippage and underspends in 2021/22 resulted in the capital variations budget being fully utilised.

Service	Capital Programme Variations Budget £000	Forecast Outturn Variance (Oct 21) £000	Capital Programme Variations Budget Used £000	Capital Programme Variations Budget Used %	Revised Outturn Variance (Oct 21) £000
P&C	-5,805	-5,805	5,805	100%	0
Total Spending	-5,805	-5,805	5,805	100%	0

4.2 Capital Funding

Original 2021/22 Funding Allocation as per BP £'000	Source of Funding	Revised Funding for 2021/22 £'000	Spend - Outturn (Oct 21) £'000	Funding Variance – Outturn (Oct 21) £'000
0	Basic Need	976	976	0
3,113	Capital maintenance	6,060	6,060	0
813	Devolved Formula Capital	2,036	2,036	0
0	Schools Capital	0	0	0
5,699	Adult specific Grants	4,699	4,699	0
16,409	S106 contributions	16,409	16,479	70
0	Other Specific Grants	2,709	0	-2,709
0	Other Contributions	0	0	0
0	Capital Receipts	0	0	0
21,175	Prudential Borrowing	13,205	12,337	-868
-2,621	Prudential Borrowing (Repayable)	-2,621	-2,621	0
44,588	Total Funding	43,473	39,966	-3,507

Appendix 5 – Savings Tracker

The savings tracker is reviewed quarterly and measures the delivery of the savings below. Most of these are new savings for 2021/22 agreed by Council in the business plan, but the pandemic interrupted delivery of some savings in 2020/21 which are still deliverable and so have been retained.

Savings Tracker 2021-22															
Quarter 2															
						Planned Savings 2021-22 £000	Forecast Savings 2021-22 £000								
						-7,837	-897	-884	-737	-757	-5,258	2,579			
RAG	Reference	Title	Description	Service	Committee	Original Saving 21-22	Current Forecast Phasing - Q1	Current Forecast Phasing - Q2	Current Forecast Phasing - Q3	Current Forecast Phasing - Q4	Forecast Saving 21-22	Variance from Plan £000	% Variance	Direction of travel	Forecast Commentary
Green	A/R.6.114	Learning Disabilities Commissioning	A programme of work commenced in Learning Disability Services in 2016/17 to ensure service-users had the appropriate level of care; some additional work remains, particularly focussing on high cost placements outside of Cambridgeshire and commissioning approaches, as well as the remaining part-year impact of savings made part-way through 2019/20.	P&C	Adults	-250	0	-62	-62	-126	-250	0	0.00	↔	Saving delayed to later in the year but mitigated by the identification of out of county placements that should be 100% health funded.
Amber	A/R.6.176	Adults Positive Challenge Programme demand management	New Saving 21/22 £100k Carry-forward saving 20/21 £2,239k Through the Adults Positive Challenge Programme, the County Council has set out to design a new service model for Adult Social Care, which will continue to improve outcomes whilst also being economically sustainable in the face of the huge pressure on the sector. This is the third year of saving through demand management, focussing on promoting independence and changing the conversation with staff and service-users to enable people to stay independent for longer. The programme also has a focus of working collaboratively with partner organisations. In 2021/22 and beyond, the effect of the Preparing for Adulthood workstream will continue to have an effect by reducing the level of demand on services from young people transitioning into adulthood.	P&C	Adults	-2,339					-1,983	356	15.22	↑	In year saving on track. Brought forward demand management saving continues to be impacted by the pandemic, particularly in the Reablement workstream with the service continuing to support the NHS.
Green	A/R.6.179	Mental Health Commissioning	A retender of supported living contracts gives an opportunity to increase capacity and prevent escalation to higher cost services, over several years. In addition, a number of contract changes have taken place in 2019/20 that have enabled a saving to be taken.	P&C	Adults	-24	-6	-6	-6	-6	-24	0	0.00	↔	On Track
Green	A/R.6.185	Additional block beds - inflation saving	Through commissioning additional block beds, referred to in A/R.5.005, we can reduce the amount of inflation funding needed for residential and nursing care. Block contracts have set uplifts each year, rather than seeing inflationary increases each time new spot places are commissioned.	P&C	Adults	-606	-152	-151	-152	-151	-606	0	0.00	↔	On track

Savings Tracker 2021-22

Quarter 2

Planned Savings 2021-22 £000	Forecast Savings 2021-22 £000					
-4,618	-739	-665	-517	-474	-2,395	2,223

RAG	Reference	Title	Description	Service	Committee	Original Saving 21-22	Current Forecast Phasing - Q1	Current Forecast Phasing - Q2	Current Forecast Phasing - Q3	Current Forecast Phasing - Q4	Forecast Saving 21-22	Variance from Plan £000	% Variance	Direction of travel	Forecast Commentary
Amber	A/R.6.186	Adult Social Care Transport	Savings can be made in transport costs through a project to review commissioning arrangements, best value, route optimisation and demand management opportunities. This may require transformation funded resource to achieve fully.	P&C	Adults	-250	0	0	-15	-35	-50	200	80.00	↓	Potential savings have been identified through route optimisation. It is still expected that savings of £250k should be achieved, but the majority will be delayed until 22/23 because of the complexity of ensuring the route optimisation identified meets service users' needs.
Green	A/R.6.187	Additional vacancy factor	Whilst effort is made to ensure all critical posts are filled within People and Communities, slippage in staffing spend always occurs. For many years, a vacancy factor has existed in P&C budgets to account for this; following a review of the level of vacancy savings achieved in recent years we are able to increase that vacancy factor.	P&C	Adults	-150	-40	-40	-40	-30	-150	0	0.00	↔	On Track
Green	A/R.6.188	Micro-enterprises Support	Transformation funding has been agreed for new approach to supporting the care market, focussing on using micro-enterprises to enable a more local approach to domiciliary care and personal assistants. As well as benefits to an increased local approach and competition, this work should result in a lower cost of care overall.	P&C	Adults	-30	0	0	-15	-15	-30	0	0.00	↔	On Track
Green	A/R.6.210	Unaccompanied Asylum Seeking Young People: Support Costs	During 2020/21, the Government increased the weekly amount it provides to local authorities to support unaccompanied asylum seeking young people. This means that the grant now covers more of the costs of meeting the accommodation and support needs of unaccompanied asylum seeking young people and care leavers. Accordingly, it is possible to make a saving in the contribution to these costs that the Council has historically made from core budgets of £300K per annum. Also the service has worked to ensure that placement costs are kept a minimum, without compromising quality, and that young people move from their 'care' placement promptly at age 18 to appropriately supported housing provision.	P&C	C&YP	-300	-75	-75	-75	-75	-300	0	0.00	↔	On Track

Savings Tracker 2021-22

Quarter 2

Planned Savings 2021-22 £000	Forecast Savings 2021-22 £000					
-3,888	-624	-550	-372	-319	-1,865	2,023

RAG	Reference	Title	Description	Service	Committee	Original Saving 21-22	Current Forecast Phasing - Q1	Current Forecast Phasing - Q2	Current Forecast Phasing - Q3	Current Forecast Phasing - Q4	Forecast Saving 21-22	Variance from Plan £000	% Variance	Direction of travel	Forecast Commentary
Green	A/R.6.211	Adoption and Special Guardianship Order Allowances	A reduction in the number of children coming into care, due to implementation of the Family Safeguarding model and less active care proceedings, means that there are fewer children progressing to adoption or to permanent arrangements with relatives under Special Guardianship Orders. This in turn means that there are fewer carers who require and/or are entitled to receiving financial support in the form of adoption and Special Guardianship Order allowances.	P&C	C&YP	-500	-125	-125	-125	-125	-500	0	0.00	↔	On Track
Green	A/R.6.212	Clinical Services; Children and young people	Changes to the clinical offer will include a reduction in clinical staff input in the Family Safeguarding Service (previously social work Units) due to changes resulting from the implementation of the Family Safeguarding model, including the introduction of non-case holding Team Managers and Adult practitioners. Additional investment is to be made in developing a shared clinical service for Cambridgeshire and Peterborough for corporate parenting, however a residual saving of £250k can be released. In 2022-23 this will be re-invested in the Family Group Conferencing Service (see proposal A/R.5.008).	P&C	C&YP	-250	-62	-62	-62	-64	-250	0	0.00	↔	On Track
Black	A/R.6.255	Children in Care - Placement composition and reduction in numbers	Through a mixture of continued recruitment of our own foster carers (thus reducing our use of Independent Foster Agencies) and a reduction in overall numbers of children in care, overall costs of looking after children and young people can be reduced in 2021/22.	P&C	C&YP	-246	0	0	0	0	0	246	100.00	↔	Due to increasing pressure around placement mix and complexity of need, we do not anticipate meeting this saving target. It is expected that underspends within Childrens Social Care will offset the unachieved savings.
Black	A/R.6.266	Children in Care Stretch Target - Demand Management	Please see A/R.6.255 above.	P&C	C&YP	-1,000	0	0	0	0	0	1,000	100.00	↓	Due to increasing pressure around changes in placement mix and complexity of need, we do not anticipate meeting this saving target. It is expected that underspends within Childrens Social Care will offset the unachieved savings.

Savings Tracker 2021-22

Quarter 2

Planned Savings 2021-22 £000	Forecast Savings 2021-22 £000					
-1,892	-437	-363	-185	-130	-1,115	777

RAG	Reference	Title	Description	Service	Committee	Original Saving 21-22	Current Forecast Phasing - Q1	Current Forecast Phasing - Q2	Current Forecast Phasing - Q3	Current Forecast Phasing - Q4	Forecast Saving 21-22	Variance from Plan £000	% Variance	Direction of travel	Forecast Commentary
Green	A/R.6.267	Children's Disability: Reduce overprescribing	The Children's Disability 0-25 service has been restructured into teams (from units) to align with the structure in the rest of children's social care. This has released a £50k saving on staffing budgets. In future years, ways to reduce expenditure on providing services to children will be explored in order to bring our costs down to a level closer to that of our statistical neighbours.	P&C	C&YP	-50	-50				-50	0	0.00	↑	Savings taken at budget build so considered achieved as new structure fits inside revised budget.
Green	A/R.6.268	Transport - Children in Care	The impact of ongoing process improvements in the commissioning of transport for children in care.	P&C	C&YP	-300	-75	-75	-75	-75	-300	0	0.00	↔	Savings taken at budget build so considered achieved. Additional pressures coming through to the service which are being addressed in FMR.
Amber	A/R.6.269	Communities and Partnership Review	A review of services within C&P where efficiencies, or increased income, can be found.	P&C	C&P	-200	-25	-25	-25	-25	-100	100	50.00	↓	Under Review
Amber	A/R.7.105	Income from utilisation of vacant block care provision by self-funders	Carry-forward saving - incomplete in 20/21. We currently have some vacancies in block purchased provision in care homes. Income can be generated to offset the vacancy cost by allowing people who pay for their own care to use these beds.	P&C	Adults	-150	-37	-13	-10	0	-60	90	60.00	↔	Annual in-year savings target of £150k not expected to be fully achieved.
Red	A/R.7.106	Client Contributions Policy Change	Carry-forward saving - incomplete in 20/21 In January 2020, Adults Committee agreed a set of changes to the charging policy for adult social care service-user contributions. We expect this to generate new income of around £1.4m in 2020/21, and are modelling the full-year impact into 2021/22.	P&C	Adults	-1,192	-250	-250	-75	-30	-605	587	49.24	↓	Ongoing difficulties in recruitment have continued to delay the reassessments project. The shortfall in savings delivery is fully mitigated in the forecast by increases in client contributions not directly linked with reassessments.

Key to RAG ratings:

Total saving	Over £500k	100-500k	Below 100k
Black	100% non-achieving	100% non-achieving	100% non-achieving
Red	% variance more than 19%	-	-
Amber	Underachieving by 14% to 19%	% variance more than 19%	% variance more than 19%
Green	% variance less than 14%	% variance less than 19%	% variance less than 19%
Blue	Over-achieving	Over-achieving	Over-achieving

Savings Tracker 2021-22

Quarter 2

Planned Savings 2021-22 £000	Forecast Savings 2021-22 £000				
-80	-20	-20	-20	-20	-80

RAG	Reference	Title	Description	Service	Original Saving 21-22	Current Forecast Phasing - Q1	Current Forecast Phasing - Q2	Current Forecast Phasing - Q3	Current Forecast Phasing - Q4	Forecast Saving 21-22	Variance from Plan £000	% Variance	Direction of travel	Forecast Commentary
Green	E/R.6.033	Drug & Alcohol service - funding reduction built in to new service contract	This saving has been built into the contract for Adult Drug and Alcohol Treatment Services which was awarded to Change Grow Live (CGL) and implemented in October 2018. The savings are being achieved through a new service model with strengthened recovery services using cost effective peer support models to avoid readmission, different staffing models, and a mobile outreach service.	PH	-63	-16	-16	-16	-16	-63	0	0.00	↔	On track
Green	E/R.6.043	Joint re-procurement of Integrated Lifestyle Services	Carry-forward saving - incomplete in 20/21 Delivery of this saving has been delayed due to Covid-19 Re-commissioning of the integrated lifestyle services as one service across Cambridgeshire and Peterborough. Peterborough City Council will delegate authority to Cambridgeshire County Council to commission, contract and performance manage the new provider.	PH	-17	-4	-4	-4	-4	-17	0	0.00	↔	On track

Key to RAG ratings:

Total saving	Over £500k	100-500k	Below 100k
Black	100% non-achieving	100% non-achieving	100% non-achieving
Red	% variance more than 19%	-	-
Amber	Underachieving by 14% to 19%	% variance more than 19%	% variance more than 19%
Green	% variance less than 14%	% variance less than 19%	% variance less than 19%
Blue	Over-achieving	Over-achieving	Over-achieving

APPENDIX 6 – Technical Note

6.1 The table below outlines the additional grant income, which is not built into base budgets.

Grant	Awarding Body	Amount £'000
Grants as per Business Plan		
Public Health	Department of Health	270
Improved Better Care Fund	Ministry of Housing, Communities and Local Government (MHCLG)	14,725
Unaccompanied Asylum Seekers	Home Office	4,300
Adult Skills Grant	Education & Skills Funding Agency	2,208
Safe Accommodation Duty	MHCLG	1,140
Troubled Families	MHCLG	1,081
Holiday Activity Fund (HAF)	DfE	1,006
Opportunity Area	Department for Education (DfE)	655
Youth Offending Good Practice Grant	Youth Justice Board	555
Social Care in Prisons Grant	MHCLG	359
Community Discharge Grant	NHS England	302
The British Library Board	British Library Board	235
Staying Put	DfE	210
Crime and Disorder Reduction Grant	Police & Crime Commissioner	203
The Library Presents	Arts Council	177
Personal Advisor - Support to Care Leavers & Homelessness	DfE	139
Non-material grants (+/- £100k)	Various	271
Total Non-Baselined Grants 21/22		27,837
Financing DSG	Education & Skills Funding Agency	90,773
Total Grant Funding 21/22		118,610

The non-baselined grants are spread across the P&C directorates as follows:

Directorate	Grant Total £'000
Adults & Safeguarding	15,386
Commissioning	0
Children & Safeguarding	5,899
Education	1,850
Community & Safety	682
Communities and Partnerships	4,019
Cultural & Community Services	0
Traded Services	0
TOTAL	27,837

6.2 Virements and Budget Reconciliation

(Virements between P&C and other service blocks)

	Eff. Period	£'000	Notes
Budget as per Business Plan		302,530	
Multiple Directorates (across A&S, Comm and C&S)	Apr	-176	Recruitment transfer to HR
Multiple Directorates (all)	Apr	-164	Permanent element of 2021-26 Business Plan mileage saving C/R.6.104
Multiple Directorates (all)	May	-93	Centralisation of postage budget
Redundancy & Teachers Pensions	May	846	Transfer of Redundancy, Pensions budget from Corporate Services
ICT Service (Education)	May	-200	Transfer of ICT service (Education) from C&I
Fostering & Supervised Contact Services	June	-21	Transfer of Communication and Information staff from Corporate Services
Strategic Management - Adults and Coroners	July	-2,411	Budget re-baselining as approved by S&R 6th July 2021
Multiple Directorates (all)	July	-234	Q1 Mileage savings
P&C Executive Director	Aug	-7	Allocating temporary PPE Budget to Property
Children's Disability Service	Oct	-93	Transferring Property budgets to Corporate Services
Multiple Directorates (all)	Oct	-205	Q2 Mileage savings
Budget 21/22		299,771	-

6.3 Earmarked Reserve Schedule

Budget Heading	Opening Balance 2021/22	Activity to End of Oct 2021	Balance at End of Oct 2021	Reserve Description
	£'000	£'000	£'000	
Adults & Safeguarding				
Principal Social Worker, Practice and Safeguarding	114	0	114	Funding for a temporary support team for care homes during the Covid period and aftermath – funding to be spent in 2022/23
Strategic Management – Adults	5,526	0	5,526	£2.8m relating to payments made by the Clinical Commissioning Group ahead of a settlement of debt expected in 2021/22, and £2.7m relating to mitigating risks in adult social care through 2021/22 as the effects of the pandemic on budgets are fully determined. Request for further £2m to be transferred in to mitigate against the risks associated with rebaselining the Adults budget for 2022/23 at a time of significant uncertainty as the effects of the pandemic continue to influence costs
Children & Safeguarding				
Adoption	96	0	96	Funding to the equivalent of x3 Inter Agency Placements to cover CCC legacy adoption costs following transition to a Regional Adoption Agency.
Early Help District Delivery Service - North	127	0	127	Historical project funding for youth projects from x4 Early Help South Districts. Projects to be rolled out in next 2 years.
Early Help District Delivery Service - South	109	0	109	Historical project funding for youth projects from x3 Early Help North Districts. Projects to be rolled out in next 2 years.
Strategic Management - Children & Safeguarding	200	0	200	Social Work Grant
Youth Offending Service	137	0	137	£95k is funding for 2021/22 SAFE TEAM & the £41k is to be used for the Contextual Safe Guarding Training in 21/22
Commissioning				
Commissioning Services	175	0	175	CYP Occupational Therapy
Mental Health Commissioning	17	-17	0	Mental Health Winter Pressures funding to cover expanded supported accommodation costs
Communities & Partnership				
Archives	234	0	234	Agreed funds for an employment issue, and a Digital Preservation system which is to be installed 2021/22. There is however an agreement that approx. £175k would be contributed to CCC overall saving target.
Cambridgeshire Skills	670	0	670	Agreed contingency funding for this traded service comprised of: £180k general contingency, £200k for potential grant clawback, £120k for IT upgrades and March community centre upgrades, £170k to mitigate potential grant level change in 21/22
Coroners	375	-8	367	Agreed reserve for high cost inquests due to start 21/22
Cultural Services	1	0	1	Remainder of funds from the TLP formerly Arts Alive programme.
Public Library Services	6	0	6	Engage funds
Registration & Citizenship Services	175	0	175	A higher number of ceremonies booked more than one year in advance than usual due to Covid 19 pandemic meaning that costs will fall into future years, with less income also falling into future years as a result.
Trading Standards	361	0	361	Proceeds of Crime Reserve £260k, plus £100k contingency
Youth and Community Services	50	178	228	£35k reserve policy for employment liabilities & £15k for Social Mobility of CYP in East Cambs
Education				
0-19 Organisation & Planning	84	0	84	Providing cultural experiences for children and young people in Cambs

Budget Heading	Opening Balance 2021/22 £'000	Activity to End of Oct 2021 £'000	Balance at End of Oct 2021 £'000	Reserve Description
Executive Director				
P&C Executive Director	90	0	90	Historic earmarked reserve, with usage to be reviewed in 2021/22
Public Health				
Stop Smoking Service	128	0	128	To be focused on work to reduce smoking during pregnancy
Emergency Planning	9	0	9	
Healthy Fenland Fund	98	0	98	Project extended to 2023
Falls Prevention Fund & Enhanced Falls	992	0	992	Ongoing project with other partners
Prevention pilot				
NHS Healthchecks programme	270	0	270	To be held for catch up work on Healthchecks as we emerge from the pandemic and capacity increases
Implementation of Cambridgeshire PH Integration Strategy	140	0	140	No longer required as work is complete
Public Health – Grant carry forward	2,987	0	2,987	Proposed investments to be funded from these uncommitted Public Health reserves to be considered at Adults and Health Committee in December
TOTAL EARMARKED RESERVES	13,171	153	13,324	

(+) positive figures represent surplus funds.

(-) negative figures represent deficit funds.