

Last Updated: September 2021



# Corporate Parenting Performance Report

Business Intelligence  
Cambridgeshire County Council  
[business.intelligence@cambridgeshire.gov.uk](mailto:business.intelligence@cambridgeshire.gov.uk)

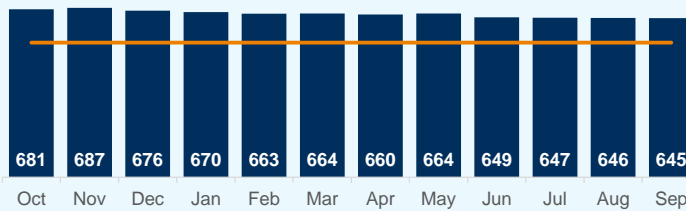
## HEADLINE FIGURES

Number of children in care (CiC) on the last day of the month

645



Target: below 546

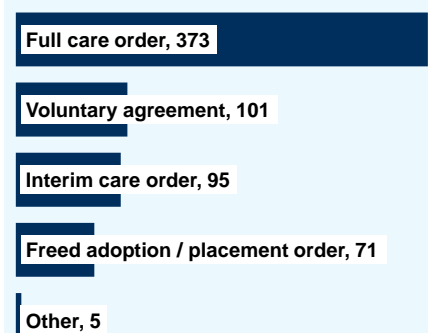


## Staffing

	Establishment	Average Caseload	Change*	Performance
Family Safeguarding Qualified social workers	40	21	▼	-
Children in Care Qualified social workers	17	24	▲	-
Leaving Care Personal Advisors	20	20	▲	-
Independent Reviewing Officers	13	54	▲	-

\*Change in average caseload is from January 2021 compared to November 2020.

## Legal status of children in care



## Length of time children have been in care



Key  
 Change since previous month ▲ Improved  
 Performance against target ✓ Strong

Key  
 Stayed the same ▬  
 Acceptable ⚠  
 Deteriorated ▼  
 Poor ✗

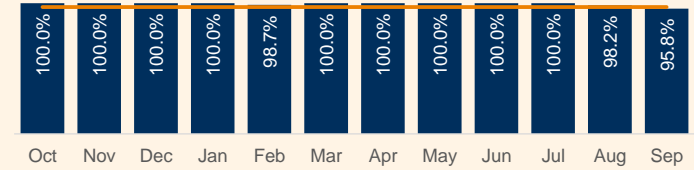
## SERVICE STANDARDS

% of CiC reviews which were held on time (year to date, and during each month)

99%



Target: above 97%

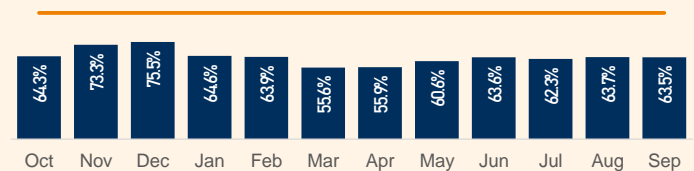


% of CiC statutory visits which were carried out on time (year to date, and during each month)

63.5%



Target: above 98%



## PLACEMENTS

Placement stability

3+ placements

10.1%



Target: below 10%

10.1% of children in Cambridgeshire's care had 3 or more different placements in the last 12 months.

Out of those children who have been in care for over 2.5 years, 62.9% have been in their current placement for two or more years.

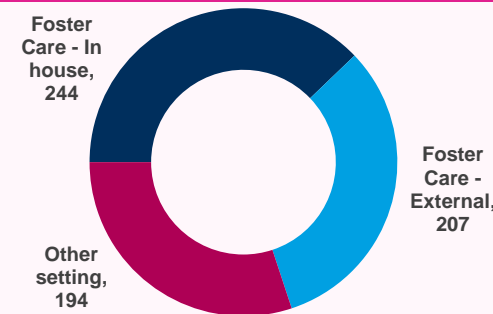
In placement 2+ yrs

62.9%

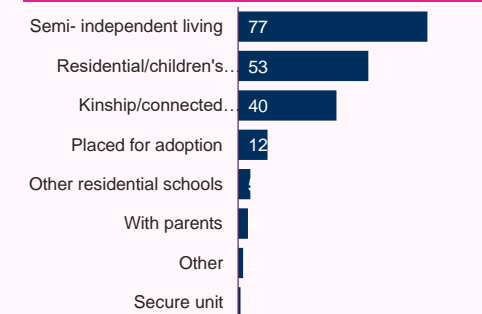


Target: above 68%

## Type of placement of children in care



## Other settings: breakdown



## EDUCATION

### Children in care by age group

16+; 188

10 to 15; 271

5 to 9; 105

1 to 4; 72

Under 1; 28

### % of school-aged children in care who have a PEP in place

98.5%

A Personal Education Plan (PEP) was in place for 393 children in Y1 - Y11, who were in the care of CCC and on the role of the virtual school at the end of the Autumn Term 2020.

### % of school-aged children in care in good or outstanding schools

72.9%

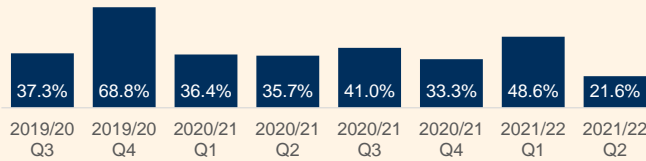
72.9% of Cambridgeshire's children in care are taught in good or outstanding schools, as at the end of December 2020.

As of December 2020

## HEALTH - SERVICE STANDARDS

### Children in care whose initial health assessment was completed on time (Year to date and by quarter)

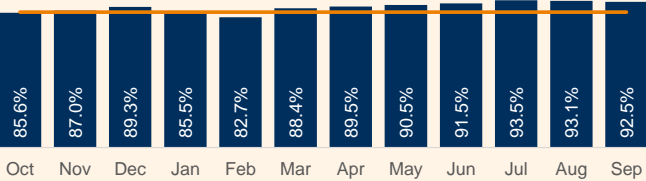
21.6%



Target: above 95%

### Children in care whose annual health assessment was completed on time

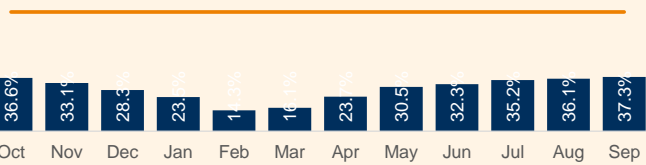
92.5%



Target: above 86%

### Children in care whose annual dental examination was completed on time

37.3%



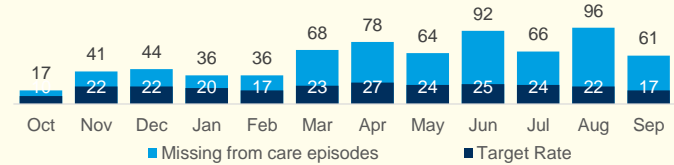
Target: above 82%

## MISSING

### Children in care who go missing (with number of episodes)

17 Children

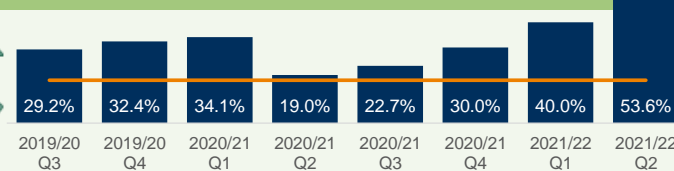
61 Episodes



## ADOPTION

### % of children leaving care who are adopted (Year to date and by quarter)

53.6%



Target: above 17%

### Timeliness of adoption process

Time to placement

431

Target: below 430

For children adopted during the past 12 months, an average of 431 days passed between the child entering care and them moving into their adoptive placement. An average of 202.3 days passed between their placement order being granted and approval of a match with their adopters.

Time to match

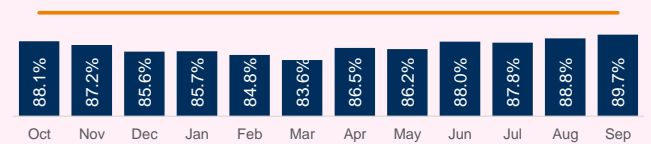
202

Target: below 185

## CARE LEAVERS

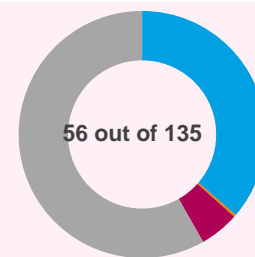
### Care Leavers who have a pathway plan in place

89.7%



Target: above 95%

19 to 21 year old care leavers who are not in employment, education or training (NEET)



19 to 21 year old care leavers who live in unsuitable accommodation

