

Annual Treasury Management Review

2024/25

Cambridgeshire and Peterborough Fire Authority
June 2025

Annual Treasury Management Review 2024/25

1. Introduction

This Authority is required by regulations issued under the Local Government Act 2003 to produce an annual treasury management review of activities and the actual prudential and treasury indicators for 2024/25. This report meets the requirements of both the CIPFA Code of Practice on Treasury Management, (the Code), and the CIPFA Prudential Code for Capital Finance in Local Authorities, (the Prudential Code).

During 2024/25 the minimum reporting requirements were that the full Fire Authority should receive the following reports:

- an annual treasury strategy in advance of the year
- a mid-year, (minimum), treasury update report
- an annual review following the end of the year describing the activity compared to the strategy, (this report)

The regulatory environment places responsibility on members for the review and scrutiny of treasury management policy and activities. This report is, therefore, important in that respect, as it provides details of the outturn position for treasury activities and highlights compliance with the Authority's policies previously approved by members.

2. Treasury Position as at 31 March 2025

At the end of 2024/25 the Authority's treasury position was as follows:

DEBT PORTFOLIO	31 March 2024 Principal	Rate/ Return	Average Life yrs	31 March 2025 Principal	Rate/ Return	Average Life yrs
Total Debt	£5.700m	3.56%	35	£5.700m	3.56%	34
CFR	£9.689m			£9.935m		
Over / (under) Borrowing	(£3.989)m			(£4.235)m		
Total Investments	£4.444m	4.92%		£12.422m	4.61%	
Net Investments	(£1.256)m			(£8.187)m		

From the 1st April 2024, the Authority has implemented IFRS 16 – Leases. Implementing the standard has required the Authority to bring previous off-balance sheet leased assets onto the balance sheet. By bringing these assets onto the balance sheet has also had an effect, although insignificantly, on the Capital Financing Requirement (CFR) of the Authority. The CFR has remained under that budgeted (Appendix 1) for 2024/25 following these changes do the Authority increasing its Revenue Contributions (RCCO) to fund Capital Expenditure in 2024/25.

INVESTMENT PORTFOLIO	Actual 31.03.2024 £000	Actual 31.03.2024 %	Actual 31.03.2025 £000	Actual 31.03.2025 %
Treasury Investments				
Banks	£4.444	100	£12.422	100
Building Societies - rated	£nil		£nil	
TOTAL TREASURY INVESTMENTS	£4.444	100	£12.422	100

Investment Outturn

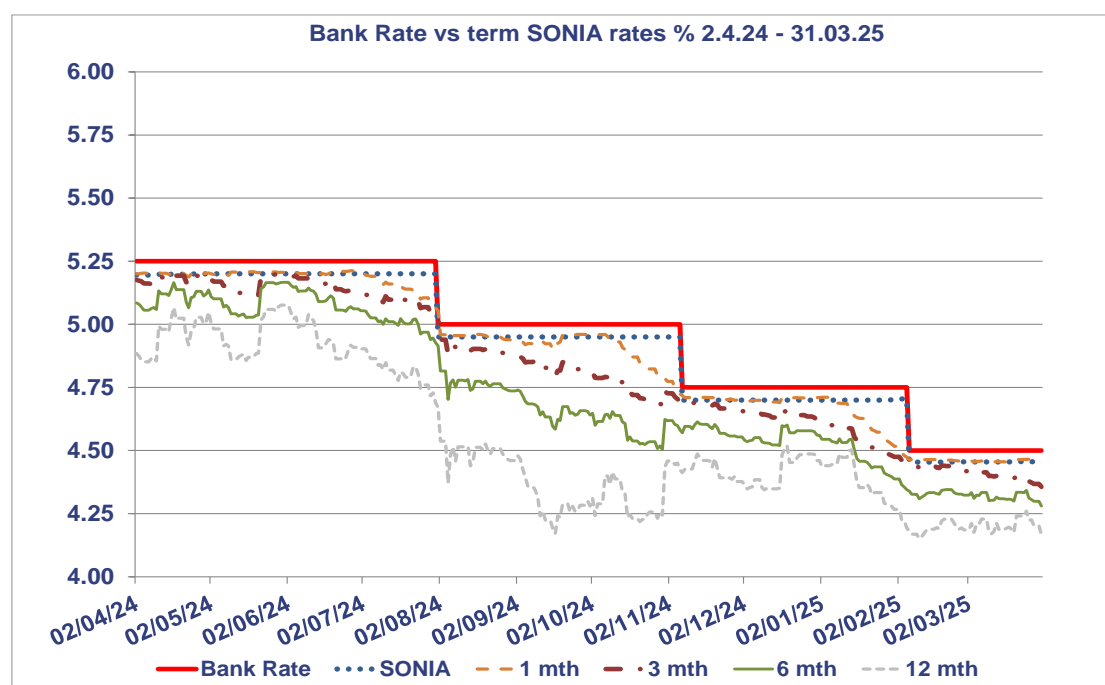
Investment Policy – the Authority's investment policy is governed by MHCLG investment guidance which has been implemented in the investment strategy approved by the Authority in February 2024. This policy sets out the approach for choosing investment counterparties and is based on credit ratings provided by the three main credit rating agencies, supplemented by additional market data such as rating outlooks, credit default swaps and bank share prices etc. The investment activity during the year conformed to the approved strategy and the Authority had no liquidity difficulties.

Resources – the Authority’s cash balances comprise revenue and capital resources and cash flow monies. The Authority’s core cash resources comprised as follows:

Balance Sheet Resources (£m)	31 March 2024	31 March 2025
Balances	£2,110	£2,475
Earmarked Reserves	£4,897	£4,880
Usable Capital Receipts	-	-
Useable Capital Grants	-	-
TOTAL	£7,007	£7,355

3. The Strategy for 2024/25

3.1 Investment strategy and control of interest rate risk



Investment returns remained robust throughout 2024/25 with Bank Rate reducing steadily through the course of the financial year (three 0.25% rate cuts in total), and even at the end of March the yield curve was still relatively flat, which might be considered unusual as further Bank Rate cuts were expected in 2025/26.

Bank Rate reductions of 0.25% occurred in August, November and February, bringing the headline rate down from 5.25% to 4.5%. Each of the Bank Rate cuts occurred in the same month as the Bank of England publishes its Quarterly Monetary Policy Report, therein providing a clarity over the timing of potential future rate cuts.

As of early April 2025, market sentiment has been heavily influenced of late by President Trump’s wide-ranging trade tariffs policy. Commentators anticipate a growing risk of a US recession, whilst UK GDP is projected by the Office for Budget Responsibility to remain tepid, perhaps achieving 1% GDP growth in 2025/26.

Looking back to 2024/25, investors were able to achieve returns in excess of 5% for all periods ranging from 1 month to 12 months in the spring of 2024 but by March 2025 deposit rates were some 0.75% - 1% lower. Where liquidity requirements were not a drain on day-to-day investment choices, extending duration through the use of “laddered investments” paid off.

That is not to say that investment choices were straight-forward. Concerns over rising inflation after the Autumn Statement in October led to reduced expectations for Bank Rate to fall. Indeed, the CPI measure of inflation is expected to reach c3.75% by the autumn of 2025, which could provide for some presentational issues for a Bank whose primary mandate is to ensure inflation is close to 2% on a two-to-three-year timeframe. At the end of March, only two further rate cuts were priced into the market for 2025 (4% at December 2025). A week later and sentiment has changed dramatically in the wake of the equity market sell-off to the extent that markets now expect three Bank Rate reductions between May and December 2025 (Bank Rate to fall to 3.75%).

During 2024/25, the authority received additional grant funding from central government to mitigate any liquidity issues in relation to settlements of McCloud and Seargeant Remedy cases and Matthew’s second options exercise in the fire fighters pension fund. Since receiving the additional funding, there has been significant delays outside of our control in the finalisation of these remedy payments and to date only a small number of cases have been processed. There has been an unprecedented volume of work for all concerned processing these which has inevitably added further to the delays. Until further information is known regarding the settlement of claims and certainty of future funding from central government, the Authority will continue to take a prudent approach to investing surplus monies, prioritising shorter term investments over longer term investments to ensure funding is available when required.

3.2 Borrowing strategy and control of interest rate risk

During 2024/25, the Authority maintained an under-borrowed position. This meant that the capital borrowing need, (the Capital Financing Requirement), was not fully funded with loan debt as cash supporting the Authority’s reserves, balances and cash flow was used as an interim measure. This strategy was prudent as although near-term investment rates were equal to, and sometimes higher than, long-term borrowing costs, the latter are expected to fall back through 2025 and 2026 in the light of economic growth concerns and the eventual dampening of inflation. The Authority has sought to minimise the taking on of long-term borrowing at elevated levels (>5%) and has focused on a policy of internal and temporary borrowing, supplemented by short-dated borrowing (<5 years) as appropriate however no borrowing was required in 2024/25.

Against this background and the risks within the economic forecast, caution was adopted with the treasury operations. The Finance Department monitored interest rates in financial markets and adopted a pragmatic strategy based upon the following principles to manage interest rate risks:

- if it had been felt that there was a significant risk of a sharp FALL in long and short-term rates, (e.g., due to a marked increase of risks around a relapse into recession or of risks of deflation), then long term borrowings would have been postponed, and potential rescheduling from fixed rate funding into short term borrowing would have been considered.
 - if it had been felt that there was a significant risk of a much sharper RISE in long and short-term rates than initially expected, perhaps arising from the stickiness of inflation in the major developed economies, then the portfolio position would have been re-appraised.
-

Most likely, fixed rate funding would have been drawn whilst interest rates were lower than they were projected to be in the next few years.

Interest rate forecasts initially suggested gradual reductions in short, medium and longer-term fixed borrowing rates during 2024/25. Bank Rate did peak at 5.25% as anticipated, but the initial expectation of significant rate reductions did not transpire, primarily because inflation concerns remained elevated. Forecasts were too optimistic from a rate reduction perspective, but more recently the forecasts, updated from November 2024 onwards, look more realistic.

At the start of April 2025, following the introduction of President Trump's trade tariffs policies, the market now expects Bank Rate to fall to 3.75% by the end of December 2025, pulling down the 5- and 10-year parts of the curve too.

This should provide an opportunity for greater certainty to be added to the debt portfolio, although a significant fall in inflation will be required to underpin any material movement lower in the longer part of the curve.

4. The Economy and Interest Rates

UK Economy

UK inflation has proved somewhat stubborn throughout 2024/25. Having started the financial year at 2.3% (April), the CPI measure of inflation briefly dipped to 1.7% in September before picking up pace again in the latter months. The latest data shows CPI rising by 2.8% y/y (February), but there is a strong likelihood that figure will increase to at least 3.5% by the Autumn of 2025.

Against that backdrop, and the continued lack of progress in ending the Russian invasion of Ukraine, as well as the potentially negative implications for global growth as a consequence of the implementation of US tariff policies by US President Trump in April 2025, Bank Rate reductions have been limited. Bank Rate currently stands at 4.5%, despite the Office for Budget Responsibility reducing its 2025 GDP forecast for the UK economy to only 1% (previously 2% in October).

Moreover, borrowing has becoming increasingly expensive in 2024/25. Gilt yields rose significantly in the wake of the Chancellor's Autumn Statement, and the loosening of fiscal policy, and have remained elevated ever since, as dampened growth expectations and the minimal budget contingency (<£10bn) have stoked market fears that increased levels of borrowing will need to be funded during 2025.

The table below provides a snapshot of the conundrum facing central banks: inflation pressures remain, labour markets are still relatively tight by historical comparisons, and central banks are also having to react to a fundamental re-ordering of economic and defence policies by the US administration.

	UK	Eurozone	US
Bank Rate	4.50%	2.5%	4.25%-4.5%
GDP	0.1%q/q Q4 (1.1%y/y)	+0.1%q/q Q4 (0.7%y/y)	2.4% Q4 Annualised
Inflation	2.8%y/y (Feb)	2.3%y/y (Feb)	2.8%y/y (Feb)
Unemployment Rate	4.4% (Jan)	6.2% (Jan)	4.1% (Feb)

The Bank of England sprung no surprises in their March meeting, leaving Bank Rate unchanged at 4.5% by a vote of 8-1, but suggesting further reductions would be gradual. The Bank of England was always going to continue its cut-hold-cut-hold pattern by leaving interest rates at 4.50% but, in

the opposite of what happened at the February meeting, the vote was more hawkish than expected. This suggested that as inflation rises later in the year, the Bank cuts rates even slower, but the initial impact of President Trump's tariff policies in April 2025 on the financial markets underpin our view that the Bank will eventually reduce rates to 3.50%.

Having said that, the Bank still thinks inflation will rise from 2.8% in February to 3¼% in Q3. And while in February it said "inflation is expected to fall back thereafter to around the 2% target", this time it just said it would "fall back thereafter". That may be a sign that the Bank is getting a bit more worried about the "persistence in domestic wages and prices, including from second-round effects". Accordingly, although we expect a series of rate cuts over the next year or so, that does not contradict the Bank taking "a gradual and careful" approach to cutting rates, but a tepid economy will probably reduce inflation further ahead and prompt the Bank to cut at regular intervals.

From a fiscal perspective, the increase in businesses' national insurance and national minimum wage costs from April 2025 is likely to prove a headwind, although in the near-term the Government's efforts to provide 300,000 new homes in each year of the current Parliament is likely to ensure building industry employees are well remunerated, as will the clamp-down on immigration and the generally high levels of sickness amongst the British workforce. Currently wages continue to increase at a rate close to 6% y/y. The MPC would prefer a more sustainable level of c3.5%.

As for equity markets, the FTSE 100 has recently fallen back to 7,700 having hit an all-time intra-day high 8,908 as recently as 3rd March. The £ has also endured a topsy-turvy time, hitting a peak of \$1.34 before dropping to \$1.22 in January and then reaching \$1.27 in early April 2025.

USA Economy

Despite the markets willing the FOMC to repeat the rate cut medicine of 2024 (100 basis points in total), the Fed Chair, Jay Powell, has suggested that the Fed. Funds Rate will remain anchored at 4.25%-4.5% until inflation is under control, and/or the economy looks like it may head into recession as a consequence of President Trump's tariff policies.

Inflation is close to 3% and annualised growth for Q4 2024 was 2.4%. With unemployment just above 4%, and tax cuts in the pipeline, the FOMC is unlikely to be in a hurry to cut rates, at least for now.

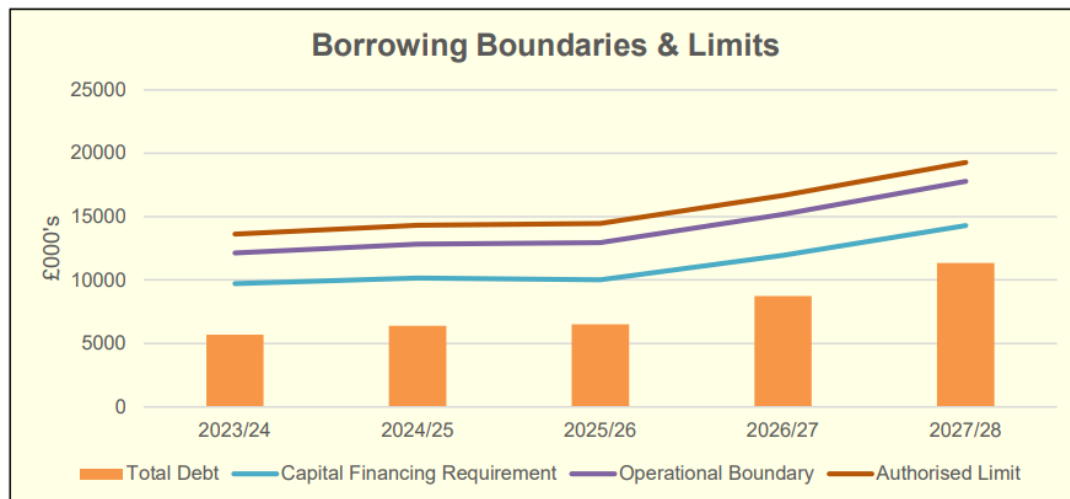
EZ Economy

The Eurozone economy has struggled throughout 2024 and is flat lining at present, although there is the promise of substantial expenditure on German defence/infrastructure over the coming years, which would see a fiscal loosening. France has struggled against a difficult political backdrop, but with a large budget deficit it is difficult to see any turn-around in economic hopes in the near-term.

With GDP currently below 1% in the Euro-zone, the ECB is likely to continue to cut rates, although the headline inflation rate is still above 2% (2.3% February 2025). Currently at 2.5%, a further reduction in the Deposit Rate to at least 2% is highly likely.

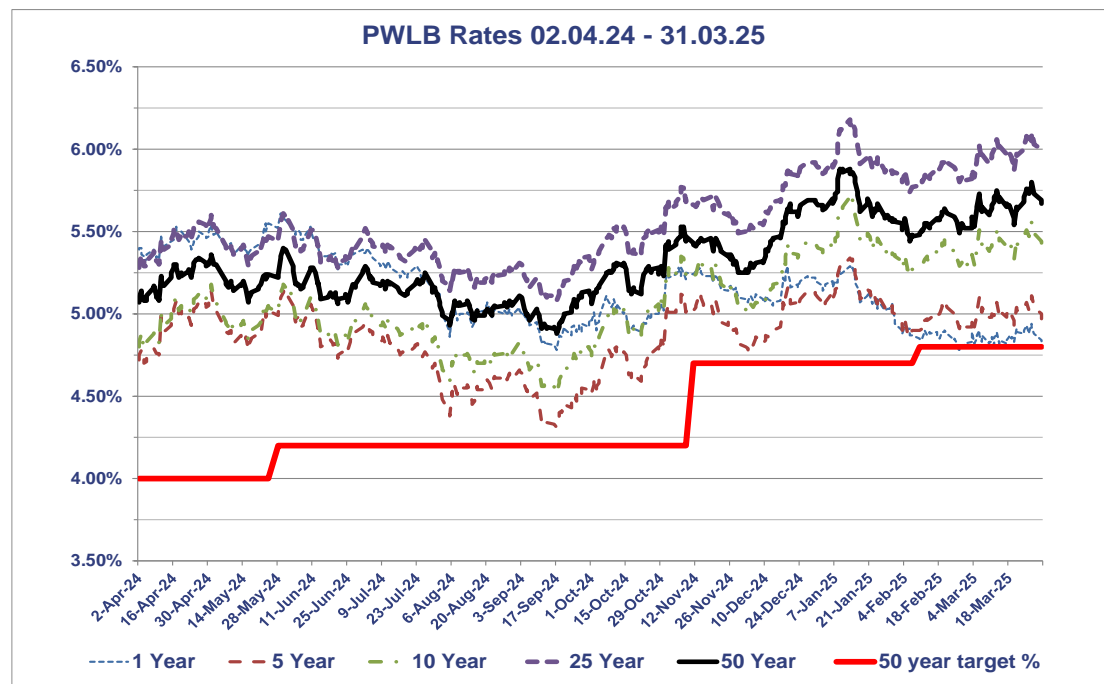
Appendix 1: 2024/25 Budgeted Prudential and treasury indicators

	2024/25 £m	2025/26 £m	2026/27 £m
Capital financing requirement	10.150	10.018	11.965
Operational boundary	12.826	12.955	15.176
Authorised limit	14.326	14.455	16.676
Upper limit for fixed rate interest exposure	100%	100%	100%
Upper limit for variable rate interest exposure	100%	100%	100%



Appendix 2: Borrowing and Investment Rates

PWLB RATES 2024/25



INVESTMENT RATES & FORECASTS

The Authority has appointed MUFG Corporate Markets Group as its treasury advisor and part of their service is to assist the Authority to formulate a view on interest rates. Forecasts at the time of approval of the treasury management strategy report for 2024/25 were as follows: -

MUFG Corporate Markets Interest Rate View 08.01.24													
	Mar-24	Jun-24	Sep-24	Dec-24	Mar-25	Jun-25	Sep-25	Dec-25	Mar-26	Jun-26	Sep-26	Dec-26	Mar-27
BANK RATE	5.25	5.25	4.75	4.25	3.75	3.25	3.00	3.00	3.00	3.00	3.00	3.00	3.00
3 month ave earnings	5.30	5.30	4.80	4.30	3.80	3.30	3.00	3.00	3.00	3.00	3.00	3.00	3.00
6 month ave earnings	5.20	5.10	4.60	4.10	3.70	3.30	3.10	3.10	3.10	3.10	3.10	3.10	3.10
12 month ave earnings	5.00	4.90	4.40	3.90	3.60	3.20	3.10	3.10	3.10	3.10	3.10	3.20	3.20
5 yr PWLB	4.50	4.40	4.30	4.20	4.10	4.00	3.80	3.70	3.60	3.60	3.50	3.50	3.50
10 yr PWLB	4.70	4.50	4.40	4.30	4.20	4.10	4.00	3.90	3.80	3.70	3.70	3.70	3.70
25 yr PWLB	5.20	5.10	4.90	4.80	4.60	4.40	4.30	4.20	4.20	4.10	4.10	4.10	4.10
50 yr PWLB	5.00	4.90	4.70	4.60	4.40	4.20	4.10	4.00	4.00	3.90	3.90	3.90	3.90

Forecast changes provided by our advisors throughout 2024/25 were as follows: -

MUFG Corporate Markets Interest Rate View 10.02.25													
	Mar-25	Jun-25	Sep-25	Dec-25	Mar-26	Jun-26	Sep-26	Dec-26	Mar-27	Jun-27	Sep-27	Dec-27	Mar-28
BANK RATE	4.50	4.25	4.25	4.00	3.75	3.75	3.75	3.50	3.50	3.50	3.50	3.50	3.50
3 month ave earnings	4.50	4.30	4.30	4.00	3.80	3.80	3.50	3.50	3.50	3.50	3.50	3.50	3.50
6 month ave earnings	4.40	4.20	4.20	3.90	3.70	3.70	3.50	3.50	3.50	3.50	3.50	3.50	3.50
12 month ave earnings	4.40	4.20	4.20	3.90	3.70	3.70	3.50	3.50	3.50	3.50	3.50	3.50	3.60
5 yr PWLB	5.00	4.90	4.80	4.70	4.60	4.50	4.40	4.40	4.30	4.20	4.20	4.10	4.00
10 yr PWLB	5.30	5.20	5.10	5.00	4.90	4.80	4.70	4.70	4.60	4.50	4.50	4.40	4.40
25 yr PWLB	5.80	5.70	5.60	5.50	5.40	5.30	5.20	5.10	5.00	5.00	4.90	4.90	4.80
50 yr PWLB	5.50	5.40	5.30	5.20	5.10	5.00	4.90	4.80	4.70	4.70	4.60	4.60	4.50

MUFG Corporate Markets Interest Rate View 11.11.24													
	Dec-24	Mar-25	Jun-25	Sep-25	Dec-25	Mar-26	Jun-26	Sep-26	Dec-26	Mar-27	Jun-27	Sep-27	Dec-27
BANK RATE	4.75	4.50	4.25	4.00	4.00	3.75	3.75	3.75	3.50	3.50	3.50	3.50	3.50
3 month ave earnings	4.70	4.50	4.30	4.00	4.00	4.00	3.80	3.80	3.80	3.50	3.50	3.50	3.50
6 month ave earnings	4.70	4.40	4.20	3.90	3.90	3.90	3.80	3.80	3.80	3.50	3.50	3.50	3.50
12 month ave earnings	4.70	4.40	4.20	3.90	3.90	3.90	3.80	3.80	3.80	3.50	3.50	3.50	3.50
5 yr PWLB	5.00	4.90	4.80	4.60	4.50	4.50	4.40	4.30	4.20	4.10	4.00	4.00	3.90
10 yr PWLB	5.30	5.10	5.00	4.80	4.80	4.70	4.50	4.50	4.40	4.30	4.20	4.20	4.10
25 yr PWLB	5.60	5.50	5.40	5.30	5.20	5.10	5.00	4.90	4.80	4.70	4.60	4.50	4.50
50 yr PWLB	5.40	5.30	5.20	5.10	5.00	4.90	4.80	4.70	4.60	4.50	4.40	4.30	4.30

MUFG Corporate Markets Interest Rate View 28.05.24													
	Jun-24	Sep-24	Dec-24	Mar-25	Jun-25	Sep-25	Dec-25	Mar-26	Jun-26	Sep-26	Dec-26	Mar-27	
BANK RATE	5.25	5.00	4.50	4.00	3.50	3.25	3.25	3.25	3.25	3.00	3.00	3.00	
3 month ave earnings	5.30	5.00	4.50	4.00	3.50	3.30	3.30	3.30	3.30	3.00	3.00	3.00	
6 month ave earnings	5.30	4.90	4.40	3.90	3.50	3.30	3.30	3.30	3.30	3.10	3.10	3.20	
12 month ave earnings	5.10	4.80	4.30	3.80	3.50	3.40	3.40	3.40	3.40	3.20	3.30	3.40	
5 yr PWLB	4.90	4.70	4.50	4.30	4.10	4.00	3.90	3.90	3.90	3.90	3.90	3.80	
10 yr PWLB	5.00	4.80	4.60	4.40	4.30	4.10	4.10	4.10	4.00	4.00	4.00	3.90	
25 yr PWLB	5.30	5.20	5.00	4.80	4.70	4.50	4.50	4.40	4.40	4.40	4.30	4.30	
50 yr PWLB	5.10	5.00	4.80	4.60	4.50	4.30	4.30	4.20	4.20	4.20	4.10	4.10	