

Thursday, 16 March 2023

Democratic and Members' Services
Linda Walker
Interim Monitoring Officer

10:00

New Shire Hall
Alconbury Weald
Huntingdon
PE28 4YE

Red Kite Room

New Shire Hall, Alconbury Weald, Huntingdon, PE28 4YE

AGENDA

Open to Public and Press

CONSTITUTIONAL MATTERS

- 1. Apologies for absence and declarations of interest**
Guidance on declaring interests is available at
<http://tinyurl.com/ccc-conduct-code>
- 2. Public minutes of the Environment and Green Investment Committee meeting held 19 January 2023 and Action Log** **5 - 14**
- 3. Petitions and Public Questions**

KEY DECISIONS

- 4. Operation & Maintenance contracts for large energy infrastructure projects** **15 - 22**
- 5. Renewable energy export arrangements for the Councils large renewable energy projects** **23 - 32**

OTHER DECISIONS

- | | | |
|-----------|---------------------------------------------------------------------------------------------|----------------|
| 6. | Update on delivery of the Climate Change and Environment Strategy (CCES) Action Plan | 33 - 50 |
| 7. | A Community Energy Policy for the Council | 51 - 60 |

KEY DECISIONS

- | | | |
|-----------|---------------------------------------------------------------------------------------------------------------------|----------------|
| 8. | Procurement on Reletting the Cambridgeshire County Council Framework for Commercial Archaeological Fieldwork | 61 - 68 |
|-----------|---------------------------------------------------------------------------------------------------------------------|----------------|

OTHER DECISIONS

- | | | |
|------------|--------------------------------------------------------------------------------------------------------------------------------------------|------------------|
| 9. | Response to Anglian Waters Water Resources Management Plan 24 | 69 - 78 |
| 10. | Corporate Performance Report | 79 - 96 |
| 11. | Finance Monitoring Report - January 2023 | 97 - 124 |
| 12. | Environment & Green Investment Committee agenda plan and appointments to Outside Bodies and Internal Advisory Groups and Panels | 125 - 126 |

The County Council is committed to open government and members of the public are welcome to attend Committee meetings. It supports the principle of transparency and encourages filming, recording and taking photographs at meetings that are open to the public. It also welcomes the use of social networking and micro-blogging websites (such as Twitter and Facebook) to communicate with people about what is happening, as it happens. These arrangements operate in accordance with a protocol agreed by the Chair of the Council and political Group Leaders which can be accessed via the following link or made available on request: [Filming protocol hyperlink](#)

Public speaking on the agenda items above is encouraged. Speakers must register their intention to speak by contacting [Democratic Services](#) no later than 12.00 noon three working days before the meeting. Full details of arrangements for public speaking are set out in Part 4, Part 4.4 of the Council's Constitution: [Procedure Rules hyperlink](#)

The Council does not guarantee the provision of car parking on the New Shire Hall site. Information on travel options is available at: [Travel to New Shire Hall hyperlink](#)

Meetings are streamed to the Council's website: [Council meetings Live Web Stream hyperlink](#)

The Environment and Green Investment comprises the following members:

Councillor Lorna Dupre (Chair) Councillor Nick Gay (Vice-Chair) Councillor Anna Bradnam Councillor Steve Corney Councillor Piers Coutts Councillor Stephen Ferguson Councillor Ian Gardener Councillor John Gowing Councillor Ros Hathorn Councillor Jonas King Councillor Brian Milnes Councillor Keith Prentice Councillor Catherine Rae Councillor Mandy Smith and Councillor Steve Tierney

Clerk Name:	Dawn Cave
Clerk Telephone:	01223699178
Clerk Email:	Dawn.cave@cambridgeshire.gov.uk

Environment and Green Investment Committee

Date: 19 January 2023

Time: 10.00am – 12.15pm

Venue: New Shire Hall

Present: Councillors L Dupré (Chair), N Gay (Vice Chair), D Ambrose Smith (substituting for S Tierney), A Bradnam, S Corney, P Coutts, S Ferguson, I Gardener, J Gowing, R Hathorn, B Milnes, C Rae, K Reynolds (substituting for Cllr J King) and M Smith

113. Apologies for Absence and Declarations of Interest

Apologies were presented on behalf of Councillors J King and S Tierney, with Councillors K Reynolds and D Ambrose Smith substituting respectively.

114. Public minutes of the Environment and Green Investment Committee meeting held 1 December 2022 and Action Log

The minutes of the meeting held on 1 December 2022 were agreed as a correct record and the action log was noted.

115. Petitions and Public Questions

No petitions or public questions were received.

116. Enabling Net Zero Phase One Programme Update

The Committee received a progress report on the implementation and impact of the Enabling Net Zero Phase 1 Programme.

Members were reminded that the Council's Climate Change and Environment Strategy (CCES) and Action Plan was updated and approved at the Full Council meeting in February 2022, along with a £14M Just Transition Fund to support key Council priorities, including Climate Change. The business case and programme for the £2.175M Enabling Net Zero Programme were subsequently approved by the Environment and Green Investment Committee in July 2022. The focus of the first phase was to mobilise and upskill the whole organisation and all services to deliver the Council's Climate and Net Zero ambitions at scale, and to enable subsequent phases to be developed. The areas of the Council's operations, such as Highways, which form a large part of the Council's emissions, were prioritised in this phase of the Programme.

Three new projects that had been implemented:

- (i) Locally Determined Contributions, in collaboration with partners including the University of Cambridge and South Cambridgeshire District Council, which looked at how local authorities could work within the national framework on nationally determined contributions;
- (ii) ensure that there was good governance from the County Council in relation to the requirements coming through the NHS Green Plan;
- (iii) preparing for Phases 2 and 3 by identifying how the transition to Net Zero would be financed, particularly with regard to transport and energy infrastructures.

The Committee noted that paragraph 2.1.1 of the report detailed a request to update a delegation in relation to loans and schools, arising from changes to roles and Committees, and this was set out in recommendation (c). Members also noted the work that had been undertaken against each of the eight work packages.

Arising from the report:

- A Member asked about the decarbonisation plan for Council buildings, and how soon there might be a net reduction in utility bills as a result of that decarbonisation plan, providing a positive economic benefit, in addition to the environmental benefits. Officers explained that they were expecting to see reductions to utility bills, as well as a transition from fossil fuels to sustainable energy sources. However, given the current volatility in terms of energy pricing for both gas and electricity, it was difficult to predict when these reductions would come through;
- A Member observed that to date, only sixteen Members had undertaken the Carbon Literacy training, and he urged all Members to undertake the training, and to encourage their colleagues to do the same. Officers advised that they were looking at different ways of scheduling the training to better suit Members' commitments, including identifying dates suitable for groups of Members being trained together. The training was available both virtually and in person;
- A Member asked about retrofitting domestic buildings, and about publicising such initiatives and incentives that were available to the public. Whilst noting that Solar Together was available, she stressed that residents needed to be supported so that they could make informed decisions. 1 in 5 buildings were built before 1919, and it was often difficult to retrofit. Officers advised that a new Communications Manager had been appointed to focus on climate change issues, and she would be identifying opportunities to upscale the promotion of key projects. In collaboration with local authority partners, government funding had been secured to retrofit homes, and to set up procurement processes to support residents who were not in vulnerable categories who wanted to make changes to their properties. Officers agreed to circulate details of Cambridgeshire Retrofit. **Action required;**

- In response to a query about EV chargers, it was noted that the Highways and Transport Committee was being kept informed about progress, and it may be that wider Member communications were required, including an update on where decisions were being made and likely installation dates. Officers advised that the St Ives Park & Ride solar/EV charging scheme had nearly completed, and Babraham Park & Ride solar/EV charging should complete in 2023. It was noted that the Council's Climate Crisis Strategy Manager was working with Council and CPCA colleagues on the CPCA's EV Charging Strategy. This would hopefully set the context of what needed to be done, and where. A briefing note had been circulated to Highways and Transport Committee Members on those issues.

The Chair concluded by noting that there were many significant items in this positive report, including the move towards Carbon budgeting and Local Area Energy Planning.

It was resolved unanimously to:

- a) note the progress implementing the Enabling Net Zero, Phase One, Programme approved in July 2022;
- b) note and support the programme changes as set out in paragraphs 2.1 to 2.3;
- c) update the delegations for green investment and loan approvals for schools as set out in paragraph 2.1.1.

117. Corporate Performance Report

The Committee received an update on the selected Key Performance Indicators (KPIs), which had been agreed at Committee in September 2022. The KPIs presented covered the period up until the end of September 2022.

Arising from the report:

- A Member queried Indicator 24: Percentage of premises in Cambridgeshire & Peterborough with access to at least superfast broadband. Specifically, she asked what had happened to increase the target line dramatically in 2020? Another Member queried the target on the same Indicator, which was 2-3 years behind schedule. Officers advised that the increase could be due to reprofiling due to the pandemic, but she would circulate a note to Members confirming the reasons for the increase, and why the target had not yet been met. **Action required.**
- A Member queried Indicator 25: the percentage take-up of new fibre broadband services delivered by the Connecting Cambridgeshire superfast broadband roll-out programme, which indicated a decline recently. She asked whether this was due to the cost of living crisis or a change to the way take-up was measured. It was confirmed this would be covered in the briefing note.
- A Member queried the reason for the sharp increase in fugitive refrigerant gases in 2021-22, compared to the two previous years. Officers believed that this was probably due to more information being available on fugitive refrigerant gases, but agreed to

circulate a briefing note on this issue, and information on what could be done to reduce this figure. Action required.

- A Member was pleased to note that the volumes of waste was gradually reducing (Indicator 223: Waste per Head (12 month rolling average));
- A Member asked why on Indicator 150a: Cambridgeshire recycling, reuse, composting and recovery rate (12 month rolling total), levels of recycling, reuse and composting were all declining? It was confirmed that the direction for improvement was a positive, and this would be made clearer in future reports. One Member observed that if the total volume of waste collected was declining, less would be recycled, composted, etc. Another Member confirmed that the South Cambridgeshire District Council green waste collection had reduced, but these variances were relatively small;
- A Member commented that fundamentally, much of the 'improvement' in recycling related to transporting heavy garden waste around county, which was not ideal;
- A Member queried Indicator 226: Council's carbon footprint, Scope 3 (tonnes CO2e per year). The Member asked if the fall in 2020-21 and 2021-22 related to buildings not commissioned or built due to the pandemic? Officers advised that this related to the Scope 3 construction materials for new schools in the pandemic, and this was expected to recover. It was confirmed that this indicator also covered the construction of highways by contractors, which had also decreased during the pandemic period.

It was unanimously resolved to:

note and comment on performance information and take action as necessary.

118. Little Thetford School - Low Carbon Heating Project

The committee received a report seeking capital funding for a low carbon heating installation at Little Thetford CofE Primary School.

Members noted that the report had been accepted by the Chair for the following reasons for urgency and lateness:

Reasons for Lateness – this matter was considered by the Green Investment & Utilities Advisory Group on 11th January, and Members of that Advisory Group felt that it required a Committee decision, as it was potentially a deviation from Council policy. The agenda for the Committee needed to be published on 11th January, and the report had to be drafted and agreed prior to circulation.

Reasons for Urgency – Public Sector Decarbonisation Scheme (PSDS) grant funding needs to be spent by 31st March 2023, and to achieve this the school would need to be in contract for the works by the end of January.

Introducing the report, officers reminded Members that in July 2021, the Committee had agreed a funding model for low carbon heating projects, specifically for Maintained schools. This funding model included Public Sector Decarbonisation Scheme (PSDS) grant funding, plus any loan required, capital contributions from the Environment Fund along with contributions from the Education Capital's School Condition allowance budget.

Little Thetford CofE Primary School was one of the current batch of eight schools being considered as part of this programme. The school was currently a Maintained school, however, it had been confirmed that they would be academised with effect from September 2023, immediately after completion of the proposed scheme. The Committee's steer was required to determine whether a contribution from the Environment Fund, of between £103,000 and £163,000, should be allocated to this project, given the imminent academisation of this School. The detailed breakdown of the funding required for this project, plus the likely CO₂ savings over the lifetime of the project were outlined.

Members noted comments from Local Member Councillor Dan Schumann in support of the report recommendations (appended at Appendix 1).

Arising from the report:

- A Member asked if officers had spoken to the School about the Academy making a financial contribution towards the heating project? Officers confirmed that they had been in contact with the Academy Trust who had indicated that they could make a small contribution, but they had not committed to a figure. It was also confirmed that the Academy Trust was supportive of the project and the proposed scheme;
- A Member observed that if nothing was done, and the Academy Trust took over, the School would have functioning oil boilers. However, officers highlighted the government commitment to academising schools, and also the government's strategy of phasing out boilers within the decade. The question was whether Members wanted to pull back from the Council's ambition to decarbonise schools, or continue with intention to provide package, despite knowing the school building would no longer belong to the County Council;
- A Member commented that every effort should be made to maximise the contribution from the Academy Trust;
- A Member noted that the work to the boiler was urgent, and that the Committee's decision in respect of Little Thetford would not be assumed to set a precedent for how similar cases should be dealt with in future;
- A Member commented that the amount of officer resource already spent on this project should not be overlooked;
- In response to a Member question, it was noted that for most schools that were academised, the school building was transferred to the relevant Academy Trust on a 125 year lease;

The Chair commented that as a general point, given that academisation was the direction of travel for the current government, the approach to decarbonising schools may need to be reviewed, if there was a risk of the ownership of every school being transferred. Currently the policy was simply to support and advise Academy Trusts, not to fund them to do so. The Chair shared the frustration expressed by Members over this project, and noted that all Members were giving a clear steer to officers that the Academy Trust should be encouraged to maximise their contribution.

It was resolved unanimously to:

Confirm that Environment Fund capital funding can be provided for the Little Thetford CofE Primary School low carbon heating project to decarbonise the school's heating prior to the site being handed over to the Diocese of Ely Multi Academy Trust.

119. Environment & Green Investment Committee Agenda Plan and Training Plan and Appointments to Outside Bodies and Internal Advisory Groups and Panels

The Committee reviewed the Committee Agenda Plan.

It was resolved to:

- a) note the agenda plan.

120. Exclusion of Press and Public

It was resolved unanimously that the press and public be excluded from the meeting on the grounds that the agenda contains exempt information under Paragraphs 3 and 5 of Part 1 of Schedule 12A of the Local Government Act 1972, as amended, and that it would not be in the public interest for this information to be disclosed - information relating to the financial or business affairs of any particular person (including the authority holding that information), and information in respect of which a claim to legal professional privilege could be maintained in legal proceedings.

121. Waste PFI Technical, Risk and Service Update

The Committee received an update on the Waste PFI contract and the waste processing facilities at Waterbeach Waste Management Park.

It was unanimously resolved to approve the recommendations as set out in the report.

Comments from Local Member Councillor Dan Schumann:

As local member I am writing to express my full support for the Little Thetford CofE Primary School low carbon heating project to decarbonise the school's heating.

The Council's Climate Change & Environment Strategy sets an objective to achieve Net Zero for the county as a whole by 2045. Achieving the Council's target of net zero carbon emissions for Cambridgeshire by 2045 will require fully decarbonising heating in buildings. Capital funding the Little Thetford low carbon heating project would make a positive contribution to this objective, it will also raise awareness amongst parents and school neighbours of practical steps to address the challenge of climate change and provide an opportunity for the children at the school to learn about practical steps to address the climate challenge. Also, the condition report for Little Thetford Primary School identifies the existing oil tank bund as requiring urgent replacement and the oil tank is 25 years old, so this is the perfect time for action.

I am aware that the school will cease to be 'maintained' shortly and be academized; which raises the question of whether the Environment Fund capital contribution should still be made available for this project. However, I believe that not proceeding with the project would be perceived as the Council transferring a decarbonisation liability to a third party and would mean that the £96,530 PSDS grant funding would be lost, increasing the net cost of decarbonising the site's heating when this does occur, which would be counterproductive and a wasted opportunity for the county and the environment.

If capital funding is not provided the project will not proceed and PSDS grant funding must be spent by 31st March 2023, so to achieve this the school would need to be in contract for the works by the end of January. Therefore, I urge the committee to support this excellent project.

Environment and Green Investment Committee Minutes - Action log

This is the updated action log as at 8th March 2023 and captures the actions arising from the most recent Environment and Green Investment Committee meetings and updates Members on the progress on compliance in delivering the necessary actions.

Environment and Green Investment Committee minutes of 13 th October 2022					
98.	Draft Interim Corporate Tree and Woodland Strategy	Emily Bolton/ Philip Clark	Workshop would be arranged for Committee Members to input into development of the final strategy next year.	A workshop will be arranged in June 2023.	Ongoing
Environment and Green Investment Committee minutes of 19 th January 2023					
116.	Enabling Net Zero Phase One Programme Update	Sheryl French	Officers agreed to circulate details of Cambridgeshire Retrofit.	Circulated to Committee on 07/03/23.	Complete.
117.	Corporate Performance Report	Rachel Hallam	Circulate briefing note on issues relating to Superfast Broadband uptake.	Circulated to Committee on 08/03/23.	Complete.
117.	Corporate Performance Report	Rachel Hallam /Sheryl French	Circulate briefing note on sharp increase in fugitive refrigerant gases, and what was being done to reduce this figure.	Circulated to Committee on 07/03/23.	Complete.

Operation & Maintenance contracts for large energy infrastructure projects

To: Environment & Green Investment Committee

Meeting Date: 16 March 2023

From: Executive Director, Place and Sustainability

Electoral division(s): All

Key decision: Yes

Forward Plan ref: 2023/045

Outcome: Maximise the performance and income of the large-scale energy projects through effective operation & maintenance agreements.

Recommendation: Committee is asked to:

- a) approve extending the warranty on inverters for the North Angle Solar Farm from five to ten years at a cost of £220,000 as set out in paragraph 2.6;
- b) approve the £140,000 of lifecycle replenishment costs (LIFEX) to purchase spare parts for North Angle Solar Farm and its Private Wire; Babraham Road Smart Energy Grid and St Ives Smart Energy Grid as set out in table 2;
- c) delegate authority to the Executive Director, Place and Sustainability in consultation with the Executive Director of Finance and Resources, and the Chair and Vice-Chair of Environment and Green Investment Committee to authorise the entering into and execution of 4-year Operation and Maintenance contracts with Bouygues Energies and Services for North Angle Solar Farm, its Private Wire; Babraham Road Smart Energy Grid and St Ives Smart Energy Grid; place orders for spare parts to be used during the operational phase for these schemes and secure extended warranties for the inverters at North Angle Solar Farm.

Officer contact:

Name: Claire Julian-Smith
Post: Delivery Manager - Energy
Email: Claire.julian-smith@cambridgeshire.gov.uk
Tel: 01223 715349

Member contacts:

Names: Councillors Lorna Dupré / Nick Gay
Post: Chair/Vice-Chair
Email: lorna.dupre@cambridgeshire.gov.uk / nick.gay@cambridgeshire.gov.uk
Tel: 01223 706398

1. Background

- 1.1 The Council has invested in a pipeline of large-scale renewable energy projects to generate revenue for the Council, deliver against its Net Zero ambitions and to support the development of a more resilient local energy economy.
- 1.2 In 2017, the Council ran a mini competition to appoint an energy services provider for its large energy projects using the Greater London Authority's RE:FIT 3 Framework. Bouygues Energies and Services were awarded the competition.
- 1.3 The RE:FIT 3 Framework is an energy performance contracting service. This means contracts are generally long-term partnering agreements that transfer much of the risk from the Council to the energy services provider to provide long-term budget stability by guaranteeing the energy generation (or savings) on a project. The guarantee under the RE:FIT 3 Framework is fifteen years for energy generation or savings.
- 1.4 North Angle Solar Farm and the smart energy grid project at Babraham Road Park & Ride site are being delivered under the RE:FIT 3 Framework. The energy generating scheme at St Ives Park & Ride site is being delivered under the previous version of the framework (RE:FIT 2). For all three, a performance guarantee applies on the energy generated for these projects and key part of this is ensuring an Operation and Management (O&M) agreement is in place.
- 1.5 The three key projects, namely North Angle Solar Farm, Babraham Road Smart Energy Grid and St Ives Park & Ride Smart Energy Grid are all due to complete construction this year and will enter into their operating phase. They will each require an O&M agreement.
- 1.6 To maintain the assets effectively, it is necessary to have an O&M arrangement in place to keep the assets running smoothly and to optimise their performance i.e., to maximise the volume of electricity being generated. O&M services primarily include:
 - Reactive maintenance – tending to immediate issues, including repairs, replacements and upgrades needed to keep the system operating at an optimal level.
 - Preventative maintenance – undertaking regular, planned maintenance to try to stop problems from occurring, including panel cleaning and annual equipment inspections.
 - Landscaping activities.
 - Ongoing compliance with any regulatory alterations.
 - Mitigate health and safety risks - any risks posed to the health and safety of people, both in and around the scheme.
- 1.7 Under the RE: FIT Frameworks, the Council can access a mechanism to enable Bouygues to provide the O&M service for an initial four years with the potential to extend (in blocks) for up to a total of fifteen years.
- 1.8 The Council's Triangle Solar Farm, operational since 2017, has used this contractual mechanism to provide the O&M for the project using Bouygues Energies and Services Ltd and this has operated successfully.
- 1.9 The outcome of this report is to negotiate and enter into O&M contracts with Bouygues Energies and Services Ltd. For the energy projects stated above due for completion in 2023.

2. Main issues

- 2.1 **Current position.** Investment decisions for the three energy projects were previously approved between December 2020 and March 2022 including approval to enter into works

contracts for the delivery of the projects. These are detailed in paragraph 5.1. Whilst the business cases approved included the O&M costs, approvals at Committee at that time were only for entering into works contracts, hence the need to seek approval now to enter into O&M contracts.

- 2.2 The budget allocations in the business cases for O&M budget are highlighted in table 1 below and cover the anticipated whole project O&M costs for a 30 year project life alongside the initial 4 year O&M contract costs.

Table 1: O&M budgets included within the business cases including forecast inflation

Project	Cost of initial 4-year O&M contract per site, (including inflation adjusted forecast at 2.75% annually)	O&M budget approved at Committee over the 30-year lifetime of the project, (including inflation adjusted forecast at 2.75% annually)
North Angle Solar Farm*	£902,422	£10,226,959
St.Ives Smart Energy Grid	£142,070	£1,546,411
Babraham Rd Smart Energy Grid	£217,459	£2,352,603

* Including Private wire

- 2.3 The business case assesses the Return on Investment (ROI) based on the adjusted costs for inflation. This is currently based on a long-term annual impact of 2.75% over 30 years. As such, there is no significant impact on the business cases from O&M costs over the full 30-year life of the project, as the high inflation seen in the short term should be balanced with periods of low or negative inflation in the future.

- 2.4 **Scope.** The scope of the O&M contracts for each of the projects is now being drafted. (Each project will have a separate O&M contract.) As part of the drafting of the specifications, Bouygues provide confirmation of the spare parts and equipment to be held through the operational lifetime of the assets, so that in the event of a failure, the replacement item is readily available. This precaution is important and is learning from market disruption resulting from Covid-19. The risk of further market disruption from infectious disease caused by the SARS-CoV-2 virus, or other diseases, or global demand remains within the lifetime of these projects.

- 2.5 **Spares.** In terms of impact on cost, from these risk mitigation measures, the original business cases included forecast lifecycle expenditure costs and the intention is to bring forward some of these costs to purchase the spare equipment. The impact of this is marginal on the return on investment for the business cases. Budget estimates for spare equipment for each of the projects are set out in table 2 below:

Table 2: Budget estimates for spare equipment

Project and types of spare items	Budget estimate for spare parts (£k)
North Angle (incl. cabling) Spare solar modules, fuses, electrical components etc.	93
Babraham Rd P&R Solar modules, inverters, lighting, switchgear components	30
St Ives P&R As above with additional battery storage components	17

- 2.6 **Warranties.** The equipment and components are covered by warranties of varying lengths of time, which help to mitigate risk of underperformance. For North Angle Solar Farm, there is an option to purchase an extended warranty that would increase the duration of the warranty from five to ten years, increasing the protection of the asset, should a fault occur with one of the inverters. The inverters are one of the most important pieces of equipment in a solar energy system. As it is the component under the most strain, it is also the most likely to fail. The budget estimate provided for this is £220,000 in total, payable in five annual instalments.
- 2.7 **Performance guarantee.** As previously described, these three large energy projects completing construction this year are designed and built under an energy performance contracting arrangement, whereby Bouygues guarantee the energy generation for 15 years. It is recommended that the mechanism under the RE:FIT Framework is utilised to award the O&M service contracts to Bouygues for the initial 4 years of operation for all three projects. This means that should there be issues with energy generation, the whole system of design, construction and maintenance sits with one contractor to resolve. Having different providers for O&M in the first years introduces the risk that in the event of any under-performance, this may lead to extended discussions on where liability sits. This is particularly important in the first years of operation, where any design faults, if there are any, are most likely to be discovered. It would still be prudent to consider continuing with this arrangement for subsequent O&M contracts beyond this initial 4-year period. However, if the system has been performing well and any issues ironed out during the first four years, then the risk of going to a separate O&M contractor should be lower.
- 2.8 This utilisation of the of the RE:FIT Framework mechanism to appoint Bouygues for the first 4 year O&M term is especially important for the smart energy grid project at Babraham and St,Ives Smart Energy Grids. This is because the smart energy grid links together a range of low carbon technologies and electric vehicle (EV) charging infrastructure and the risks around the interactions of these technologies is not as well documented as for single technology, turnkey solutions, such as solar farms. However, in the lead up to the renewal of these contracts, careful consideration of best value and an evaluation of risk will inform the process by which the contracts are renewed for the subsequent contracting periods.
- 2.9 **Best value.** Testing best value will also be included in the scope of the O&M contracts. Ahead of contract award, the North Angle Solar Farm contract will be reviewed by Local Partnerships under the support agreement in place, to benchmark costs and make recommendations for the contracting. In addition, a further review of value will be included by way of an independent benchmarking exercise in year 2 ahead of any extension to the contract, referenced in paragraph 1.7.

2.10 **Alignment with Triangle solar farm.** The Council has an existing O&M arrangement in place with Bouygues, for the maintenance of Triangle solar farm. The aim is to align the renewal dates for the O+M contracts dates for both solar parks over time. It is anticipated that the scale achieved by combining the volumes of electricity being generated, along with the close proximity of these assets could be attractive to the market and deliver better value.

3. Alignment with corporate priorities

3.1 Environment and Sustainability

Ensuring that the assets are well-maintained during their operational phase will help to maximise the volume of clean electricity generated, thereby supporting the development of a more resilient local energy economy.

3.2 Health and Care

There are no significant implications for this priority.

3.3 Places and Communities

See wording under 3.1 above.

3.4 Children and Young People

There are no significant implications for this priority.

3.5 Transport

There are no significant implications for this priority.

4. Significant Implications

4.1 Resource Implications

The contracts will provide expert technical skills to maintain the assets effectively. The costs incurred will be charged to the respective income-generating project.

4.2 Procurement/Contractual/Council Contract Procedure Rules Implications

As detailed in paragraph 1.4, Bouygues Energies and Services were procured under mini competition under the RE:FIT 2 and RE:FIT 3 Frameworks, respectively. The contracting arrangement includes a mechanism to award O&M service.

4.3 Statutory, Legal and Risk Implications

The operation and maintenance service contracts are considered key to ensuring the ongoing success of the Council's renewable energy project portfolio. Scheduled, routine maintenance can help to avoid disruption to generation and therefore income for the council, as well as extending the life of the plant. In addition to maintenance, an O&M provider will also ensure ongoing compliance with any regulatory alterations.

4.4 Equality and Diversity Implications

There are no significant implications.

4.5 Engagement and Communications Implications

There are no significant implications.

4.6 Localism and Local Member Involvement

There are no significant implications.

4.7 Public Health Implications

The large energy projects must be safely managed and maintained to prevent any health and safety impacts on communities and businesses. This is especially relevant for the smart energy grids which are based at the Council's park and ride sites.

4.8 Environment and Climate Change Implications on Priority Areas

4.8.1 Implication 1: Energy efficient, low carbon buildings.

Positive/neutral/negative Status: Neutral

Explanation: No implications from procuring these services are expected.

4.8.2 Implication 2: Low carbon transport.

Positive/neutral/negative Status: Positive

Explanation: The Smart Energy Grids include EV charging and the O&M contracts will ensure greater reliability for accessing working charge points.

4.8.3 Implication 3: Green spaces, peatland, afforestation, habitats and land management.

Positive/neutral/negative Status: Positive

Explanation: Operation and Maintenance contracts often include landscaping activities. Bouygues, as the service provider, will be contracted to provide grounds maintenance to promote healthy growth and maintain the ecological and biodiversity benefits of the projects. This is especially true for North Angle Solar Farm and private wire.

4.8.4 Implication 4: Waste Management and Tackling Plastic Pollution.

Positive/neutral/negative Status: Negative

Explanation: No implications from procuring these services are expected. Over the lifetime of these projects, it is likely that equipment will need replacing. Therefore, failed parts will need to be removed from site and disposed of correctly. Plastic may be used as packaging. This too will need to be removed from site and recycled where possible.

4.8.5 Implication 5: Water use, availability and management:

Positive/neutral/negative Status: Neutral

Explanation: No implications from procuring these services are expected.

4.8.6 Implication 6: Air Pollution.

Positive/neutral/negative Status: Neutral.

Explanation: No implications from procuring these services are expected.

4.8.7 Implication 7: Resilience of our services and infrastructure, and supporting vulnerable people to cope with climate change.

Positive/neutral/negative Status: Positive

Explanation: Ongoing O&M is highly recommended in order to achieve and maintain the best possible performance and return on investment over the entire useful life of the assets. Unreported system outages can negatively impact both revenue and productivity. Procuring these services will help to maximise the revenues that can be used to fund the Council's front-line services.

Have the resource implications been cleared by Finance? Yes

Name of Financial Officer: Sarah Heywood

Have the procurement/contractual/ Council Contract Procedure Rules implications been cleared by the Head of Procurement? Yes

Name of Officer: Clare Ellis

Has the impact on statutory, legal and risk implications been cleared by the Council's Monitoring Officer or Pathfinder Legal? Yes

Name of Legal Officer: Linda Walker

Have the equality and diversity implications been cleared by your EqIA Super User?

Yes Name of Officer: Sheryl French

Have any engagement and communication implications been cleared by Communications?

Yes Name of Officer: Kathryn Rogerson

Have any localism and Local Member involvement issues been cleared by your Service Contact? Yes Name of Officer: Sheryl French

Have any Public Health implications been cleared by Public Health?

Yes Name of Officer: Iain Green

If a Key decision, have any Environment and Climate Change implications been cleared by the Climate Change Officer? Yes Name of Officer: Emily Bolton

5. Source documents

5.1 Source documents

- [North Angle Solar Farm Investment Decision – 18th December 2020 \(Commercial & Investment Committee\)](#)
- [Private Wire Investment Decision - 03 March 2022 \(Environment & Green Investment Committee\)](#)
- [Babraham Road Park & Ride Smart Energy Grid Investment Decision - 16 December 2021– \(Environment & Sustainability Committee\)](#)
- [St Ives Park & Ride Investment Smart Energy Grid Decision - 01 July 2021 \(Environment & Green Investment Committee\)](#)

Renewable energy export arrangements for the Council's large renewable energy projects

To: Environment and Green Investment Committee

Meeting Date: 16 March 2023

From: Executive Director Place and Sustainability

Electoral division(s): All

Key decision: Yes

Forward Plan ref: 2023/046

Outcome: To provide an agreed route for optimising income and reducing risk for the Council in relation to the sale of electricity to the grid from its large renewable energy capital projects.

Recommendation: The Committee is asked to:

- a) Agree the plan for managing income contracts for the large energy projects as set out at paragraph 2.10
- b) Delegate the decision to enter into Power Purchase Agreements (PPAs) for the large energy projects to the Executive Director Place and Sustainability in consultation with the Executive Director of Finance and Resources, and the Chair and Vice Chair of Environment and Green Investment, on the basis of specialist energy market advice to inform decisions.

Officer contact:

Name: Sheryl French and Eithne George
Post: Assistant Director Climate change and Energy Services and Head of Energy Services
Email: Sheryl.french@cambridgeshire.gov.uk & eithne.george@cambridgeshire.gov.uk
Tel: 07912 100665

Member contacts:

Names: Councillors Lorna Dupré / Nick Gay
Post: Chair/Vice-Chair
Email: lorna.dupre@cambridgeshire.gov.uk / nick.gay@cambridgeshire.gov.uk
Tel: 01223 699831

1. Background

- 1.1 To help accelerate the Net Zero energy transition, the Council has invested in a range of large energy projects to generate renewable electricity and income. The Council's first solar farm, Triangle in Soham, is a 12MW solar farm in operation since 2017 which has been generating income for the last five years through selling electricity via a power purchase agreement (PPA). Triangle Farm is supported by the Government's Contracts for Difference (CfD) scheme, which sets the electricity price received.
- 1.2 It is expected that the 39MW North Angle Solar Farm will start generating clean electricity from July 2023. In addition, the St.Ives Smart Energy Grid will also sell electricity from September for up to 2 years via a PPA, and future projects that are or will be developed will also generate electricity sales including battery storage.
- 1.3 PPAs come in many different forms and are dependent on a range of factors including whether the electricity is supplied via the distribution network (the grid) or via a private wire (direct connection) or as a result of electricity being stored in a battery and supplying when demand is high. Grid dependent PPAs include a 'standard PPA' selling to an energy supplier; corporate PPAs also known as 'sleeved' or 'virtual' PPAs which can be selling to a business or organisation and a private wire is where electricity is sold directly to a company through a cable. There are many different terms and risk profiles that can be included in PPAs including access to different market mechanisms, for example, selling on the day ahead market, and they can have varying lengths and benefits.
- 1.4 Four years ago, the Climate Change and Energy Service investigated the possibility to sell electricity it generated from its renewable energy assets to itself via a 'sleeved' PPA or 'netting off' arrangement. 'Netting off' is an arrangement whereby the Council would match the electricity purchased (import) with the electricity sold (export) effectively selling its own renewable electricity generated to itself. A range of options were explored but at the time there was no financial benefit to the Council of doing this. Since then, the energy market has changed.
- 1.5 At Environment and Green Investment (EGI) committee on 1 December it was agreed to procure specialist consultancy support to advise the Council on the best opportunities to optimise income from its renewable energy asset investments. The procurement planned for the first quarter of 2023 was to appoint specialist advisors to advise on North Angle Solar Farm ahead of its energisation in July 2023 and subsequent projects that require PPAs. It is the remit of the Environment and Green Investment Committee to agree the 'export' or selling arrangements for the large energy projects.
- 1.6 The Council was notified by the Eastern Shires Purchasing Organisation (ESPO) in November 2022 of the need to renew its electricity import contract for 2024-28. (This is the contract to supply electricity to all of the Council's buildings and other assets such as street lighting.) The decision for the procurement of utilities sits with Strategy and Resources (S&R) Committee. A paper was taken to Strategy and Resources Committee on 26

January. During January the potential for netting off opportunities was raised and reported to Committee. This led to the decision being deferred to March 2023 Strategy and Resources Committee, to allow further investigation of potential 'netting off' opportunities either through the Council's existing supplier (Total Energies) via the ESPO framework contract, or through an alternative such as E Energy (formerly called Beond), who operate a Dynamic Purchasing System (DPS) for electricity import supply.

- 1.7 The outcome of this paper is to agree the proposed plan to manage the PPA export contracts for the Council's energy generating assets.

2. Main Issues

2.1 Current Position

The Council has already entered into PPA arrangements for the following assets:

- Triangle Solar Farm, a PPA selling via the grid in place until October 2023
- St.Ives Smart Energy Grid is in contract to sell its renewable electricity via a private wire from November 2024 to a local customer
- Babraham Smart Energy Grid is finalising a PPA with a local customer selling its renewable electricity via a private wire

2.2 This year, the Council will look to:

- Agree the next PPA for Triangle Solar Farm from November 2023
- Put in place a grid based PPA arrangement for North Angle Solar Farm for July 2023
- Enter a short term grid based PPA contract for St.Ives Smart Energy Grid from September 2023-November 2024

2.3 **Timing.** There is now only four months to agree and negotiate a PPA for North Angle Solar Farm (NASF), slightly longer for the other two projects, St.Ives and Triangle Solar farm. NASF is a significant investment and the Council is reliant on its income. On this basis, a plan is set out in paragraph 2.10 on the process to achieve a PPA.

2.4 **Netting off opportunities with 'Import' supplier(s).** The Council both buys and sells electricity, as it is both a consumer and also a generator through its solar generation assets. It is theoretically possible to match some of the volumes of electricity exported and sold from the Council's solar generation assets against part of what is purchased through our incoming supplies from the grid, (known as 'netting off'), through arrangements such as Power Purchase Agreements (PPA). As discussed, the decision on the electricity supply (import) contract sits with the Strategy and Resources Committee under its terms of reference. Decisions on export contract(s) for electricity generation assets sit with the

Environment and Green Investment Committee. Whether or not a netting off arrangement is utilised, both an electricity supply (import) contract and one or more export contracts would still be required, since the volumes bought and sold at different times would not match exactly.

2.5 It would not be possible to net off the electricity generated from the Triangle farm site specifically, because that site already benefits from the Government’s Contracts for Difference (CfD) scheme, the regulations for which dictate the mechanism for selling exported electricity. Nonetheless, a netting off arrangement for the larger North Angle Solar Farm (NASF) (which is currently under construction and expected to come online later in 2023) would be possible. NASF is expected to generate 39GWh of electricity per year; around double what the Council uses at all of its sites combined. A small proportion of the electricity from NASF would be reserved for the private wire to supply the Swaffham Prior Community Heat Network, but the majority left over (around 37GWh per year) would be available to export and sell. Comparing the forecast export volumes from NASF with the forecast volumes required to import to all CCC’s own buildings and street lighting across the year, it is expected that the Council would produce an excess of electricity from March to October, but there would be a deficit from November to February.

2.6 Table of forecast monthly use and generation

Month	Forecast total volume imported to all CCC sites (MWh)	Forecast total volume exported from NASF (MWh)	Forecast volume that could be netted off (MWh)	Forecast remaining volume to import (MWh)	Forecast excess generation to sell (MWh)
October 2024	1,541	2,338	1,541	-	797
November 2024	1,740	1,275	-	465	-
December 2024	1,867	887	-	980	-
January 2025	1,921	853	-	1,068	-
February 2025	1,640	1,463	-	177	-
March 2025	1,601	2,964	1,601	-	1,363
April 2025	1,104	4,689	1,104	-	3,585
May 2025	1,013	4,950	1,013	-	3,937
June 2025	935	5,112	935	-	4,176
July 2025	1,004	4,832	1,004	-	3,828
August 2025	1,033	3,964	1,033	-	2,931
September 2025	1,117	3,599	1,117	-	2,482
Year total	16,514	36,925	9,348	2,689	23,099

The forecast import volumes are somewhat uncertain and subject to change each year, but this is the best estimate based on the information we have.

2.7 Procurement of specialist energy market advisors . The procurement of specialist energy market advisors approved by EGI committee in December 2022 was temporarily paused whilst the netting off options were explored alongside the potential Council’s import

contract. The procurement will now look to recommence but will be adapted to accommodate the electricity sales from North Angle Solar Farm sitting initially outside of the procurement due to the timing. This will change the 'benefit' in the procurement and potentially the range of specialist consultants that apply. However, the need for specialist consultancy for the energy projects remains for this year and to inform the detailed project design for battery storage projects informed by the market opportunities. Batteries offer the advantage of managing peaks in energy demand and smoothing out any supply volatility which can significantly improve income generation potential from renewable assets.

- 2.8 **Wholesale pricing versus Retail pricing.** For grid dependent PPAs the electricity is sold at the 'wholesale price' (also known as the commodity price). The current indicative price in the market for a large solar array exporting directly to the grid, without any onsite energy demands like EV charging, is approximately £145/MWh. This has come down in recent months from the peak last summer of around £300/MWh. There will be some variation between PPA providers in terms of price but there will not be a significant degree of variation. The 'retail price' that end users pay who import electricity from the grid comprises both the wholesale/commodity price and an assortment of 'non-commodity' charges such as transmission and distribution network charges, fees and taxes. These non-commodity charges are the same no matter who the supplier is and apply as long as the electricity passes through the grid (but not in the case of private wires).
- 2.9 Part of the reason that there isn't great variation in prices offered in the market is because approximately 50% of the retail price of electricity arises from non-commodity charges such as grid related transmission charges and green levies. This means that the wholesale price of electricity bought and sold through PPAs tends to be around 50% of the retail price of electricity. An opportunity currently being explored is Corporate PPAs, known as 'sleeved PPAs'. Large organisations with high scope 2 carbon emissions and limited options for onsite reductions could be interested in purchasing a Corporate PPA, for assets like North Angle Solar Farm. The benefit to the purchasing organisation is the transfer of the Renewable Energy Guarantee of Origin (REGOs) from our renewable energy assets with the sale of the electricity. This provides the purchaser with the opportunity to retire the REGOs and claim the scope 2 emission reductions, supporting their Net Zero ambitions. Further exploration of this opportunity, supported by specialist advice that understands the market demand for these types of agreement and likely income, is underway. It is this expert advice that is needed to optimise income.
- 2.10 **Risk Management.** The current key risk is to get in place a PPA for selling the electricity for North Angle Solar Farm. The timescales are now tight timescales for entering into a PPA and the impact if this does not occur is income loss to the council. To manage the Council's income risk from PPAs the following plan is proposed.
- a) The export and import contracting arrangements for electricity are separate contracts. Decouple the decision making on the import contract from the export opportunities.

- b) Put in place the most financially viable option for NASF between:
 - I. A standard PPA agreement secured as a one-off consultancy process to procure a short-term contract starting in July to secure the income; or
 - II. A netting off arrangement to be agreed with the approved import supplier, whomever is agreed at Strategy and Resource Committee, if this is possible with the selected import supplier.
- c) Given that the Council's electricity import contract expires at the end of September 2024 and a new 4-year contract starts from the beginning of October, it is possible that different arrangements could be made for each contractual period in terms of sale of export electricity for NASF. Options include PPA, followed by netting off, or the reverse, or a PPA for both or a netting off agreement for both. The optimum options for each contract period will be selected based on point b above.
- d) The selected import provider could provide this PPA or an alternative provider.
- e) This would also allow more time to assess what benefits self-supply offers for the Council's Climate and Environment Strategy, if any.
- f) Retain Triangle Farm in the procurement for specialist advisors and proceed with the procurement approved by EGI committee in December 2022. This will allow time to procure and for the procured advisors to support the PPA negotiations for St. Ives and Triangle Farm.
- g) Include North Angle Solar Farm in the procurement for specialist advisors, but from year 2 of the contract. This means the short-term timeline and income risk are managed but that the Council can bring all the PPAs back together under the specialist advisors for more strategic solution.
- h) Use delegated authority to enter into new PPAs, outside of the committee cycles, to enable the Council to enter into the most optimal available agreements as needed, many of which are likely to have short expiry dates.
- i) Build the Council's knowledge, capacity and understanding of the sustainability impacts of different export options, which will be a factor in decisions about which contractual options to pursue in the future;

3. Alignment with corporate priorities

3.1 Environment and Sustainability

Agreeing a plan for the management of all income from large renewable energy projects will support the Council in delivering its Net Zero ambitions and support the development of a more resilient local energy economy.

3.2 Health and Care

The selling of clean electricity via Power Purchase Agreements has no health impacts but the generation of the electricity from renewables offers health benefits from cleaner air and managing climate risks.

3.3 Places and Communities

Local renewable energy projects can supply clean energy to local businesses to help build local energy resilience and deliver their scope 2 emissions reductions on their journey to net zero.

3.4 Children and Young People

No significant implications

3.5 Transport

The smart energy grid projects on the Council's park and ride sites include sale of clean electricity for electric cars, buses and taxis, supporting the decarbonisation of transport

4. Significant Implications

4.1 Resource Implications

The procurement of specialist consultancy will help the Council to identify the best opportunities to maximise its income from its energy investments. Existing staff resources from the energy, finance and procurement teams will need to support the PPA contracting or netting off arrangement.

4.2 Procurement/Contractual/Council Contract Procedure Rules Implications

All procurement activity will be compliant with the Council's Contract Procedure Rules.

4.3 Statutory, Legal and Risk Implications

The Council will need to enter contractual arrangements for the PPAs.

4.4 Equality and Diversity Implications

There are no significant implications within this category.

4.5 Engagement and Communications Implications

There are no significant implications within this category.

4.6 Localism and Local Member Involvement

There are no significant implications within this category.

4.7 Public Health Implications

There are no significant implications within this category.

4.8 Environment and Climate Change Implications on Priority Areas:

4.8.1 Implication 1: Energy efficient, low carbon buildings.

Positive/neutral/negative Status: Positive

Explanation: This does not involve any buildings, however, it will enable the Council to further develop renewable energy projects supporting decarbonisation of Council and other buildings.

4.8.2 Implication 2: Low carbon transport.

Positive/neutral/negative Status: Neutral

Explanation: The PPA arrangements will not directly deliver low carbon transport however some projects have incorporated EV charging infrastructure. On balance this is neutral.

4.8.3 Implication 3: Green spaces, peatland, afforestation, habitats and land management.

Positive/neutral/negative Status: Neutral

Explanation: This does not involve any impacts on the above for the PPA contracting and any physical impacts were dealt with through the physical construction of the energy assets.

4.8.4 Implication 4: Waste Management and Tackling Plastic Pollution.

Positive/neutral/negative Status: Neutral

Explanation: This does not involve the creation of any waste.

4.8.5 Implication 5: Water use, availability and management:

Positive/neutral/negative Status: Neutral

Explanation: This does not involve any water use.

4.8.6 Implication 6: Air Pollution.

Positive/neutral/negative Status: Neutral

Explanation: See 4.8.2

4.8.7 Implication 7: Resilience of our services and infrastructure and supporting vulnerable people to cope with climate change.

Positive/neutral/negative Status: Neutral

Explanation: PPAs exporting electricity to the grid do not directly enhance grid resilience, as when the grid is down, they will not operate. However, in some cases there is an indirect resilience benefit, where connected to local off-takers like Swaffham Prior, they potentially make a carbon saving project viable, by providing electricity through private wire, when the grid is operational.

Have the resource implications been cleared by Finance? Yes

Name of Financial Officer: Sarah Heywood

Have the procurement/contractual/ Council Contract Procedure Rules implications been cleared by the Head of Procurement and Commercial? Yes

Name of Officer: Clare Ellis

Has the impact on statutory, legal and risk implications been cleared by the Council's Monitoring Officer or Pathfinder Legal? Yes or No

Name of Legal Officer: Linda Walker

Have the equality and diversity implications been cleared by your EqIA Super User?

Yes

Name of Officer: Sheryl French

Have any engagement and communication implications been cleared by Communications?

Yes

Name of Officer: Kathryn Rogerson

Have any localism and Local Member involvement issues been cleared by your Service Contact? Yes

Name of Officer: Sheryl French

Have any Public Health implications been cleared by Public Health?

Yes or No

Name of Officer: Kate Parker

If a Key decision, have any Environment and Climate Change implications been cleared by the Climate Change Officer?

Yes

Name of Officer: Emily Bolton

5. Source documents

5.1 Source documents

- Climate Change and Environment Strategy 2022
- Procurement of technical consultancy to support revenue optimisation, 18 December 2020

- Procurement of technical consultancy to support revenue optimisation on the large energy projects, 01 December 2022 and decision.
- Electricity Procurement for 2024-28, 26 January 2023 and decision.

5.2 Location

- Climate Change and Environment Strategy 2022

[Climate Change and Environment Strategy 2022](#)

- Procurement of technical consultancy to support revenue optimisation, 18 December 2020

[Procurement of technical consultancy hyperlink](#)

- Procurement of technical consultancy to support revenue optimisation on the large energy projects, 01 December 2022 and decision.

Paper - [Procurement of technical consultancy to support revenue optimisation on the large energy projects hyperlink](#)

Decision - [Procurement of technical consultancy to support revenue optimisation on the large energy projects decision hyperlink](#)

- Electricity Procurement for 2024-28 and decision.

Paper - [Electricity Procurement for 2024-28 hyperlink](#)

Decision - [Electricity Procurement for 2024-28 decision](#)

[Procurement of technical consultancy to support revenue optimisation on the large energy projects \(cmis.uk.com\)](#)

Update on delivery of the Climate Change and Environment Strategy (CCES) Action Plan

To: Environment & Green Investment Committee

Meeting Date: 16 March 2023

From: Executive Director Place & Sustainability

Electoral division(s): All

Key decision: No

Forward Plan ref: n/a

Outcome: Report progress delivering the 2022 Climate Change and Environment Strategy Action Plan

Recommendation: Committee is asked to:

- a) Note progress delivering the CCES Action Plan including the challenges highlighted in section 2.
- b) Approve suggested updates to the Action Plan set out in paragraph 2.2.
- c) Support the development of a new risk-based approach for future progress reporting as set out in section 3 and bring a further progress report in the new format in six months to Committee to inform business planning

Officer contact:

Name: Emily Bolton
Post: Climate Change Strategy Manager
Email: emily.bolton@cambridgeshire.gov.uk
Tel: 01223 714732

Member contacts:

Names: Councillors Lorna Dupré / Nick Gay
Post: Chair/Vice-Chair
Email: lorna.dupre@cambridgeshire.gov.uk; nick.gay@cambridgeshire.gov.uk
Tel: 01223 699831

1 Background

- 1.1 Full Council approved a refreshed Climate Change and Environment Strategy (CCES) in February 2022. Reaching across three areas - mitigation, adaptation, and natural capital - the strategy sets out how the Council will support our communities, businesses and wildlife to thrive while reducing carbon and dealing with the effects of the changing climate.
- 1.2 Targets were agreed across the three areas, with a headline target for Cambridgeshire to be net zero by 2045. Other targets are to:
- By 2025: Understand and grow our natural capital account to benefit people and nature
 - By 2030:
 - The Council will reduce emissions from our buildings and fleet transport to net zero (scopes 1&2)
 - The County Council will reduce its supply chain emissions (all scope 3) by 50.4%
 - Improve our Biodiversity across the Council's whole estate
 - By 2045:
 - Support our communities and businesses to decarbonise
 - All Council buildings and infrastructure to be resilient to climate change impacts
- 1.3 To secure delivery of the strategy, an Action Plan was approved as a “live” document to which amendments and new actions could be added as greater knowledge and further evidence come forward.
- 1.4 A three-phase resourcing and mobilisation plan sits alongside the strategy. Phase 1 is the Enabling Net Zero Programme, funded by the Council's Just Transition Funding to address the organisational barriers to reduce carbon emissions in the work and policy making we do. Interventions include upskilling, building capacities, aligning resources and policies, and implementing key projects already underway. Phase two and three resourcing and mobilisation plans will follow and include adaptation and natural capital to bring all the work on the Climate Change and Environment Strategy together.
- 1.5 The Phase 1 Enabling Net Zero Programme primarily focuses on the barriers to mitigation and in January 2023 E&GI were updated on its progress. This report provides a wider update on all actions within the CCES Action Plan and proposes a risk-based methodology for future reporting.

2 Action Plan Progress

- 2.1 The CCES action plan, as approved in February 2022, has 54 actions. It is

proposed in 2.2 to add additional actions currently sat only in the Enabling Net Zero Programme. See appendix 1 for full Action Plan and RAG status for each action. The RAG Status for each action has been set per the below:

- **Green:** Action is progressing as anticipated without major challenge. While the original target date for completion may be extended, the action is progressing well. (33 actions, 58%)
- **Amber:** Action has commenced and/or part completed, but further progress has been delayed, slower than anticipated or requires external input (resource, funding etc) to progress further. (20 actions, 36%). Of these actions:
 - Ten will be facilitated through skills enhancements, projects and resources secured under the ENZ Programme.
 - Three require greater alignment with partners to move towards green; and
 - One (action 49 on waste disposal options) has slowed due to dealing with immediate legislative changes putting pressure on officer time. Once this pressure clears officers will refocus on this action.
- **Red:** Actions where delivery has either not commenced, or where significant challenges to delivery are preventing progress. (3 actions). The status of these actions is:

Action	Status	Next Steps/Continuing issues
Action 11: Develop and implement a policy for the use of chemical pesticides and herbicides across all CCC assets, with a view to minimising their use as far as possible while acknowledging the specific needs and requirements of different asset types.	Not started	Proposed route to delivery is to include within the Biodiversity Strategy currently under development.
Action 24: Transition all corporate transport fleets (e.g., gritters, mobile libraries, highways fleet, pool and hire car & vans etc), to low carbon alternatives, e.g., EV (Electric Vehicle), e-bikes etc.	Not started	Skills and capacity to manage a centralised fleet management function are under strategic review. Whilst being reviewed, the impact is delaying the delivery of action 22 on workplace EV charging at CCC sites.
Action 29: Explore and develop business models to enable Council investment to upgrade all commercial properties' energy efficiency and to share in the financial benefit from energy reductions	Not Started	Some limited steps driven by legislation to minimum EPC E standards. Route to delivery is building the skills and capacity in the Facilities Management team through the ENZ consultancy work, scoping decarbonisation

		plans for Council’s operational buildings.
--	--	--------------------------------------------

2.2 Action Plan Updates: Since the actions were approved, a number of amendments are suggested. Full details in Appendix 2.

- Actions to be combined – Some of the actions can be delivered together. For example, delivery of a pesticide use policy could be incorporated into the Biodiversity Strategy Full details in Appendix 2 – Proposed Changes to the CCES Action Plan.
- Actions to be added – the ENZ Programme has adopted a number of new actions which can now be included in the CCES Action Plan. For example, inclusion of the NHS Green Plan and Locally Determined Contributions for Net Zero Full details in Appendix 2 – Proposed Changes to the CCES Action Plan.

3 Reporting Going Forward

3.1 In reviewing the CCES action plan using the RAG process, a number of limitations were identified with the methodology. For example, the change over time is not conveyed or the priority and range of actions to achieve targets. This has led to the proposal for a new risk-based approach.

3.2 The Council’s Corporate Risk Framework includes a risk on Climate Change. The CCES is part of the Council’s response to tackle this risk, establishing targets and planned actions. To align reporting of risk management with the CCES, a new approach is under development which will be more dynamic and responsive and inform more clearly the risk to achieving the council’s climate and environment targets.

3.3 The starting point for this approach is defining the impacts to be assessed:

- Appendix 3 – provides a draft impact assessment against which all actions in the action plan can be assessed.

- Appendix 4 – Example Impact Assessment for one of the CCES Targets provides a draft example of how this could be developed for each CCES target.

- 3.4 The benefit of this approach is a more dynamic reporting tool which not only gives an overall delivery risk factor for each target at any one time but will provide a temporal view on how far away delivery or achieving the target is.
- 3.5 The visual challenge moving to this new approach is that reporting in the early years will be at the red end of the risk register, moving towards amber, and only as delivery continues and the council keeps innovating and changing what we do, will it move towards green, and successful achievement of targets. However, this is a more powerful indicator of the pace and direction of travel to achieve the targets and whether further interventions are needed to reach success.
- 3.6 The intention is to refine the methodology and its potential over the coming months and to report in 6 months to help inform business planning. It will provide a gauge, along with the scoping of the phase 2 Net Zero Programme, of where and how the Council needs to adjust what it is doing to achieve its ambitions.

4 Alignment with corporate priorities

4.1 Environment and Sustainability

This report set out how the authority is delivering its environmental ambitions.

4.2 Health and Care

Investing in measures and interventions that tackle climate change can also bring health benefits to our communities.

4.3 Places and Communities

No significant implications.

4.4 Children and Young People

Young people will live with the legacy of our actions today on climate. To achieve a Just Transition, the pace and scale of carbon emissions reductions must increase significantly and climate resilience, or costs will fall disproportionately on future generations increasing poverty and inequalities. Upskilling all services and the 4300 staff through this programme will look to accelerate change and create a more sustainable future for young people

4.5 Transport

The CPICC identified cutting car miles and improving active travel as important areas of work for the decarbonisation of transport. These are captured in the Enabling Net

Zero Programme in a number of ways including the decarbonisation plans for the construction and maintenance of highways, sustainable travel policy for staff, and supporting EV charge point delivery.

5 Significant Implications

5.1 Resource Implications

There are no significant implications within this category.

5.2 Procurement/Contractual/Council Contract Procedure Rules Implications

There are no significant implications within this category.

5.3 Statutory, Legal and Risk Implications

The proposed new approach, if supported, will offer a more dynamic risk-based approach to reporting progress.

5.4 Equality and Diversity Implications

There are no significant implications within this category.

5.5 Engagement and Communications Implications

There are no significant implications within this category.

5.6 Localism and Local Member Involvement

There are no significant implications within this category.

5.7 Public Health Implications

Actions within the action plan can positively contribute to health and wellbeing outcomes.

5.8 Environment and Climate Change Implications on Priority Areas

Actions within the action plan positively support delivery of all priority areas within the CCES.

Have the resource implications been cleared by Finance? Yes,
Name of Officer: Sarah Heywood

Have the procurement/contractual/ Council Contract Procedure Rules implications been cleared by the Head of Procurement and Commercial? Yes
Name of Officer: Clare Ellis

Has the impact on statutory, legal and risk implications been cleared by the Council's Monitoring Officer or Pathfinder Legal? Yes

Name of Officer: Linda Walker

Have the equality and diversity implications been cleared by your EqIA Super User? Yes

Name of Officer: Sheryl French

Have any engagement and communication implications been cleared by Communications? Yes

Name of Officer: Kathryn Rogerson

Have any localism and Local Member involvement issues been cleared by your Service Contact? Yes

Name of Officer: Sheryl French

Have any Public Health implications been cleared by Public Health? Yes

Name of Officer: Iain Green

If a Key decision, have any Environment and Climate Change implications been cleared by the Climate Change Officer?

Not applicable.

6 Source documents

6.1 Source documents

[Part 1 - Climate Change and Environment Strategy 2022 \(CCES\)](#) [link]

[Part 2 – CCES Technical Report](#) [link]

[Part 3 – CCES Action Plan](#) [link]

[Committee Report - Enabling Net Zero Programme Update](#) [Link]

7 Appendix 1 – CCES Action Plan including RAG Status

8 Appendix 2 – Proposed Changes to the CCES Action Plan

Proposed change	Rationale	New Action
Reword action 14	<p>Original wording: Develop principles to mitigate carbon, adapt to climate change and minimise impacts on nature for inclusion in all council strategies and policies</p> <p>Since this action was drafted, the principle of Net Zero by design is under development and therefore the original action is now included into this action.</p>	<p>Develop Net Zero by Design guidance to support officers to embed carbon reduction approaches into all aspects of their roles. Including: design, delivery, budgeting, governance and decision making</p>
Combine actions 11 and 25	<p>These relate to biodiversity. Action 11 seeks a Pesticide Minimisation Policy while action 25 required a Biodiversity Strategy for the authority. These can be brought together into a single policy piece to avoid confusion and a proliferation of separate strategic documents.</p>	<p>Develop and implement a Biodiversity Strategy for the Council and County to describe how and where biodiversity enhancement can take place.</p> <p>To include:</p> <ul style="list-style-type: none"> • Mapping of existing assets and biodiversity audits to understand existing biodiversity assets and site conditions • Develop site specific improvement plans to deliver appropriate actions to bring site into positive conservation management • Identification of opportunities for residents to take part and engage in delivery of improvement plans, ongoing maintenance and monitoring • Ongoing monitoring programme to measure progress towards 20% net gain • A policy on how the Council uses chemical herbicides and pesticides on its land

Proposed change	Rationale	New Action
Combine actions 6 and 52	These relate to improving carbon and biodiversity outcomes of new and existing highways schemes. All are being delivered through the Technical Workstream of the ENZ Programme.	Develop and deliver carbon reductions and biodiversity enhancement on highways maintenance and construction programmes including lifecycle carbon analysis, delivery of 20% biodiversity net gain and resilience of materials to the changing climate.
Combine actions 25 and 26	These are both procurement related and collectively form different parts of an overarching repositioning of carbon and environment within our procurement and contracts.	Support officers to embed carbon and climate into standards procurement approaches and contract management. For example, via Sustainable Procurement Guidance and standardised evaluation questions”
Create action 55 from ENZ Programme	This action is from the ENZ Programme only. IT builds from existing actions in the CCES to further embed climate and environment into our HR processes.	Embed climate and environment into HR processes, including: <ul style="list-style-type: none"> • Workforce/People strategies review and alignment to climate strategy (Job roles, our conversations). • Net zero into the recruitment process (advertising, induction process) • Induction for new staff - triggered to think about Climate change from the start • All staff have an Outcome on net zero and a training objective in their 'Our Conversations
Create action 56 from ENZ Programme	This action builds from others within the action plan, and seeks to support and engage officers, ensuring they feel empowered to make changes in their roles.	Develop and deliver an internal engagement programme to support officers to embed learning and guidance into their roles and deliver cross-organisational behavioural change.

9 Appendix 3 – Proposed Impact Assessment

9.1 Impact of Non-Delivery of the Action on Target Delivery

Impact	Impact Types					Impact Factor
	Relative risk of climate impacts to CCC services	Carbon Reduction/biodiversity net gain	Delivery of CCC Corporate Priorities <i>(other than Environment & Sustainability)</i>	Path Dependency – delivery of long-term transition	Reputation	
High	Massive disruption to business/ services. Recovery difficult or even impossible.	Negligible benefit to target delivery	Significant, wide ranging and long-term co-benefits supporting all CCC corporate priorities	Immediate, isolated change only	Permanent public / multistakeholder reputational impact, severely affecting business continuity and wider partnerships	5
High-moderate	Major disruption to business/service delivery. This could be through a single event or a series of outages.	Minor or only indirect carbon reductions and/or biodiversity net gains towards delivery the targets.	Opportunity for significant and/or wide-ranging co-benefits supporting 3 or more CCC Corporate Priorities is lost	Short term change only	Long-standing public / multistakeholder reputational impact, requires major intervention to overcome over long-term	4
Low-Moderate	Some customers dissatisfaction but business/services restored before any major impacts.	Moderate direct or significant indirect carbon reductions or biodiversity net gains delivered towards the targets.	Opportunity for some co-benefits delivered and/or supports 2 or more CCC corporate Priorities is lost	Medium term change delivered	Wider reputational impact, requires moderate intervention to overcome	3
Low	Minor/short-term inconvenience for business/service users and staff. Services quickly restored.	Significant carbon reduction and/or biodiversity net gain delivered against the targets.	Opportunity for a few co-benefits or only delivers Environmental corporate Priority is lost	Delivers long-term change, but requires continual inputs to sustain	Marginal / temporary reputational impact that can be readily overcome.	2
Very Low	Negligible. No impact on business/services.	Fully delivering target and contributing to significant and permanent direct carbon reduction and/or biodiversity net gain delivered	No loss of opportunity as action delivers no/negligible co-benefits	Delivers sustained, long-term change	Low-level impact to reputation	1

9.2 Likelihood matrix for define how likely occurrence of the impact(s) is. This is effectively a proxy for how well the action is progressing

Level	Likelihood of delay Factor
High	5
High- moderate	4
Low-Moderate	3
Low	2
Very Low	1

9.3 Risk Matrix

Likelihood	5	5	10	15	20	25	<table border="1"> <tbody> <tr> <td>1 - 2</td> <td>Very Low</td> </tr> <tr> <td>3 - 4</td> <td>Low</td> </tr> <tr> <td>5 - 10</td> <td>Low-Moderate</td> </tr> <tr> <td>11 - 15</td> <td>High-moderate</td> </tr> <tr> <td>16 - 25</td> <td>High</td> </tr> </tbody> </table>	1 - 2	Very Low	3 - 4	Low	5 - 10	Low-Moderate	11 - 15	High-moderate	16 - 25	High
	1 - 2	Very Low															
	3 - 4	Low															
	5 - 10	Low-Moderate															
	11 - 15	High-moderate															
	16 - 25	High															
4	4	8	12	16	20												
3	3	6	9	12	15												
2	2	4	6	8	10												
1	1	2	3	4	5												
	1	2	3	4	5												
	Impact																

10 Appendix 4 – Example Impact Assessment for one of the CCES Targets

Note – this is an excerpt only

Target : The Council will reduce emissions from our buildings and fleet transport to net zero by 2030 (scopes 1&2)

Initial RAG Status			New Average RAG Status		
Severity	Likelihood	Risk	Severity	Likelihood	Residual Risk
5	4	20	5	3	15

Mitigations

No.	Action	RAG			Delivery Status	Action Plan Target Date	Updated Target Date (Jan 2023)	Co-Benefits - number of corporate priorities	Transport, Health & Care, Places & Communities, Children & Young People
		Impact	Likelihood	Residual Risk					
1	Embed climate/environment into decision making across the organisation, including: - All committee paper templates incorporate a requirement for officer clearance of implications of climate change impacts, carbon footprints and adaptation and environmental impacts, to help inform decision	5	2	10	In progress	2021	Ongoing action	0	
2	Develop and upskill officers' capability to undertake (or commission) lifecycle analysis when procuring construction goods and services to ensure minimisation of carbon emissions and waste.	3	2	6	In progress	ongoing	ongoing	1	transport
5	Incorporate the principles of the CCES into the Council's Asset Strategy and develop and deliver a programme of reductions to the environmental impact of the Council's existing built assets, including: - Maximising energy efficiency - Maximising renewable generation at our assets - Minimising reliance on fossil-fuels, targeting removal of gas/oil systems by 2025 - Maximising biodiversity potential, targeting 20% net gain - Minimising waste, especially water through use of water saving and grey water approaches - Are resilient to extreme weather events and fitted with appropriate passive building adaptations	5	2	10	In progress	2022	2023	4	Transport, Health & Care, Places & Communities, Children & Young People
12	Develop a sustainable travel policy for all CCC staff, encouraging and enabling use of lower carbon alternatives.	5	4	20	In progress	2023	2023	2	Transport, Places & Communities
13	Develop and deliver a training programme to upskill all CCC staff (and Members where possible) on carbon, climate, and biodiversity to enable improved decision making and delivery of other actions. Type of training to reflect needs of different types of staff.	4	3	12	Delivery	2023 (to have programme established)	2023	4	Transport, Health & Care, Places & Communities, Children & Young People
14	Develop principles to mitigate carbon, adapt to climate change and minimise impacts on nature for inclusion in all council strategies and policies	2	2	4	In progress	2023	2023	4	Transport, Health & Care, Places & Communities,
22	Scope all Council building for suitability for workplace EV chargepoints and commence a delivery				Delivery		2024	1	Transport

TARGETS											
No.	Understand and grow our natural capital account to benefit people and nature by 2025	The Council will reduce emissions from our buildings and fleet transport to net zero by 2030 (scopes 1&2)	The County Council will reduce its supply chain emissions (all scope 3) by 50.4% by 2030	Improve our Biodiversity across Council estate by 2030	Cambridgeshire carbon emissions will be net-zero by 2045	Support our communities and businesses to decarbonise by 2045	All Council buildings and infrastructure to be resilient to climate change impacts by 2045	Action	Delivery Status	RAG Status Green = on track Yellow = delayed/stalled Red = not started/off track	Action Plan Target Date
1		✓	✓	✓	✓	✓	✓	Embed climate/environment into decision making across the organisation, including: - All committee paper templates incorporate a requirement for officer clearance of implications of climate change impacts, carbon footprints and adaptation and environmental impacts, to help inform decision making - Embed climate impact assessment across the organisations, particularly at key decision stages of projects/proposals	In progress	Continuing to sign off committee papers. Work on improving integrated impact assessments and incorporate carbon and environment is underway.	2021
2		✓	✓		✓			Develop and upskill officers' capability to undertake (or commission) lifecycle analysis when procuring construction goods and services to ensure minimisation of carbon emissions and waste.	In progress	Work ongoing with contractors to understand lifecycle analysis, particularly in highways. Working with GCP and CPCA to ensure strategic alignment of approach and methodology	ongoing
3	✓		✓		✓	✓		Strengthen environmental requirements within Social Value portion of procurement specifications, specifying expected outcomes where appropriate and monitoring delivery via robust contract management	In progress	Social Value Portal in place. Implementing on larger contracts	2022
4					✓	✓		Work with the Districts, CPCA and GCP to develop and deliver a joint Public EV charging infrastructure delivery plan to enable residents without access to off-street parking to switch to electric vehicles. Making use of different types of Council asset -e.g., car parks, P&R, highways	In progress	Delayed while awaiting LTCP and Alternative Fuel Strategy to ensure alignment. EV Charging Strategy now under development.	2022
5		✓	✓	✓			✓	Incorporate the principles of the CCES into the Council's Asset Strategy and develop and deliver a programme of reductions to the environmental impact of the Council's existing built assets, including: - Maximising energy efficiency - Maximising renewable generation at our assets - Minimising reliance on fossil-fuels, targeting removal of gas/oil systems by 2025 - Maximising biodiversity potential, targeting 20% net gain - Minimising waste, especially water through use of water saving and grey water approaches	In progress	Focus to date has been on retrofit. Piecemeal delivery to date is successful, e.g., in specifications for new build schools. Funding levels are a particular challenge	2022
6	✓		✓	✓	✓		✓	Develop and deliver Carbon reduction and Biodiversity Strategy's for the Highways Management contracts, considering lifecycle analyse, adaptation and use of materials.	In progress	In development, funded through the ENZ Programme. Proposed to combine with action 53	2022
7	✓			✓	✓		✓	Develop an overarching Tree and Woodland Strategy for the Council and County. For County Council assets, this should look to deliver policy to set out principles by which the Council will plant and manage its tree assets to maximise carbon and biodiversity benefits	In progress	Interim strategy approved Autumn 2022. Tree Survey being commissioned to underpin full strategy for Winter 2023.	2022
8	✓				✓	✓		Produce an External Climate Change and Environment Communications and Engagement Plan to provide residents, communities, and businesses information on the challenges of climate change, enable them to make the right choices to reduce their environmental impact and signpost to actions our communities can take along with funding opportunities. To incorporate: - Carbon footprinting - Waste minimisation - Incorporation of climate into neighbourhood plans	In progress	Communications strategy drafted. Recruitment into Communications Team funded by Net Zero Programme has completed. Capacity now in place to deliver this action and associated communications plan.	2022
9			✓		✓	✓		Detailed scoping of a Cambridgeshire Decarbonisation Fund to manage hard to treat carbon emissions for set up by 2023/2024. Work with businesses and partners (CPCA, Local Authorities) to set this up and build the pipeline of projects that can access funding. Set up of a carbon business advisory service for SME's.	In progress	Scoping of this action as part of the ENZ programme is underway.	2022
10			✓					Develop and deliver an offsetting strategy to enable the Council to consider options for dealing with its residual "hard to prevent" emissions through offsetting within the Council's assets.	In progress	Delayed due to resourcing. Project development now underway.	2022
11	✓			✓				Develop and implement a policy for the use of chemical pesticides and herbicides across all CCC assets, with a view to minimising their use as far as possible while acknowledging the specific needs and requirements of different asset types.	Not Started	Propose this action is delivered via the Biodiversity Strategy (Action 25)	2022
12		✓			✓			Develop a sustainable travel policy for all CCC staff, encouraging and enabling use of lower carbon alternatives.	In progress	Gathering of evidence base and best practice is underway to inform the strategy.	2023
13	✓	✓	✓	✓	✓		✓	Develop and deliver a training programme to upskill all CCC staff (and Members where possible) on carbon, climate, and biodiversity to enable improved decision making and delivery of other actions. Type of training to reflect needs of different types of staff.	Delivery	Training underway across the authority. Skills analysis underway to determine additional needs	2023 (to have programme established)
14	✓	✓	✓	✓	✓		✓	Develop principles to mitigate carbon, adapt to climate change and minimise impacts on nature for inclusion in all council strategies and policies	In progress	Proposed re-word to reflect Net Zero by Design work. NZ by design scoping complete.	2023
15	✓			✓				Continue to designate and support non-designated heritage assets, many of which can be managed to create a better environment for residents and for heritage itself.	Delivery	Continuing to improve interpretation at several scheduled monuments	
16			✓		✓	✓		Identify opportunities on County Council assets to trial new technologies, including electrolysis of hydrogen using solar PV and carbon capture and storage mechanisms	In progress	Work continues to deliver projects and establish a pipeline of future opportunities.	2023
17	✓						✓	Update county-wide Flood and Water Supplementary Planning Document (SPD) to reflect the evolution of national and local planning policies and the need for adaptive measures	In progress	Under development. Completion due 2024	
18			✓		✓	✓		Work with partners in the Cambridgeshire and Peterborough Waste Partnership (RECAP) to embrace changes within the Environment Act and the emerging Waste and Resource Strategy to align with the principles of the circular economy to promote more sustainable waste management practices.	In progress	Awaiting full guidance from DEFRA. Updated Joint Waste Strategy due 2024.	2023
19	✓				✓	✓		Support Cambridgeshire and Peterborough Local Authority Partners to develop their Local Plans that include policies to: - reduce carbon emissions in line with government's carbon budgets or locally agreed standards if these deliver reductions faster - incorporate adaptive measures to the changing climate, including use of blue/green infrastructure - deliver positive environmental and biodiversity net gain for green spaces.	In progress	Planning continues to leverage inputs within the bounds of their planning functions. Involvement in the Natural Environment Policy and Planning Forum influences on biodiversity and nature.	ongoing
20	✓				✓	✓		Collaborate with the Greater Cambridge and Greater Peterborough Combined Authority on its non-statutory spatial plan to ensure energy, water and electrified transport infrastructure facilitates carbon emissions reductions, supports adaptation measures to climate change impacts and delivers 20% net gain	In progress	Work with the e Natural Environment Policy and Planning Forum and LNRS collaborations support this action	ongoing
21					✓	✓		Work with all stakeholders to develop a Local Area Energy Plan to deliver smart energy infrastructure to facilitate a net zero Cambridgeshire at lowest cost	Delivery	Working group to deliver this action has been established. Including engagement with UKPN.	2024

22		✓	✓		✓			Scope all Council building for suitability for workplace EV chargepoints and commence a delivery programme to facilitate staff and fleet transition to EV at all suitable locations	Delivery	Delays to delivery of current 18 chargepoints. scoping of wider sites not yet commenced.	
23				✓		✓		Improve management of highways to deliver environment net gains, including management of verges for biodiversity value. Assessment of all highway's assets and implementation plan in place by 2023. To include: - Data gathering (surveys and checking highways mapping) and consultation with PCs. - Training for Parish Councils on the ground.	Delivery	Pilot schemes are in delivery.	2030
24		✓			✓			Transition all corporate transport fleets (e.g., gritters, mobile libraries, highways fleet, pool and hire car & vans etc), to low carbon alternatives, e.g., EV (Electric Vehicle), e-bikes etc.	Not Started	Gap in Fleet Management function identified and raised internally. Significant progress slowed due to lack of capacity.	2030
25	✓				✓		✓	Develop and implement a Biodiversity Strategy for the Council and County to describe how and where biodiversity enhancement can take place. For County Council assets- including wildlife sites, highways, rural estate and others – this should look to deliver improved environmental outcomes, adaptation, and a doubling of nature. To include: - Mapping of existing assets and biodiversity audits to understand existing biodiversity assets and site conditions - Develop site specific improvement plans to deliver appropriate actions to bring site into positive conservation management - Identification of opportunities for residents to take part and engage in delivery of improvement plans, ongoing maintenance and monitoring - Ongoing monitoring programme to measure progress towards 20% net gain	Delivery	Biodiversity audit has been commissioned to start in survey season in 2023. Proposed to incorporate action 11 into this action.	2030
26			✓	✓	✓			Establish an environmental policy for procurement to guide specification writing and support specification authors to fully consider climate change and environmental impacts of their tender.	Delivery	Sustainable Procurement Policy approved. Net Zero by design guidance under development. Carbon Charter in place. Template evaluation question on climate/environment in use. Proposed to merge with action 27.	2023
27			✓	✓	✓			Contract managers to identify key review points for existing contracts and to work with existing contractors to prepare them for carbon and environmental reporting (e.g., biodiversity net gain and reduction of single use plastics)	In progress	Underway, with procurement team identifying key contract review/renewal points. Proposed to merge with action 26.	
28			✓	✓	✓	✓		Develop the council's approach to managing our leased-out properties (rural, and built) to, where possible, include or strengthen requirements for tenants to implement methods that are environmentally beneficial. For example: encouragement for carbon reduction measures, adaptation measures (i.e. water reservoirs to use in drought) and positive management of wildlife interest	In progress	A single approach has not been established yet. However, as farm tenancies are renewed some environmental elements are strengthened. There is a potential tension between commercial and environmental outcomes that requires greater time to work through.	
29			✓		✓	✓		Explore and develop business models to enable Council investment to upgrade all commercial properties' energy efficiency and to share in the financial benefit from energy reductions	Not Started	Some limited work in response to legislation (MEES). Current focus has been on CCC assets where we pay the bills. Technical feasibility work is required to progress this action - requires resource to deliver.	ongoing
30				✓	✓			Work through the planning system with partners to influence and educate officers and developers to reduce the carbon impact of waste collection infrastructure for new developments	In progress	All CCC planners have received Carbon Literacy Training, and continue to apply this to influence developers.	2030
31				✓	✓			Work with partners, like the CPCA and businesses, to encourage commercial fleets – including buses and delivery vehicles in urban areas (where many of the air quality exceedances are) – to move to electric vehicles	Delivery	Various collaborative projects underway, including collaboration on Air Quality Management Areas. Further progress on this ties in with EV infrastructure roll out.	2030
32					✓	✓		Work in partnership with our strategic transport partners to ensure policy and new schemes promote the travel hierarchy and contribute to carbon reductions, including: Work with CPCA, CPCA to fully understand and understand to use the "Strategic first choice" for Cambridge residents through	Delivery	Delivery of various active travel projects. Inputting to GCP/CPCA strategic plans continues.	2030
33	✓				✓	✓		Work with the Greater Cambridge Partnership to deliver infrastructure to support the decarbonisation of housing, jobs, and transport through collaborations on electricity infrastructure upgrades, electric vehicle charging facilities, low carbon heating solutions and net gain.	In progress	Funding for investment in grid upgrades for the Greater Cambridge east area has been secured through RII02 business plan the UKPN agree with Ofgem	2030
34	✓				✓	✓		Work in partnership with the public and private sector to design, develop and deliver new infrastructure across the Cambridge-Oxford ARC that supports new communities to live net -zero carbon lifestyles and ensure water security and biodiversity benefits.	In progress	CCC attend the Ox-Cam Environment Group. Inputting where possible and new governance is being developed (Ox-Camb Partnership Environment Sub Group) to strengthen the partnership. Specific focus on improving nature and water is being delivered and evidence	2030
35						✓		Work with the Local Resilience Forum to ensure climate change impacts are included on its risk register including specific response measures for key groups	In progress	Ongoing via existing partnerships	2030
36						✓		As Lead Flood Authority, work with the Future Fens Project and Fens Water Partnership, to secure sufficient storage and flood risk management capacity for new and existing buildings and assets on the basis that weather impacts will increase due to human-made climate change	In progress	Ongoing via existing partnerships	2030
37	✓				✓	✓		Work with partners across the public and private sector (e.g. Fenland SOIL) to: - support improvements in the evidence base for Cambridgeshire peatland GHG emissions, soil improvement, research, environmental, social and economic adaptation and reduction of the carbon footprint for our Fen peat landscapes - support partner ambitions (e.g. NFU) to deliver carbon reductions and minimise environmental impacts across the Cambridgeshire agricultural sector	Delivery	Relationships established with a number of existing partnerships. CCC sit on boards of several of these and a project collaborator.	2030
38					✓	✓	✓	Through our Public Health, Social Care and Emergency Planning recovery functions, find ways to help manage the impacts on vulnerable people of severe weather or temperatures, including care homes, to prevent the vulnerable in our communities becoming more susceptible to the impacts of climate change.	In progress	Some elements have been picked up in response to cost of living crisis as well as reactive support following recent extreme weather events, but capacity across teams following CV19 has limited progress to date	none
39			✓	✓	✓			Actively manage the closed landfill portfolio to reduce their environmental impact and identify opportunities to improve biodiversity, create natural habitats and/or generate low carbon energy	In progress	Technical feasibility study underway via ENZ Programme to understand opportunity.	none
40					✓	✓	✓	Work with Cambridgeshire and Peterborough service providers on 'Think Communities' to support and enable our communities to reduce their impact and to build community resilience / Develop place based targeted behaviour change programmes in communities to enable them to reduce their environmental impacts.	In progress	Project ideas scoped. Assessing the support needs of Think Communities team to enable delivery is a key first step. Staff capacity has slowed progress.	
41						✓		Work with partners to develop Natural Flood Management (NFM) projects to allow catchment-wide adaptation to flooding and sea level rise	In progress	Schemes under development.	none
42					✓	✓		Building on work with the Swaffham Prior Community Land Trust, support other oil-based communities to find low carbon heating and hot water solutions to reduce carbon footprints and tackle fuel poverty	In progress	Various projects have been explored with communities and working with FDC on Heat Pump Ready to install ASAHPs. Progress currently piecemeal as reliant on communities to engage/lead	
43					✓	✓		Support residents and communities to access renewable energy technologies. E.g. through collective purchasing schemes, such as solar PV with iChoosr	Delivery	Action on Energy - Launching April 2023, providing supplier lists and funding (where applicable) for domestic energy efficiency. Solar Together delivery has been challenged.	
44	✓				✓		✓	Work with the Local Nature Partnership on the 'Doubling Nature' project and Future Parks Project (FPA), and promote the benefits of blue/green infrastructure for their adaptation benefits to communities	Delivery	Partnerships further developed to support Local Nature Recovery Strategy, and Cambridgeshire & Peterborough Parks Partnership to deliver FPA legacy.	none
45		✓			✓			At each contract renewal, continue to purchase 100% renewable electricity for all buildings and street lighting operated by County Council.	Delivery	Purchasing "green tariff". Exploring mechanisms to self supply to improve green credentials.	none
46		✓	✓		✓		✓	Work with finance and corporate teams to better incorporate climate risk into the annual budgeting process to support wider decarbonisation of service delivery and the communities we support	In progress	Corporate risk register now includes a Climate and Environment risk. Work continues to refine this and ensure the assurance measures included are measurable and appropriate. Integration of climate risk into budgeting processes yet to commence.	ongoing
47	✓	✓	✓	✓	✓	✓	✓	Develop new business models to enable investment into projects supporting mitigation, adaptation, and natural capital. E.g., selling of BNG credits	In progress	BNG credits are progressing via the Lower Valley Farm project, further work on carbon credits is being developed. See also action 9	ongoing

48		✓	✓		✓			Identify and implement mechanisms to improve the data provision for carbon footprinting across all scopes 1,2 and 3	In progress	WS 2 of Net Zero Programme. Additional resource secured. Work ongoing to identify what processes and procedures can be developed to integrate data collection.	
49			✓		✓			Review disposal and treatment mechanisms in use within the waste PFI contract to identify and explore potential solutions that reduce carbon emissions, support circular economy principles, and reduce plastic pollution, in line with the contract timescales. The monitoring and measuring of these reductions will also be required.	In progress	Waste calculator project to find hotspots, explore alternative disposal options. Emergency works to the MBT to ensure compliance with new DEFRA guidance has taken priority	2030
50	✓		✓	✓	✓	✓	✓	Work with schools to support their decarbonisation and improve environmental outcomes, including: - Support schools to retrofit buildings to improve energy efficiency and offering finance mechanisms including lifecycle heating and hot water replacements in schools to be fitted with low carbon solutions, offering energy performance contracts and heat agreements - Encourage purchasing of 100% renewable electricity - Encourage schools to utilise a full range of waste disposal options (e.g. providing recycling to students) - Provide guidance and advice to all schools to enhance and manage their sites for natural capital, such as SuDS and biodiversity enhancement, including tree planting	Delivery	Various schemes delivering this action are on track: Schools Retrofit Programme is ongoing and two "SuDS in School" pilots & guidance	
51					✓	✓		Work with the Districts, CPCA and GCP to improve air quality by: - Strengthening collaboration within existing partnerships to tackle air quality challenges - Developing a shared vision for air quality improvement approaches that maximise the air quality, carbon, and wider environmental benefits - Tackle poor air quality around schools, using Regulation 3 applications for new Schools, and through developing a pilot for a "no car zone" around a Cambridge School.	In progress	Partnerships continue to strengthen and programme of work developed	
52			✓	✓	✓		✓	All new highways and transport schemes to deliver 20% biodiversity net gain, use low carbon materials where possible and build resilience to climate change into the design.		Proposed to be combined with action 6	
53	✓		✓		✓	✓		Collaborate with the Districts and CPCA to lobby government to: - Incorporate stronger mitigation, adaptation and natural capital requirements into building regulations and the National Planning Policy Frameworks. - Ensure that all nationally significant infrastructure projects assess their climate impacts using both national and local carbon budgets - Improve and extend initiatives and funding schemes for projects to deliver carbon reductions, air quality improvements, adaptation and natural capital improvements, shaping the format of these schemes to enable appropriate funding regimes that provide certainty and longevity to enable business investments - Develop and promote policies to ensure public transport and active transport is more competitive and attractive than the private car - Deliver improvements in legislation around riparian watercourses and drainage provision for new developments - Enable Councils to collect a wider range of materials, especially those that are currently difficult to dispose of, through provision of funding for the additional costs of doing so	In progress	Several consultation and lobbying activities have taken place, but these have been piecemeal and not necessarily collaborative with partners. Potential for the CPCA Climate Action Plan programme board to provide a mechanism for strategic collaborative lobbying activity.	
54	✓		✓	✓	✓	✓	✓	Climate and Environment Education: Work with education teams and schools to deliver key messages to children on climate change, biodiversity, waste and recycling, and what children (and their families) can do to help.	In progress	A COP27 event was held in November 2022 at Sawston VC. This was successful. Focus now on establishing how schools can be supported to make this an annual event, tapping into existing eco-school networks	
55		✓	✓	✓	✓	✓	✓	Workforce/People strategies/policies review and alignment to climate strategy (Job roles, our conversations). Net zero into the recruitment process (advertising, induction process) Induction for new staff - triggered to think about Climate change from the start All staff have an Outcome on net zero and a training objective in their 'Our Conversations		Action from the ENZ Programme. Propose to reword and add into the CCES Action Plan as a new action 56.	
56		✓	✓	✓	✓		✓	Internal Engagement Plan to deliver organisational/behavioural change: Aim : Translating climate/environment/carbon as a priority across the current and future workforce - Understand the behavioural change required across the organisation. Mainstreaming climate change - Senior leadership buy-in and direction in order for this agenda to be seen as fundamental to our business- not just another thing - Harness the energy and talent of the existing workforce to help embed this agenda into our business and champion the change- can we use the existing Change Champions or is everyone a champion? - Visual aids that bring the future to life and make the narrative (policy context) more impactful.. 'a low carbon future looks like...'- i./e. Videos - By way of storytelling/case studies/other, translate to staff how they can contribute to the Net Zero targets in their professional disciplines - make the strategy real for people and achievable in their day jobs - Provide inspiration to act / Consider use of language/ Courage - Build interest (but be mindful of people's capacity for interest)	Delivery	Proposed to be reworded and added to the CCES Action Plan as action 57. Capacity has been built within the ENZ programme to enable delivery.	

A Community Energy Policy for the Council

To: Environment and Green Investment Committee

Meeting Date: 16 March 2023

From: Executive Director Place and Sustainability

Electoral division(s): All

Key decision: No

Forward Plan ref: N/A

Outcome: A Community Energy Policy to set out how the Council will seek to collaborate with communities to develop energy projects to benefit from the energy transition and build greater local energy resilience.

Recommendation: The Committee is asked to:

- a) approve the Community Energy Policy as set out in section 2.5
- b) agree the next steps as set out at 2.6.

Officer contact: Sheryl French & Eithne George

Post: Assistant Director Climate Change and Energy Services & Head of Energy
Email: Sheryl.french@cambridgeshire.gov.uk & eithne.george@cambridgeshire.gov.uk
Tel: 01223 728552

Member contacts:

Names: Councillors Lorna Dupré and Nick Gay
Post: Chair/Vice-Chair
Email: lorna.dupre@cambridgeshire.gov.uk & nick.gay@cambridgeshire.gov.uk
Tel: 01223 699831

1. Background

- 1.1 The British Energy Security Strategy was launched in April 2022 in response to increased energy demand post-covid and the invasion of Ukraine, which together have pushed global energy prices to record levels and helped to create a cost-of-living crisis in the UK. The long-term solution to address the UK's underlying vulnerability to international oil and gas prices is to reduce its dependence on imported oil and gas and rollout renewables as fast as possible. The Strategy also highlights that 'onshore wind is one of the cheapest forms of renewable power' and that government will 'consult on developing local partnerships for a limited number of supportive communities who wish to host new onshore wind infrastructure in return for benefits, including lower energy bills.'
- 1.2 Government's Net Zero Strategy and 'Energy Strategy' are driving investment into renewables and nuclear power. Rolling out renewables quickly is important for both tackling climate change and delivering cheaper power and lower energy bills for communities and businesses. The Net Zero Strategy highlights that 'a sustained increase to the deployment of land-based renewables such as locally supported onshore wind and solar in the 2020's and beyond' will be pivotal for achieving net zero targets. One of the recommendations is for Government to develop a Community Energy Strategy.
- 1.3 As shown in the Community Energy State of the Sector Report 2022, the end of the Feed in Tariff scheme for new renewable energy projects from 2016 led to a surge in delivery of community projects under development in 2017 (81% increase). This has since tailed off to a growth rate of 2.4% in 2021 exacerbated by the removal of tax relief for community energy and not including it in the newly launched Social Investment Tax Relief scheme. Adequate incentives to replace those that previously existed have not yet been brought forward.
- 1.4 In January 2023, MP Chris Skidmore's Net Zero Review provided an in-depth analysis of community energy and discussed the increasing need for 'deeper devolution'. Within the report, Skidmore outlines how 'government should 'publish a Community Energy Strategy that addresses regulatory, legislative, funding and capacity barriers in the sector' and acknowledges that 'local leaders are better placed to engage with communities and businesses on net zero' than central government. The report emphasises the various benefits of community energy projects including 'energy security and sovereignty' and concludes that to achieve net zero, community energy must be accelerated and supported, and 'government must place its trust in local leaders and communities to deliver.'
- 1.5 The local electricity bill, brought forward by MP David Johnston in November 2021, has passed its first reading and is currently in the process of its second reading. This bill seeks to create two new revenue generating options for community electricity schemes under 5MW. These are:
 - 1) Community Electricity Export Guarantee Scheme (CEEGS)

2) Community Electricity Service Agreement (CESA)

- 1.6 Under the CEEGS, large, licensed electricity suppliers will be required to offer export Power Purchase Agreements (PPAs) to eligible community electricity projects at a price set annually by the Gas and Electricity Markets Authority (GEMA). Under CESA, they will also be required to offer a Community Energy tariff to local customers and pay the proceeds of this to the community energy scheme.
- 1.7 The Council's Climate Change and Environment Strategy 2022 has an objective to 'Support communities and businesses to decarbonise'. To date, the Council has developed energy projects on its assets including solar parks, smart park and rides and Swaffham Prior Community Heat Project. The latter is an example of a community led energy project which engaged the Council and its land assets to decarbonise heating and hot water in a village.

2. Main Issues

2.1 Potential benefits

There are a great number of potential benefits that can be achieved through community energy projects. In addition to supporting carbon reduction in the county, they can access a range of funding through community share and bond offers that the public and private sector are not able to do, resulting in more carbon saving, quicker. This is due to dispensations for co-operatives and other not-for-profit business models that currently exist in the UK. They also involve a wide range of stakeholders, to help ensure a robust approach to community support for renewable energy assets in a local area. Community energy projects are not limited to renewable energy generation, they can involve supporting household and business energy demand reduction and energy efficiency measures. Volunteers in such schemes in the past have often been driven by a desire to tackle fuel poverty, adding to and complementing local authority and other public sector initiatives including biodiversity enhancement measures, from planting wildflower meadows to beekeeping on solar farms.

2.2 Local Opportunity

- 2.2.1 In light of the forthcoming expected changes being proposed nationally, there is an opportunity for the Council to develop its own policy to guide the ways in which it would like to partner with the community to bring forward energy schemes with relevant stakeholders, attract inward investment and coordinate projects to work alongside the wider infrastructure requirements to achieve Net Zero rather than a wait-and-see approach.
- 2.2.2 The Council also holds a large property portfolio which can offer greater scope for collaboration to support community energy schemes than many other authorities and provide a greater variety of options to support community energy locally.
- 2.2.3 An additional potential benefit of this proactive approach is that prioritising this process sooner could inform our consultation response to national policy, as it develops to maximise

opportunities for community energy schemes and contribute meaningfully to net zero.

2.3 Relationship to Local Area Energy Planning

2.3.1 The Council is leading 'Local Area Energy Planning' for Cambridgeshire in partnership with the district councils, CPCA (Cambridgeshire and Peterborough Combined Authority) and key stakeholders such as UK Power Networks and our Universities. This 18-month process will deliver an infrastructure pathway and decision tool to transition Cambridgeshire from where it is today to Net Zero by 2045. Engagement with communities is key in this process as community energy projects will form part of the future energy system. Already there are communities approaching the Council to collaborate on community energy projects, including further heating projects but also wind and solar projects. The development of a Cambridgeshire Community Energy Strategy could be a key part of the LAEP process.

2.4 Right technology- Right Place

2.4.1 As part of this process, all viable and environmentally beneficial technologies are proposed to be considered. This is important to ensure that community energy can maximise potential opportunities to reduce greenhouse gas emissions, increase energy resilience, reduce energy bills, tackle fuel poverty and help to build the local energy economy.

2.4.2 On the 3rd of January 2023, government launched an open consultation with proposals to relax on-shore wind regulations as part of wider reforms to national planning policy in the Levelling-up and Regeneration Bill. Reducing current planning barriers will enable delivery of more onshore wind turbines, producing cheaper power and lower carbon emissions. It should also be noted that in Chris Skidmore's Net Zero Review, it was stated that 'now is the time to turbo-charge a drive towards greater onshore wind provision.'

2.4.3 To get ready for government policy changes, developing a new community energy policy to help guide both communities keen to collaborate with the Council and possible third parties (energy companies, developers etc). The policy will focus on the Right Technology in the Right Place and will look to include onshore wind as part of this.

2.5 Principles Based Approach to Community Energy Policy

2.5.1 To manage a wide range of potential community energy projects, a principles-based Community Energy Policy, as drafted below, to steer collaborations with the community seems a sensible approach. It aims to provide a sufficiently robust framework for the Council and help manage expectations by providing sufficient scope for community groups and other stakeholders to meaningfully engage.

2.5.2 The principles are as follows:

Right Technology – Right Place – Benefitting Communities

1. Evidence the local community is supportive of the idea of a community energy project. (e.g., a neighbourhood energy plan or surveys with local communities)
2. Aligns with the ambitions of the Cambridgeshire Local Area Energy Plan for Net Zero by 2045 (when it is produced)
3. Land is identified, available and appropriate, to host a community energy scheme. This land could be in private or public ownership and there may be opportunities on parish owned land as well as Council owned land.
4. Improvements to domestic energy efficiency should form part of any community energy project, wherever possible.
5. Evidence of sufficient local renewable energy source(s) are available e.g., desktop assessments of National wind survey data; ground conditions for ground source heat pumps, etc.
6. Understanding of key local risks and viability including local grid capacity, local planning policies, landscape, visual impact, environmental and heritage implications and any other barriers and constraints, with Council supported schemes taking a best practice approach to these.
7. Community ownership models and joint venture opportunities scoped to maximise local economic benefits.
8. Evidence of how a community energy project will deliver benefits to the most vulnerable and support a local Net Zero Just Transition, with a priority for schemes that deliver these benefits.
9. Projects on Council assets to ensure full cost recovery and ability to generate income for the Council and the community.
10. Future proofing projects for new technologies, housing growth and climate impacts.

2.6 Next Steps

2.6.1 The recommended next steps if the Community Energy Policy is adopted are to:

1. Develop a Community Energy Strategy, when the national policy direction is sufficiently clear, within which this policy will sit.
2. Ensure community energy is a key feature of the Cambridgeshire Local Area Energy Plan under development

3. Scope what a Community Energy programme could look like
4. Scope whether such a programme would be suitable to access Just Transition funding in future
5. Scope what resourcing might be required and available to support communities to bring forward and deliver successful community energy schemes

3. Alignment with corporate priorities

3.1 Environment and Sustainability

The following bullet points set out details of implications identified by officers:

- The policy takes proactive measures in helping progress towards the net zero target for Cambridgeshire County Council of 2045.

3.2 Health and Care

The following bullet points set out details of implications identified by officers:

- The community energy policy aligns with the health & care corporate priorities. Renewable energy projects have been demonstrated to improve overall air quality by reducing pollution, which should deliver public health benefits and help to reduce health inequalities as vulnerable communities suffer the impacts of poor air quality disproportionately.
- In addition to this, there is also potential for community energy projects to be combined with insulating homes and public spaces such as community halls. This insulation will have a positive impact on indoor air quality, providing numerous health benefits for the community – particularly for elderly and vulnerable residents.

3.3 Places and Communities

The following bullet points set out details of implications identified by officers:

- The community energy policy will deliver against the places and communities' corporate priorities by delivering practical, localised and evidence-led actions that improve social mobility, reduce poverty and address inequalities. As has been demonstrated in Gamlingay, community energy projects can help to drive investment into the local community, create a financial fund for community projects and reduce energy bills for residents.
- In addition to this, the community energy policy also contributes to the priority - 'enable communities to work creatively and collaboratively to address their local needs.'

3.4 Children and Young People

The following bullet points set out details of implications identified by officers:

- Some community energy projects may become education hubs for young people to visit. The Westmill Wind Farm Cooperative near Swindon, despite being established in 2008, continues to draw in visitors and has become a popular destination for local school trips.

3.5 Transport

The following bullet points set out details of implications identified by officers:

- There are no significant implications within this category. However, there is potential for certain community energy projects to implement EV charging points.

4. Significant Implications

4.1 Resource Implications:

There are no significant implications within this category as most of the work involved in the next steps will be delivered internally, through the LAEP process primarily in the first instance and further resource needed for later phases will be identified as part of this work.

4.2 Procurement/Contractual/Council Contract Procedure Rules Implications

Engagement with the Rural Estate team to ensure suitability of Council land should this be identified whilst also recognising the role of tenant farmers in any discussions.

4.3 Statutory, Legal and Risk Implications

It is important to acknowledge the risk that failure to develop a community energy policy that supports communities eager to bring forward renewable energy projects may result in greater inequalities across the county. In addition, this may hinder the delivery of Cambridgeshire's Local Area Energy Plan, with fewer ways to bring forward good schemes.

4.4 Equality and Diversity Implications

- The community energy policy includes support and prioritises benefits for vulnerable communities and a Just Transition.
- If community energy projects are progressed these must demonstrate significant community backing and support.
- Equality impact assessments will be required for community energy projects as they come forward.

4.5 Engagement and Communications Implications

If the community energy principles are adopted, a clear engagement and communications plan will be required as part of the scoping work in the next steps.

4.6 Localism and Local Member Involvement

If community energy project collaborations are started, engagement with local members will be key at an early stage.

4.7 Public Health Implications

As mentioned in 3.2 this can have a positive effect on public health.

4.8 Environment and Climate Change Implications on Priority Areas:

4.8.1 Implication 1: Energy efficient, low carbon buildings.

Positive/neutral/negative Status: Positive

Explanation: Supporting community energy could lead to new funding for building retrofits.

4.8.2 Implication 2: Low carbon transport.

Positive/neutral/negative Status: Neutral

Explanation: Some schemes may incorporate EV charging infrastructure where appropriate, but this will be on project-by-project basis. On balance this is neutral.

4.8.3 Implication 3: Green spaces, peatland, afforestation, habitats and land management.

Positive/neutral/negative Status: Neutral

Explanation: The principle of requiring best practice schemes offers the chance to enhance green spaces and improve habitats, though it is noted there could be possible exceptions to this.

4.8.4 Implication 4: Waste Management and Tackling Plastic Pollution.

Positive/neutral/negative Status: Neutral

Explanation: Any construction project has waste associated with. This will be dealt with following good waste management by suppliers and developers.

4.8.5 Implication 5: Water use, availability and management:

Positive/neutral/negative Status: Neutral

Explanation: Projects arising from the creation of this policy will have to adhere to planning and permitting regulations which will adequately safeguard water in terms of use, availability and management.

4.8.6 Implication 6: Air Pollution.

Positive/neutral/negative Status: Positive

Explanation: The proposal will lead to a marginal localised improvement in air quality as oil and gas boilers will be phased out and replaced by renewables which improve overall air quality. In some off-mains gas locations (i.e. where on oil or bottled gas) renewables will also reduce vehicle movements related to fuel deliveries, conferring some further air quality benefits.

4.8.7 Implication 7: Resilience of our services and infrastructure and supporting vulnerable people to cope with climate change.

Positive/neutral/negative Status: Positive

Explanation: The policy will reduce community reliance on oil and gas and build resilience against the volatility of global energy markets, as well as interruption of supply from climate impacts.

Have the resource implications been cleared by Finance? Yes
Name of Financial Officer: Sarah Heywood

Have the procurement/contractual/ Council Contract Procedure Rules implications been cleared by the Head of Procurement and Commercial? Yes
Name of Officer: Clare Ellis

Has the impact on statutory, legal and risk implications been cleared by the Council's Monitoring Officer or Pathfinder Legal? Yes or No Name of Legal Officer: Linda Walker

Have the equality and diversity implications been cleared by your EqIA Super User?
Yes Name of Officer: Sheryl French

Have any engagement and communication implications been cleared by Communications?
Yes Name of Officer: Kathryn Rogerson

Have any localism and Local Member involvement issues been cleared by your Service Contact? Yes Name of Officer: Sheryl French

Have any Public Health implications been cleared by Public Health?
Yes or No Name of Officer: Kate Parker

If a Key decision, have any Environment and Climate Change implications been cleared by the Climate Change Officer? Yes Name of Officer: Emily Bolton

5. Source documents

5.1 Source documents

Climate and Energy Services Strategy 2022

Community Energy State of the Sector Report 2022

Local Electricity Bill

Net Zero Review (2023)

5.2 Location

Community Energy Services Strategy 2022: [Community Energy State of the Sector | Community Energy England](#)

British Energy Security Strategy: [British Energy Security Strategy \(publishing.service.gov.uk\)](#)

Chris Skidmore Net Zero Report (Pillar 4 'Net Zero and the Community' can be found on page 183):

https://assets.publishing.service.gov.uk/government/uploads/system/uploads/attachment_data/file/1128689/mission-zero-independent-review.pdf

Local Electricity Bill: [Local Electricity Bill \(parliament.uk\)](#)

Procurement on Reletting the Cambridgeshire County Council Framework for Commercial Archaeological Fieldwork

To: Environment & Green Investment Committee

Meeting Date: 16 March 2023

From: Executive Director, Place & Sustainability

Electoral division(s): All

Key decision: Yes

Forward Plan ref: 2023/028

Outcome: The Committee is asked to consider the need for the re-procurement of the current Archaeological Services Framework, to enable the provision of archaeological work to support the Council's new developments in Cambridgeshire.

Recommendation: The Committee is asked to agree:

a) the re-procurement of the Archaeological Services Framework for a period of four years to 2027

b) that delegated authority be granted to the Executive Director (Place & Sustainability) to award the framework to the preferred bidders and execute the agreement in consultation with the Chair and Vice Chair of the committee

Officer contact:

Name: Quinton Carroll

Post: Head of Service: Natural & Historic Environment

Email: quinton.carroll@cambridgeshire.gov.uk

Tel: 07717 426713

Member contacts:

Names: Councillor Dupré & Councillor Gay

Post: Chair/Vice-Chair

Email: lorna.dupre@cambridgeshire.gov.uk / nick.gay@cambridgeshire.gov.uk

Tel: 01223 699831

1. Background

- 1.1 Cambridgeshire County Council is a major landowner and developer in its own right and has a forward programme of capital works. As a developer, the authority has to abide by the National Planning Policy Framework and associated guidance and undertake archaeological work in advance of, or as part of, the development process.
- 1.2 The need for and level of archaeological work required in these cases is guided by legislation and recommended by the Council's Historic Environment Team (HET), in consultation with the relevant council department, or its agents who commission the works directly.
- 1.3 Services delivered under the current framework include:
- Desk based assessments and documentary research:
 - Non-intrusive field surveys:
 - Trial trench excavations:
 - Archaeological excavations:
 - Archaeological monitoring and recording
 - Post excavation Analysis and Outcomes:
 - Historical building recording and appraisal:
 - Delivery of public archaeology programmes on development-led sites where required and where appropriate.
 - Other archaeological services where appropriate.
- 1.4 The Council has operated such a framework since 2008 and believes it is an efficient and cost-effective way to deliver archaeological services required by the Council as developers, that deliver the public benefit of such projects as intended by national policy.
- 1.5 The value of the framework is estimated at £2.5m - £3.5m in total, making this a key decision for the council.

2. Main Issues

- 2.1 The current Archaeological Services framework expires on 24 August 2023 and continuation of service is required. Over the proposed new contract period there is expected to be a continued requirement for Archaeological Services owing to increased growth, projects managed through the Greater Cambridge Partnership, and Combined Authority projects in development. It will run for three years with an option for a fourth.
- 2.2 The Archaeological Services framework re-procurement will be undertaken with the following estimated timescales:
- Invitation to Tender 10 April 2023
 - Deadline for Tender Returns 10 May 2023
 - Contract Award 26 June 2023
 - Contract Start 25 August 2023
- 2.3 Unlike previous awards, it is proposed to restrict the use of the framework to public bodies within Cambridgeshire and Peterborough. This is to avoid the possibility of other non-

council users exhausting the value of the framework before its expiry.

2.4 All work under this framework shall be awarded via one of 2 routes:

EITHER by approaching the provider who finishes in 1st place in the initial framework evaluation, and then if they are unable to service the requirement approaching the 2nd placed bidder and so on, or

OR running a further competition where all providers shall be invited to submit a project specific proposal for a discrete piece of work. In the event such further competitions take place, the responses shall be evaluated 60% on the quality element and 40% on price.

2.5 Cambridgeshire County Council is committed to maintaining standards of archaeological fieldwork and expect all archaeologists operating in the county to demonstrate their commitments to high professional standards.

2.6 As such, successful organisations appointed to the new framework will be required to be Chartered Institute for Archaeologists (CIFA) Registered Organisations to ensure competence.

2.7 The framework will continue to ensure all work commissioned by the council shall be conducted in accordance to best professional standards, including:

- CIFA Code of Conduct and Standards & Guidance
- Standards for Field Archaeology in the East of England and Management of Research Projects in the Historic Environment (MoRPHE).
- The MoRPHE Project Managers' Guide. Historic England 2015.
- Research and Archaeology Revisited: a revised framework for the East of England (East Anglian Archaeology Occasional Paper No 24, 2011).

2.8 The Council's HET supports the national programme: "Online Access to the Index of Archaeological Investigations" project and requires archaeological contractors working in Cambridgeshire to support this initiative. All fieldwork undertaken in Cambridgeshire must comply with this requirement.

2.9 Unlike on previous occasions, bidders will be assessed on their commitment to delivering a 'Net Zero' Cambridgeshire and also on the social value of their proposals. We shall be asking a weighted method statement question on Social Value to establish the framework, and state we reserve the right to use the Social Value Portal or further project-specific social value questions when awarding work under call-offs

3. Alignment with corporate priorities

3.1 Environment and Sustainability

The archaeological sector is increasingly aware of the carbon footprint of commercial fieldwork. The framework will require all bidders to submit details of their commitment to delivering net zero by scrutinising and adapting their operational practices.

3.2 Health and Care

There are no significant implications for this priority.

3.3 Places and Communities

Archaeology and the historic environment are increasingly being seen as a source of local identity and for placemaking, especially in major developments. By ensuring that the council's fieldwork projects are carried out to high standards, ensures that maximum public benefit can be delivered.

3.4 Children and Young People

There are no significant implications for this priority.

3.5 Transport

There are no significant implications for this priority.

4. Significant Implications

4.1 Resource Implications

The estimated contract value is around £2.5m to £3.5m in total over four years, based on anticipated new capital projects from the Council and the Greater Cambridge Partnership. This is covered by project budgets so there is no revenue cost to the Council.

4.2 Procurement/Contractual/Council Contract Procedure Rules Implications

Officers are working closely with colleagues in Procurement to determine the best route to market to meet our objectives, follow all procedures and to ensure we deliver best value for money.

4.3 Statutory, Legal and Risk Implications

Pathfinder Legal Services will be engaged in the development of robust terms and conditions documentation for the re-procurement.

The completion of sometimes complex archaeological programmes of work is usually a pre-commencement requirement for planning permission, so failure to deliver a suitable programme can delay capital projects. This Framework ensures the Council continues to access only the highest quality providers at the best value price.

4.4 Equality and Diversity Implications

There are no significant implications within this category. However, archaeological fieldwork can provide opportunities for engagement with local communities and others, including those with protected characteristics. Previous projects have included volunteers from Operation Nightingale for example.

The Council's Historic Environment Team always looks for opportunities for inclusion in archaeological projects, whilst recognising that the practicalities of a site may restrict or prohibit this. Where possible however, archaeological contractors working on behalf of the council should be expected to seek opportunities for volunteer involvement.

4.5 Engagement and Communications Implications

There are no significant implications within this category.

4.6 Localism and Local Member Involvement

There are no significant implications within this category.

4.7 Public Health Implications

There are no significant implications within this category.

4.8 Environment and Climate Change Implications on Priority Areas:

4.8.1 Implication 1: Energy efficient, low carbon buildings.

Positive/neutral/negative Status: Neutral

Explanation: Archaeological fieldwork itself does not promote these buildings but does facilitate the planning process required to construct them.

4.8.2 Implication 2: Low carbon transport.

Positive/neutral/negative Status: Neutral

Explanation: Archaeological fieldwork requires significant use of plant and machinery, plus travel to and from sites. By requiring bidders to demonstrate their carbon reduction ambitions, this framework will encourage the use of low carbon methods however the market is not sufficiently developed in this area for this to form part of the framework specification.

4.8.3 Implication 3: Green spaces, peatland, afforestation, habitats and land management.

Positive/neutral/negative Status: Negative

Explanation: Archaeological fieldwork disturbs buried soils and landscapes which can release carbon, especially in peatlands. There is work underway within the heritage sector to understand this further. However, these sites would be disturbed regardless if developed.

4.8.4 Implication 4: Waste Management and Tackling Plastic Pollution.

Positive/neutral/negative Status: Neutral

Explanation: There is no impact on these areas.

4.8.5 Implication 5: Water use, availability and management:

Positive/neutral/negative Status: Neutral

Explanation: There is no impact on these areas.

4.8.6 Implication 6: Air Pollution.

Positive/neutral/negative Status: Neutral

Explanation: There is no impact on these areas apart from any benefits derived from reduction in transport emissions (paragraph 4.8.2).

4.8.7 Implication 7: Resilience of our services and infrastructure, and supporting vulnerable people to cope with climate change.

Positive/neutral/negative Status: Neutral

Explanation: Archaeological fieldwork itself does not promote these areas but does facilitate the planning processes required to deliver them.

Have the resource implications been cleared by Finance? Yes

Name of Financial Officer: Sarah Heywood

Have the procurement/contractual/ Council Contract Procedure Rules implications been cleared by the Head of Procurement and Commercial? Yes

Name of Officer: Clare Ellis

Has the impact on statutory, legal and risk implications been cleared by the Council's Monitoring Officer or Pathfinder Legal? Yes

Name of Legal Officer: Linda Walker

Have the equality and diversity implications been cleared by your EqIA Super User?

Yes

Name of Officer: Emma Fitch

Have any engagement and communication implications been cleared by Communications?

Yes

Name of Officer: Kathryn Rogerson

Have any localism and Local Member involvement issues been cleared by your Service Contact? Yes

Name of Officer: Emma Fitch

Have any Public Health implications been cleared by Public Health?

Yes

Name of Officer: Iain Green

If a Key decision, have any Climate Change and Environment implications been cleared by the Climate Change Officer?

Yes

Name of Officer: Emily Bolton

5. Source documents

5.1 Source documents

Files and other documentation used for the tendering and award of the previous framework in 2018.

5.2 Location

SAC1301 Sackville House
Cambourne
Cambridgeshire
CB23 6HL

Response to Anglian Water's Water Resources Management Plan 24

To: Environment and Green Investment Committee

Meeting Date: 16 March 2023

From: Executive Director, Place & Sustainability.

Electoral division(s): All

Key decision: No

Forward Plan ref: N/a

Outcome: To consider and approve the proposed County Council response to Anglian Water's 'Water Resources Management Plan' (WRMP24)

Recommendation: That committee:

- a) consider and approve the response to WRMP24 as appended to this report
- b) delegate authority to the Head of Service – Natural and Historic Environment to make minor final amendments to the response in consultation with the Chair and Vice-Chair ahead of submitting to Defra by 29th March 2023

Officer contact:

Name: Hilary Tandy
Post: Flood Risk Manager
Email: hilary.tandy@cambridgeshire.gov.uk
Tel: 07500063286

Member contacts:

Names: Councillors Lorna Dupré & Nick Gay
Post: Chair/Vice-Chair
Email: lorna.dupre@cambridgeshire.gov.uk; nick.gay@cambridgeshire.gov.uk
Tel: 01223 699831

1. Background

1.1 Water Resources Management Plans (WRMPs) are statutory documents that are published every five years. The purpose of these plans is to set out how a sustainable and secure supply of clean drinking water will be maintained for customers. It takes a long-term view over 25 years, building on the previous plan (WRMP19).

1.2 Anglian Water's latest WRMP24 which is being consulted on covers the period 2025 to 2050. The main report can be viewed here: [V2 WRMP24 main report \(anglianwater.co.uk\)](https://www.anglianwater.co.uk/v2-wrmp24-main-report)

1.3 Within WRMP24, Anglian Water aims to achieve the following:

- **Supply meets demand** - Deliver a secure and wholesome supply of water to their customers, businesses and other sectors. Optimise their available resource by reducing leakage at their treatment works and in their network. They will also work with their customers to promote water efficiency
- **Fair Charges, Fair returns** - A plan that is affordable and sustainable over the long-term
- **Flourishing Environment** - Deliver long-term environmental improvement by reducing their abstractions from sensitive areas and improving biodiversity
- **Resilient business** - Increase the resilience of their water systems by enhancing their drought resilience and having a diverse range of assets to withstand different challenges
- **Positive impact on communities** - A plan that supports the views of stakeholders and customers and takes into account social wellbeing. A plan which could help to alleviate flood risk to communities.
- **Investing for tomorrow** - A plan which can adapt to unknown future challenges

1.4 The WRMP24 recognises the range of challenges across the region, such as climate change, population/economic growth, environmental protection and chalk streams. Over the next 25 years Anglian Water will continue to build on their existing demand management strategy to accommodate sustainable growth at a water resource zone and regional level whilst also ensuring no deterioration for the environment.

1.5 Within WRMP24, there are four core areas being consulted on which are outlined below:

- Putting reservoirs at the heart of their strategy
- Achieving a balance
- Doing the right thing for the environment
- Paying on the basis of the amount of water used

- 1.6 **Putting Reservoirs at the heart of their strategy** – Anglian Water has identified that two new reservoirs (one in South Lincolnshire and one in the Fens) should sit at the heart of their draft WRMP24. These reservoirs would be a similar size to Grafham Water and are considered a ‘low-regret’ option. A low regret option is one where full benefit will be realised, even if future circumstances change. The WRMP24 outlines that reservoirs can provide many benefits beyond that of water supply, including habitat creation, public amenity, tourism and employment opportunities. The benefits of constructing new reservoirs have been compared with other options such as desalination and water reuse and it is considered the operational and carbon costs are lower for reservoirs. However, desalination and water reuse can be connected to existing water supply systems more quickly than a reservoir.
- 1.7 **Achieving a balance** – Anglian Water believe they have achieved the right balance between safe, resilient water supplies and affordability. As part of the plan, they have developed a three-tiered approach which is outlined below. Anglian Water suggest the approach will keep bill impacts as low as possible.
- 1 Demand management - Reducing how much water households and businesses use, focussing on smart meters to promote water efficiency. The WRMP24 states that smart meters enable water companies to identify leaks sooner, giving them a better understanding of their network whilst at the same time being able to highlight potential leaks on private systems to customers. WRMP suggests the water saved through this demand management will enable Anglian Water to manage the extra water they will need as a consequence of the projected population growth across their region.
 - 2 New reservoirs – such as the Lincolnshire and Fens Reservoirs.
 - 3 Other supply-side options - In addition to the reservoirs, Anglian Water propose to produce new water supplies through water reuse and desalination, although reuse has been prioritised over desalination. It is recognised that both have higher operational carbon and bill impacts than reservoirs and both have potential for environmentally damaging discharges if not managed correctly. Based on this, Anglian Water propose to only introduce desalination towards the end of their planning period (i.e. towards 2050) to enable them time to explore technological advances.
- 1.8 **Doing the right thing for the environment** – The ambition here is to build upon the WRMP19 pledge to keep abstraction within historical levels. As an example, Anglian Water pledges to give up 85 megalitres (85 million litres) a day of abstraction licences by 2025. They also plan to carry out investigations between 2025 and 2030 into the impact of their abstraction licences on the environment. Due to the timings of the WRMPs, the findings from the investigations into abstraction won’t be available until WRMP29 so the response in WRMP24 has been made adaptive. By way of an example, Anglian Water recognises that some level of desalination will likely be required, but they will not start developing location specific options until WRMP29.
- 1.9 **Paying on the basis of the amount of water used** – The report highlights that Anglian Water’s region is an area of significant water stress and they need to look at ways to influence the 9% of customers who have chosen to stay on unmeasured charging (i.e. paying a set amount for their water regardless of how much they use). WRMP24 states that unmeasured customers use, on average, 174 litres per head per day compared to 128 litres per head per day for measured customers. Anglian Water believe that all customers should

pay on the basis of what they use and propose to implement compulsory metering by 2030. The WRMP acknowledges the impact of this on those who use a high level of water that may be beyond their control to reduce, but they believe they have the right financial support packages for all customers for whom this would present an affordability challenge. The focus is to be proactive in raising awareness of the support available but also data-matching with the Department for Work and Pensions records so they target support automatically where they believe customers may be eligible.

2. Main Issues

2.1 A public consultation on WRMP24 is currently open until 29th March 2023. This consultation is made up of four questions which are copied in bold below. A full copy of our draft consultation response can be found in Appendix 1 of this report, but key points of our proposed response are outlined beneath each question.

1 Do you support us placing reservoirs at the heart of our draft WRMP24, rather than prioritising other supply-side options such as water reuse and desalination? Please tell us why you think this.

- We recognise the multiple benefits of creating reservoirs, for example providing water supply and flood risk management functions
- The carbon impacts of desalination are noted and we support the proposal to explore more sustainable options/technologies in the near future before embarking on largescale investment in desalination
- The environmental impacts of desalination cannot be ignored, such as the potential consequences of inappropriate disposal of the resulting brine
- Water reuse should remain a key priority as it maintains consistency with principles of the circular economy
- Public perception around water reuse will need to be managed through education and awareness raising over the planning period

2 We believe we will achieve a best value plan by undertaking a prioritised, three-tiered approach: demand management, two new reservoirs and other options such as water reuse and desalination to solve any remaining deficits. Do you support this approach? Can you explain why you do, or why you don't?

- Agree it is important to have three-tiered approach and support working with householders and businesses to reduce their water use
- Strategic priority for Cambridgeshire County Council to be net zero by 2045 which includes working with partners to deliver water conservation approaches and manage water scarcity
- We want to work with Anglian Water to deliver a holistic water management approach, balancing water abstraction, irrigation and navigation with biodiversity enhancement
- Unsure whether sufficient emphasis has been placed on agricultural irrigation. Changing patterns in rainfall will affect timings and volumes of agricultural abstractions but WRMP24 points to WRE regional plan rather than making any commitments

- It is important that Anglian Water considers the additional consents (such as planning permission) that may be required as a result of the incidental extraction of minerals that will occur through the construction of reservoirs.

3 We are committed to protecting and improving our environment but don't believe this should be achieved by implementing quick fix solutions, such as desalination, that could end up being detrimental to the environment and more expensive for our customers. Instead, we will develop options such as the Fens and South Lincolnshire reservoirs that may have longer lead times but will provide more environmental benefits in the long term. This means we will have a phased approach to reducing our abstraction in the short term and will ensure no deterioration to the environment by furthering our already industry leading demand management strategy and implementing short term supply-side options such as transfers. Do you agree with this approach?

- We welcome taking a considered and informed approach to decision making rather than making quick solution decisions
- Important to recognise the region is already under significant water stress for householders, businesses and agriculture which puts excessive pressure on rivers and aquifers
- Any new reservoir will not be supplying clean water until mid-late 2030s so we seek reassurance that Anglian Water has considered how to meet projected levels of demand between now and then (including crisis levels of demand)
- Water supply infrastructure needs investment now to meet demand, particularly in areas such as Cambridgeshire which has high growth
- Important to roll out education on consumer behaviour to assist with reducing demand and alleviating immediate pressures on water supply

4 Do you support us implementing compulsory metering? Is there any other additional support we could provide to our customers when they start to pay according to the amount of water they use?

- We would wish to see further evidence of need for compulsory metering and a full Equality Impact Assessment to demonstrate that an adverse impacts on any group can be managed appropriately
- We question whether Anglian Water know of the demographic of the 9% of customers who are currently unmetered
- We wish to see further commitment of measures Anglian Water will undertake around leakage reduction
- Any compulsory metering should be preceded by education of customers if it is expected they will reduce their consumption by almost a third.

3. Alignment with corporate priorities

3.1 Environment and Sustainability

The following bullet points set out details of implications identified by officers:

- Changes to the way water supply is managed could have impacts on biodiversity across the county, particularly in vulnerable habitats such as chalk streams. Such impacts aren't necessarily negative, and ambitions within the WRMP24 are to increase the amount of biodiversity habitats or improving existing habitats through better management. WRMP24 commits that all supply options delivered during the planning period will deliver 10% biodiversity net gain.
- Anglian Water has committed to net zero operational carbon by 2030. Their net zero strategy can be viewed [here](#) and will achieve net zero by maximising energy efficient and renewable energy generation, procuring green electricity, managing their process emissions, developing an offsetting strategy, decarbonising their fleet and maximising the value of their biogas

3.2 Health and Care

The following bullet points set out details of implications identified by officers:

- The purpose of the WRMP24 is to set out how Anglian Water will maintain a sustainable and secure supply of clean drinking water which is essential for human health

3.3 Places and Communities

The following bullet points set out details of implications identified by officers:

- The provision of amenities and recreational opportunities such as country parks, footpaths and walkways around the Fens reservoir will provide social benefits to those living in the vicinity, however the potential impact of the reservoirs during the development and construction must also be recognised
- As part of the smart metering strategy Anglian Water plans to work with local community water saving initiatives. They envisage that community engagement will play a major part in their strategy, ensuring they include the digitally disadvantaged and customers in circumstances that may make them vulnerable

3.4 Children and Young People

There are no significant implications for this priority

3.5 Transport

There are no significant implications for this priority

4. Significant Implications

4.1 Resource Implications

There are no significant implications within this category.

4.2 Procurement/Contractual/Council Contract Procedure Rules Implications

There are no significant implications within this category

4.3 Statutory, Legal and Risk Implications

The following bullet points set out details of implications identified by officers:

- A Water Resources Management Plan (WRMP) is statutory document that sets out how a sustainable and secure supply of clean drinking water will be maintained. It has been prepared following the Water Planning Guidance and other relevant guidance to meet statutory requirements.

4.4 Equality and Diversity Implications

The following bullet points set out details of implications identified by officers:

- The introducing of compulsory metering has the potential to impact on low income and/or vulnerable customers. Whilst the WRMP acknowledges the need to be mindful of impacts on particular demographic groups and vulnerable customers, it does not state intention to undertake a full Equality Impact Assessment. We have therefore included a request for such an assessment in our consultation response.

4.5 Engagement and Communications Implications

There are no significant implications for this priority.

4.6 Localism and Local Member Involvement

There are no significant implications for this priority.

4.7 Public Health Implications

The following bullet points set out details of implications identified by officers:

- The WRMP sets out how clean drinking water can be provided across the Anglian Water region. Water reuse and desalination has the potential to impact on drinking water supplies without appropriate management. Anglian Water has engaged with the Drinking Water Inspectorate and the Environment Agency in the preparation of their plan.
- Whilst the WRMP plans to reduce abstraction where possible, it acknowledges that a small number of abstraction licences could remain at maximum peak for a short time to safeguard water supplies to customers. A case could be made on the grounds of overriding public interest, as detailed in the Water Framework Directive Regulation 19. An overriding public interest case can be sought if there is a danger to public health, and no other alternative solutions can be implemented.

Have the resource implications been cleared by Finance? Yes
Name of Financial Officer: Sarah Heywood

Have the procurement/contractual/ Council Contract Procedure Rules implications been cleared by the Head of Procurement and Commercial? Yes
Name of Officer: Clare Ellis

Has the impact on statutory, legal and risk implications been cleared by the Council's Monitoring Officer or Pathfinder Legal? Yes

Name of Legal Officer: Linda Walker

Have the equality and diversity implications been cleared by your EqIA Super User?

Yes

Name of Officer: Emma Fitch

Have any engagement and communication implications been cleared by Communications?

Yes

Name of Officer: Kathryn Rogerson

Have any localism and Local Member involvement issues been cleared by your Service Contact? Yes

Name of Officer: Emma Fitch

Have any Public Health implications been cleared by Public Health?

Yes

Name of Officer: Jyoti Atri

If a Key decision, have any Environment and Climate Change implications been cleared by the Climate Change Officer?

No

Name of Officer: N/A – Not key decision

5. Source documents

5.1 Source documents

1. Our Water Resources Management Plan 2024 (December 2022)
2. WRMP24 Consultation Questions (December 2022)

5.2 Location

1. [Our Water Resources Management Plan 2024 hyperlink](#)
2. [WRMP24 Consultation Questions](#)

1 Do you support us placing reservoirs at the heart of our draft WRMP24, rather than prioritising other supply-side options such as water reuse and desalination? Please tell us why you think this.

It is recognised that the creation of reservoirs can have multiple benefits if taken into consideration early enough the design process. Particularly in an area such as Cambridgeshire where there is a significant risk of flooding from rivers, streams and surface water, a reservoir has the potential to provide the purpose of both water supply and flood risk management. In line with Cambridgeshire's vision to secure renewable and resilient energy supplies, and become net zero by 2045, we support the ambition to incorporate renewable energy opportunities such as solar at any new reservoir.

We recognise the carbon impacts of desalination and the availability of more sustainable options to explore in the future. Whilst the use of desalination wouldn't have a direct impact on Cambridgeshire due to our inland location, we support opting to push this to the latter part of the planning period to explore new technologies. In particular, desalination is very energy dependent, and our power supply is also a strategic challenge. Similarly, the environmental impacts of desalination cannot be ignored, for example the disposal of the resulting brine can have harmful environmental consequences if not carried out appropriately.

We believe water reuse should remain a key priority however, as it maintains consistency with the principles of the circular economy. We recognise there is a public perception challenge around water reuse, but this is a long-term plan and education of the public as to the importance and value of water (especially around use and leakage management) should also include reuse.

It is however important to consider that desalination and water reuse are not dependent on rainfall and should therefore remain any element of a sustainable water supply strategy.

2 We believe we will achieve a best value plan by undertaking a prioritised, three-tiered approach: demand management, two new reservoirs and other options such as water reuse and desalination to solve any remaining deficits. Do you support this approach? Can you explain why you do, or why you don't?

We agree that it is important to have a three-tiered approach and support the approach of working with householders and business to reduce how much water they use. A strategic priority for Cambridgeshire County Council is to be net zero by 2045 and this includes working with partners to deliver approaches that will conserve water and help manage our water scarcity. Furthermore, we want to work with partner organisations to deliver a holistic water management approach that balances the complex interactions of water abstraction, irrigation and navigation with biodiversity engagement.

We are unsure whether you have placed sufficient emphasis on agriculture and irrigation. The WRMP24 talks about the need to reduce abstraction, but in the face of predicted changing patterns in rainfall, it is likely that farmers and others will be less likely to reduce abstraction so what policies are in place for this eventuality? The WRMP points to the WRE regional plan as a

regional approach is needed; we would agree but WRE is not a delivery body, and Anglian Water will need to engage closely to support agriculture and industry. Furthermore, it is important that Anglian Water considers the additional consents (such as planning permission) that may be required as a result of the incidental extraction of minerals that will occur through the construction of reservoirs.

- 3 We are committed to protecting and improving our environment but don't believe this should be achieved by implementing quick fix solutions, such as desalination, which could end up being detrimental to the environment and more expensive for our customers. Instead, we will develop options such as the Fens and South Lincolnshire reservoirs that may have longer lead times but will provide more environmental benefits in the long term. This means we will have a phased approach to reducing our abstraction in the short term and will ensure no deterioration to the environment by furthering our already industry leading demand management strategy and implementing short term supply-side options such as transfers. Do you agree with this approach?**

We would welcome taking a considered and informed approach to decision making rather than making quick solution decisions. However, it is important to recognise that the region is already under significant water stress for householders, businesses and agriculture. This in turn puts excessive pressure on rivers and aquifers. Any new reservoir will not be supplying clean water until the mid-late 2030s and we seek reassurances that Anglian Water has considered how to meet the projected and potential crisis levels of demand between now and then. Water supply infrastructure needs investment now in order to meet demand, particularly in high growth areas like Cambridgeshire. It is important to roll out an education programme on consumer behaviour now which will go some way to reducing demand and try to help alleviate immediate pressures.

- 4 Do you support us implementing compulsory metering? Is there any other additional support we could provide to our customers when they start to pay according to the amount of water they use?**

Cambridgeshire County Council would wish to see further evidence of the need for compulsory metering and a full Equality Impact Assessment to demonstrate that an adverse impact on any group can be reduced and managed appropriately. Your report states that 9% of your customers are on unmeasured charges: do you know which social or economic demographic this 9% belongs to? We would also wish to see further evidence of measures that Anglian Water will take around leakage reduction. Whilst the WRMP24 suggests that Anglian Water are one of the 'frontier companies' for leakage reduction and therefore the 50% should not apply, leakage reduction is an essential component of providing a sustainable clean water supply. Further commitment to leakage reduction should therefore be made. Any compulsory metering should be preceded by educating consumers if it is expected that they will reduce their consumption by almost a third.

Corporate Performance Report

To: Environment and Green Investment Committee

Meeting Date: 16 March 2023

From: Executive Director, Place and Sustainability

Electoral division(s): All

Key decision: No

Forward Plan ref: Not Applicable

Outcome: To provide the Committee with a performance monitoring information update.

Recommendation: The Committee is asked to:

- a) note and comment on performance information and take action as necessary.

Officer contact:

Name: Rachel Hallam
Post: Research Manager, Business Intelligence Service
Email: Rachel.Hallam@cambridgeshire.gov.uk
Tel: 07770 282116

Member contacts:

Names: Councillors Dupré and Gay
Post: Chair/Vice-Chair
Email: lorna.dupre@cambridgeshire.gov.uk
nick.gay@cambridgeshire.gov.uk
Tel: 01223 699831

1. Background

1.1 The Council adopted a new Strategic Framework and Performance Management Framework in February 2022, for the financial year 2022/23. The new Performance Management Framework sets out that Policy and Service Committees should:

- Set outcomes and strategy in the areas they oversee.
- Select and approve addition and removal of KPIs for the committee performance report.
- Track progress quarterly.
- Consider whether performance is at an acceptable level.
- Seek to understand the reasons behind the level of performance.
- Identify remedial action.

1.2 This report supports the Committee with its performance management role. It provides an update on current status of the selected Key Performance Indicators (KPIs) which track the performance of the services the Committee oversees.

1.3 The report covers the period of quarter three 2022/23, up to the end of December 2022.

1.4 The full report is in Appendix 1. It contains information on:

- Current and previous performance and the projected linear trend.
- Current and previous targets. Note, not all indicators have targets. This may be because they are being developed or the indicator is being monitored for context.
- Red / Amber / Green / Blue (RAGB) status.
- Direction for improvement. This will show whether an increase or decrease is good.
- Change in performance. This shows whether performance is improving (up) or deteriorating (down).
- The performance of our statistical neighbours. This is only available, and therefore included, where there is a standard national definition of indicator.
- Indicator description.
- Commentary on the indicator.

1.5 The following RAGB statuses are being used:

- Red – current performance is 10% or more from target.
- Amber – current performance is off target by less than 10%.

- Green – current performance is on target or better by up to 5%.
- Blue – current performance is better than target by 5% or more.

2. Main Issues

2.1 The Environment and Green Investment Committee agreed the Key Performance Indicators (KPIs) set in September 2022.

2.2 Current performance of indicators monitored by the Committee is as follows:

Status	Number of KPIs	Percentage of KPIs*
Red	0	0%
Amber	1	7%
Green	1	7%
Blue	0	0%
Contextual	9	64%
In Development	3	21%
Suspended	0	0%

**Figures may not add to 100 due to rounding.*

2.3 Commentary on the indicators is as follows:

2.3.1 There are no red indicators for commentary this quarter.

2.3.2 There are a large number of indicators which are identified as contextual. Not all indicators have targets. This may be because targets for these KPIs are being developed or the indicator is being monitored for context.

2.3.3 There are three indicators in development which do not form part of the full appendix report. These are:

- Measurement of biodiversity net gain - baselines not currently available to measure, audit underway in 2022/23.
- Natural capital - No baseline exists. Potentially follows from biodiversity audit (above), once have natural assets understanding.
- Percentage of estate under tree canopy - this links to the tree strategy presented to Committee in October 2022. Note: this could either be by trees planted or percentage under tree canopy.

3. Alignment with corporate priorities

3.1 Environment and Sustainability

The following bullet points set out details of implications identified by officers:

- The indicators proposed here provide an overview of performance in key priority areas, to enable appropriate oversight and management of performance.

3.2 Health and Care

There are no significant implications for this priority.

3.3 Places and Communities

There are no significant implications for this priority.

3.4 Children and Young People

There are no significant implications for this priority.

3.5 Transport

There are no significant implications for this priority.

4. Source documents guidance

4.1 Source documents

[CCC Performance Management Framework](#)

Appendix 1 – Corporate Performance Report Quarter 3 KPIs

Produced on: 14 February 2023



Performance Report

Quarter 3

2022/23 financial year

Environment and Green Investment Committee

Business Intelligence
Cambridgeshire County Council
business.intelligence@cambridgeshire.gov.uk

Key



Data Item	Explanation
Target / Pro Rata Target	The target that has been set for the indicator, relevant for the reporting period
Current Month / Current Period	The latest performance figure relevant to the reporting period
Previous Month / previous period	The previously reported performance figure
Direction for Improvement	Indicates whether 'good' performance is a higher or a lower figure
Change in Performance	Indicates whether performance is 'improving' or 'declining' by comparing the latest performance figure with that of the previous reporting period
Statistical Neighbours Mean	Provided as a point of comparison, based on the most recently available data from identified statistical neighbours.
England Mean	Provided as a point of comparison, based on the most recent nationally available data
RAG Rating	<ul style="list-style-type: none"> • Red – current performance is off target by more than 10% • Amber – current performance is off target by 10% or less • Green – current performance is on target by up to 5% over target • Blue – current performance exceeds target by more than 5% • Baseline – indicates performance is currently being tracked in order to inform the target setting process • Contextual – these measures track key activity being undertaken, to present a rounded view of information relevant to the service area, without a performance target. • In Development - measure has been agreed, but data collection and target setting are in development
Indicator Description	Provides an overview of how a measure is calculated. Where possible, this is based on a nationally agreed definition to assist benchmarking with statistically comparable authorities
Commentary	Provides a narrative to explain the changes in performance within the reporting period
Actions	Actions undertaken to address under-performance. Populated for 'red' indicators only
Useful Links	Provides links to relevant documentation, such as nationally available data and definitions

Target	Direction for Improvement	Current Quarter	Previous Quarter	Change in Performance
99.00%	↑	98.39%	98.51%	Declining
Statistical Neighbour Mean		England Mean		RAG Rating
N/A		96.8%		Amber

Indicator Description

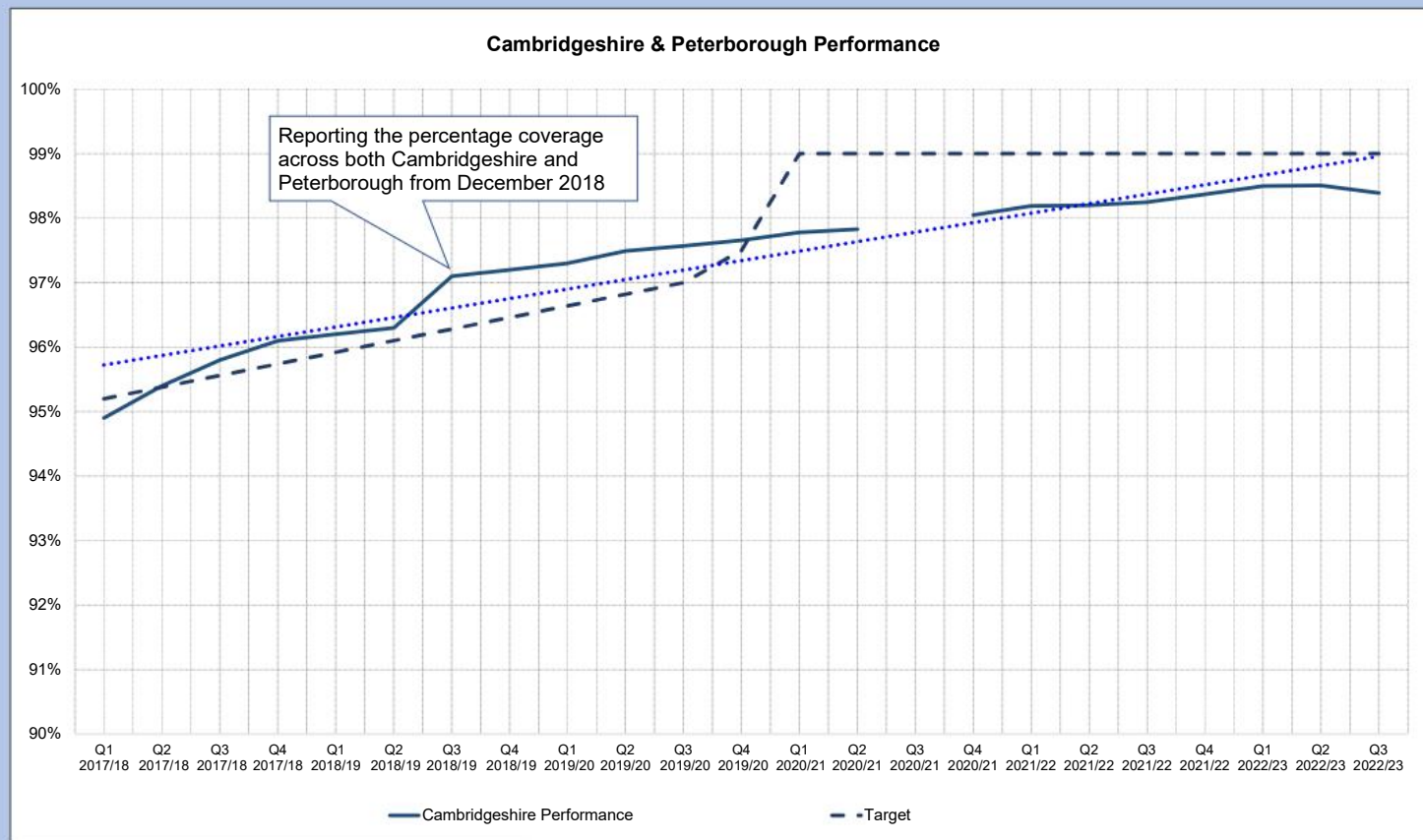
This indicator shows the percentage of addresses with Superfast broadband (greater than 24mbps) availability across Cambridgeshire and Peterborough. The data has been produced by Think Broadband. This is a nationally recognised source of digital infrastructure statistics.

There was an interim target of 97% by end of 2019 and then 99% by 2020.

Source name: Think Broadband Collection name: Local Broadband Information

Polarity: High is good.

There is no statistical neighbour data.



Commentary

The percentage of premises in Cambridgeshire with access to at least superfast broadband decreased slightly in Q3 2022/23 to 98.39%. **This remains lower than the target of >99%.**

The original target was 95% by 2017 which was achieved early. A target of 97% by 2019 was also achieved early and allowed the programme to set a stretched target for >99% by the end of 2020. The Covid 19 pandemic has affected the pace of digital infrastructure delivery. Therefore, it is taking longer than originally planned to reach our >99% target.

Please note the following changes to the indicator:

1. The targets and quarterly figures are now for both Cambridgeshire and Peterborough.
2. Quarterly targets have been calculated based on the overall target to reach over 99% coverage countywide by the end of 2020.

Useful Links

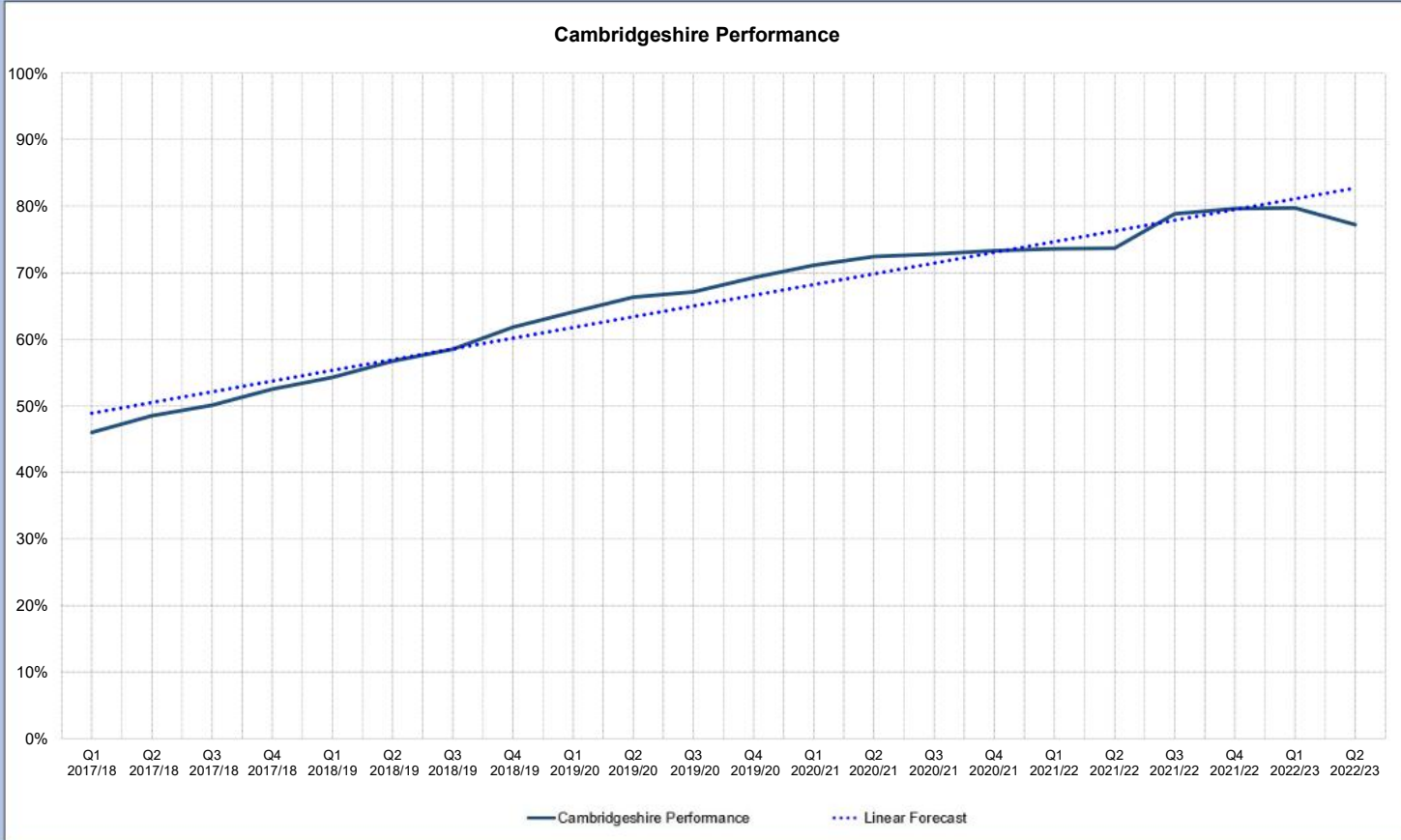
Actions

Target	Direction for Improvement	Current Quarter	Previous Quarter	Change in Performance
Contextual	↑	77.20%	79.73%	Declining
RAG Rating				
Contextual				

Indicator Description

Access to broadband is a key enabler of economic growth.

This is a local contextual indicator. Therefore, there are no statistical neighbour or England data for comparison.



Commentary

The percentage of take-up as part of the superfast broadband rollout programme decreased slightly from Q1 2022/23 to Q2 2022/23. The percentage of take-up was 77.2% at the end of Quarter 2 in 2022/23. This is against the national target of 30%.

It should be noted that there has been a change to the way that the take-up of broadband services is measured. The previous take-up figures related to the delivery of fibre to the cabinet (FTTC) superfast broadband whereas reporting now is a combined take-up figure for superfast and gigabit capable broadband (full fibre in addition to FTTC).

This is a contextual indicator and as such there is no target.

Useful Links

Actions

Target	Direction for Improvement	Current Quarter	Previous Quarter	Change in Performance
100.0%	↑	100.0%	100.0%	Unchanged

RAG Rating

Green

Indicator Description

This indicator is an important measure of success when the local authority determines planning applications.

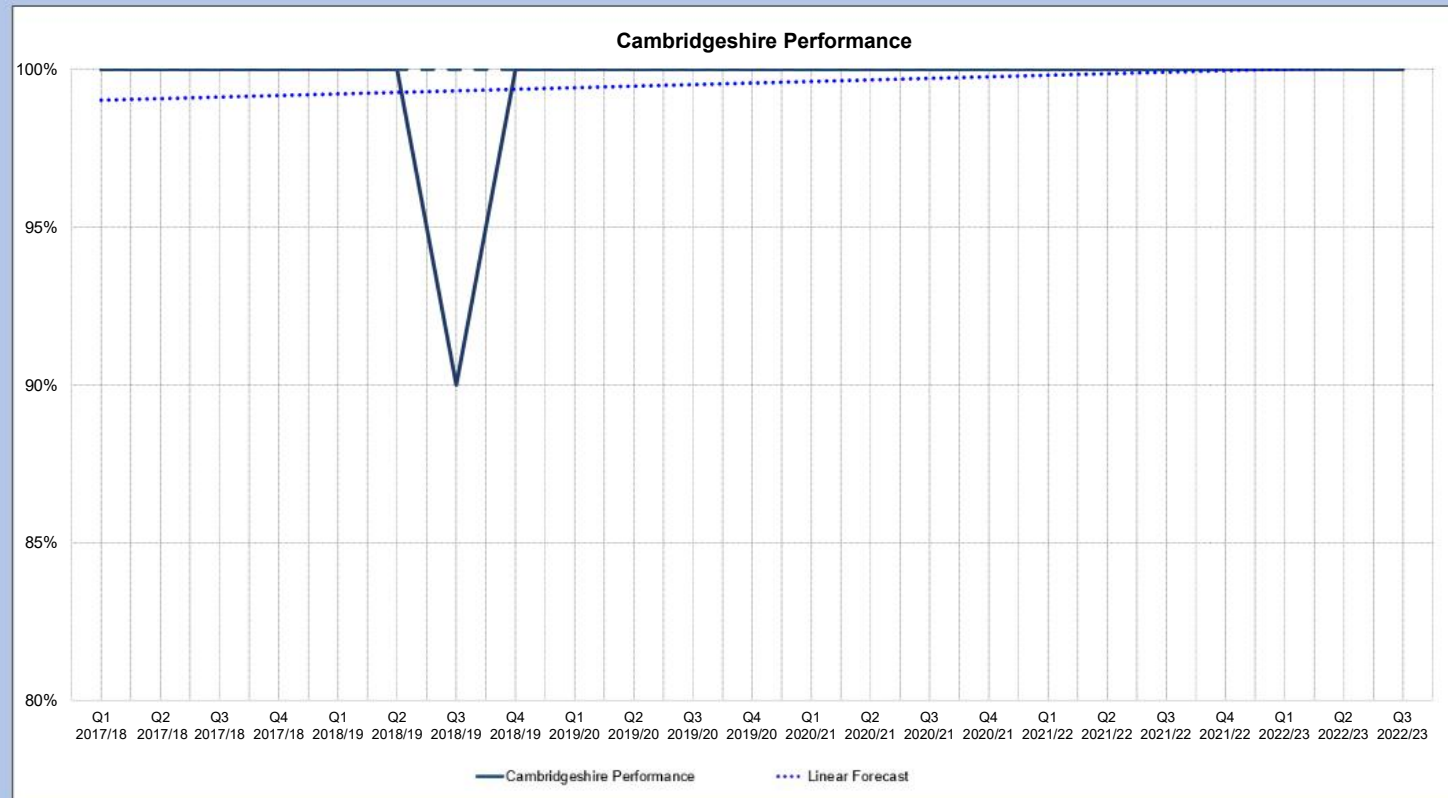
This is shown by the average percentage of decisions on applications made within two years. This is up to and including the most recent financial quarter.

Applications must be made:

- a. within the statutory period. Or:
- b. within an extended period that has been agreed in writing between the applicant and the local planning authority.

We collect the data monthly and report quarterly.

The [Department for Levelling Up, Housing and Communities](#) collect data recorded for major development.



Commentary

If a Local Planning Authority often fails to make a decision on planning applications within the statutory period, without agreeing an extension of time, then the Secretary of State can label the Local Planning Authority as underperforming. If this happens, applicants have the option of submitting their applications to the Planning Inspectorate to make a decision.

If the Local Planning Authority is labelled as underperforming, then they will be expected to prepare an action plan to address areas of weakness that are leading to under performance. Therefore, the percentage of applications that are determined within the agreed timescales is a key performance indicator for the County Planning, Minerals and Waste team.

Performance remained at 100% through the whole 2021/22 financial year. It is recommended that this indicator remains in corporate performance reports for as it is a key indicator of monitoring statutory performance of a key service.

Q1, Q2 and Q3 of 2022/23 continue to see performance remaining at 100%.

Useful Links

[Government publication service document on improving planning performance](#)

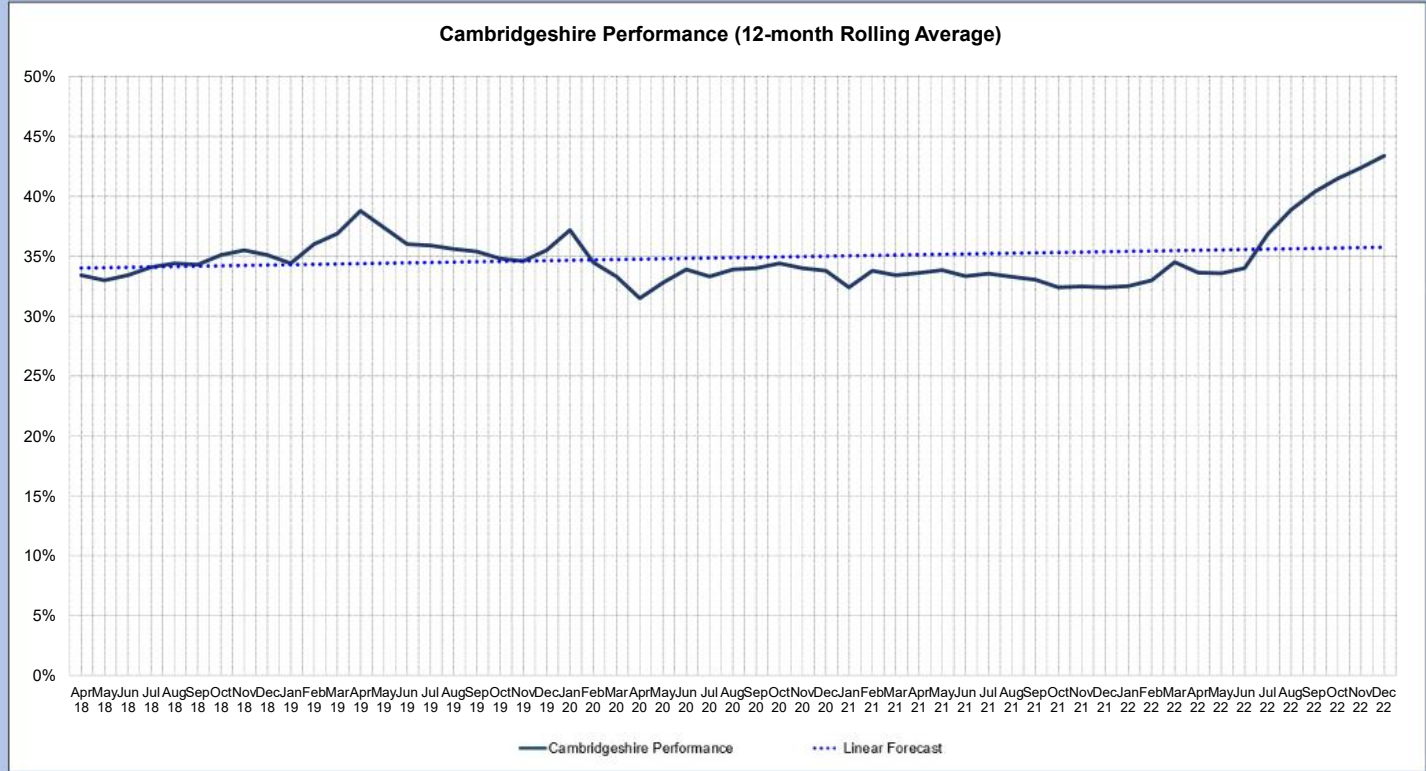
Actions

Target	Direction for Improvement	Current Month	Previous Month	Change in Performance
Contextual	↓	43.4%	42.4%	Declining
RAG Rating				
Contextual				

Indicator Description

This indicator shows the proportion of waste sent to landfill, either directly or as an output from the Mechanical Biological Treatment facility (MBT). This is based on a 12 month rolling average.

Polarity: Low is good



Commentary

During the 12 months ending December 2022, 43.39% of household waste was landfilled. The recent sharp increase relates to residual waste no longer being processed by the MBT from July 2022 onwards (and instead being sent directly to landfill), whilst BATc upgrade works are being carried out at the facility.

Useful Links

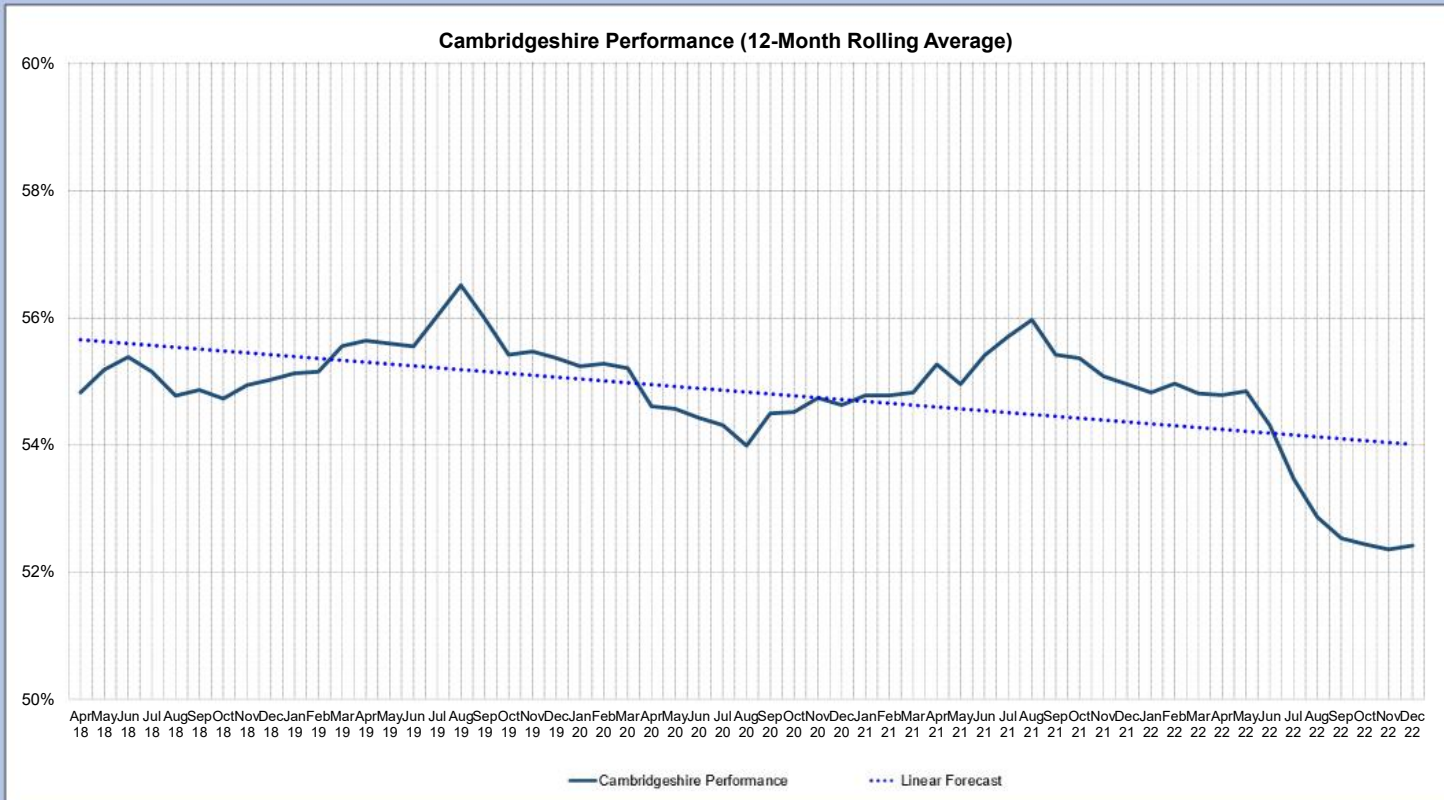
Actions

Target	Direction for Improvement	Current Month	Previous Month	Change in Performance
Contextual	↑	52.42%	52.36%	Improving
RAG rating				
Contextual				

Indicator Description

This indicator shows the combined proportion of household waste that is recycled, reused, composted or sent for energy recovery. This includes all district and city partner's recycling performance as well as the performance of the County Council's Household Recycling Centres. This has significant financial impact on the council.

Polarity: High is good



Commentary

During the 12 months ending in December 2022, 52.42% of waste was recycled, reused, composted or sent for energy recovery. Performance has fallen significantly in recent months, partially due to recyclates no longer being recovered at the front end of the MBT (which is unavailable during BATc upgrade works), but mostly due to the drought over the Summer resulting in lower green waste tonnages for composting.

Useful Links

[Department for Environment, Food & Rural Affairs Waste Statistics](#)

Actions

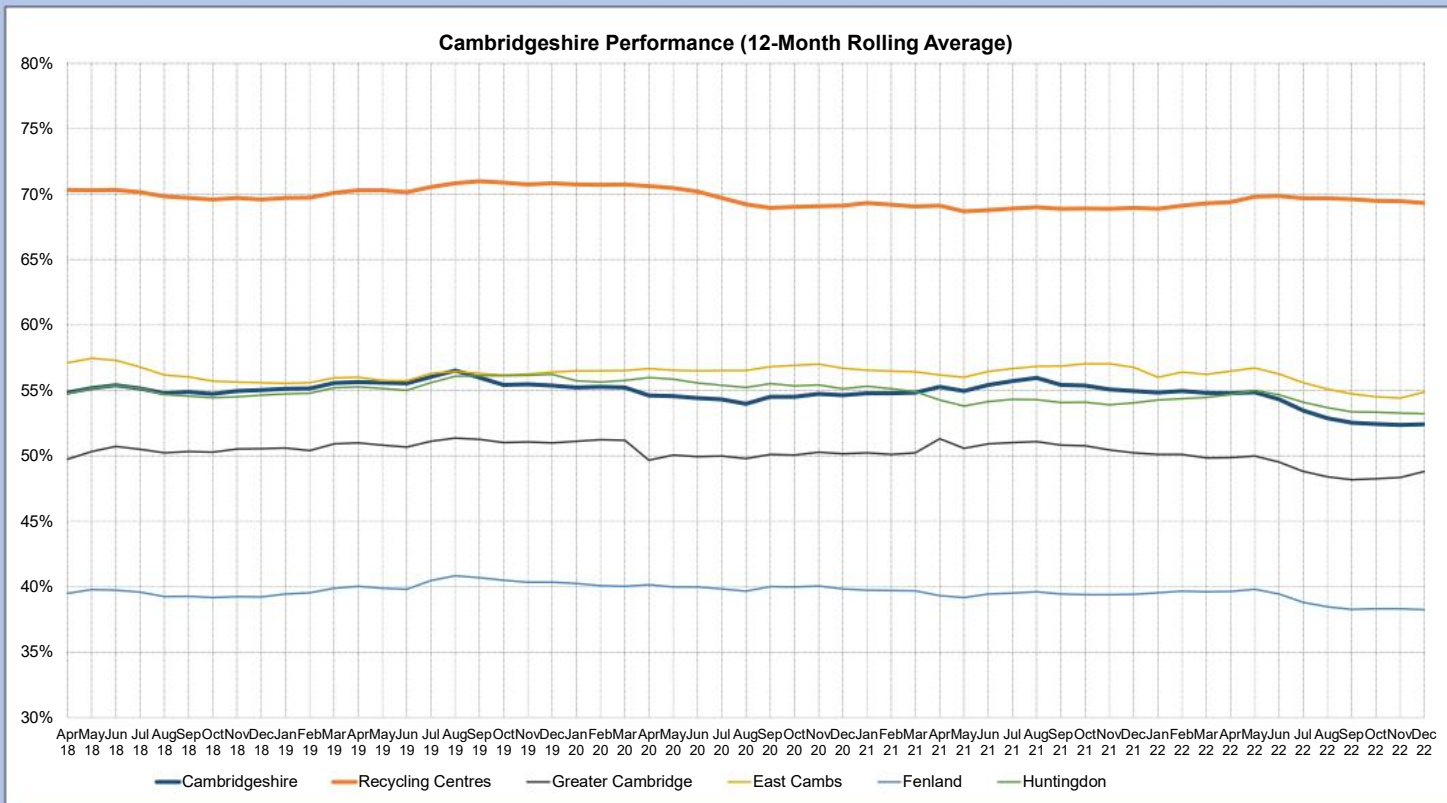
Target	Direction for Improvement	Current Month	Previous Month	Change in Performance
Contextual	↑	52.42%	52.36%	Improving
RAG rating				
Contextual				

Indicator Description

This indicator shows the combined proportion of household waste that is recycled, reused, composted or sent for energy recovery. This includes all district and city partner's recycling performance as well as the performance of the County Council's Household Recycling Centres. This has significant financial impact on the council.

The 'Cambridgeshire' line on this graph is the 12-month rolling average for Cambridgeshire, also shown in Indicator 150a.

Polarity: High is good



Commentary

Fenlands recycling rate is notably lower than the other districts, as they offer a paid garden waste collection, as opposed to the free garden and food waste collection offered by other districts. This results in them collecting proportionally less garden waste for composting.

Useful Links

[Department for Environment, Food & Rural Affairs Waste Statistics](#)

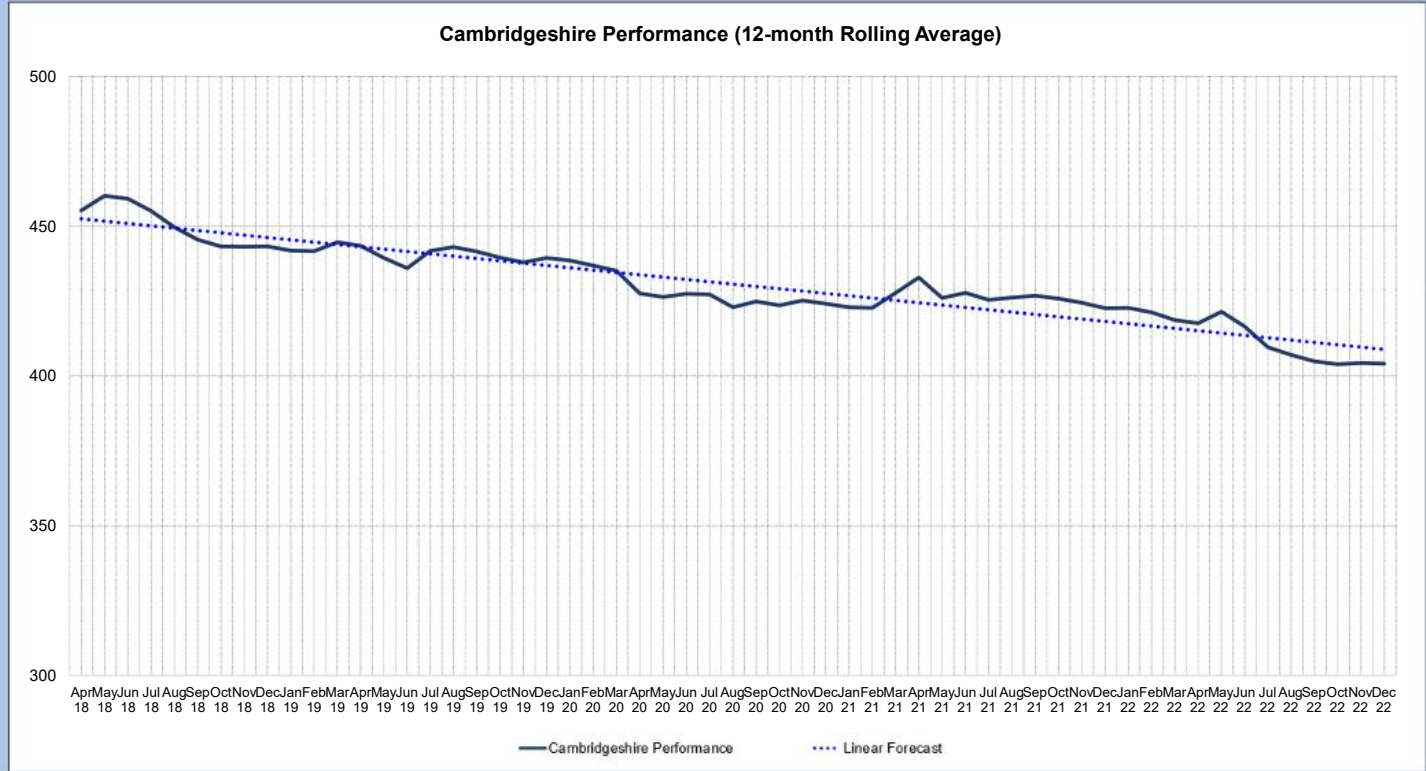
Actions

Target	Direction for Improvement	Current Month	Previous Month	Change in Performance
Contextual	↓	404.2	404.4	Improving
RAG Rating				
Contextual				

Indicator Description

This indicator shows the amount of household waste generated per person within Cambridgeshire. This is based on a 12 month rolling average. This has significant financial impact on the council.

Polarity: Low is good



Commentary

During the 12 months ending December 2022, we collected 404.2kg/head of household waste across Cambridgeshire. This figure continues to fall due to a combination of waste reduction measures and changes to packaging, though there has been a greater increase than usual due to the Summer drought resulting in less green waste.

Useful Links

Actions

Target	Direction for Improvement	Current Month	Previous Month	Change in Performance
Contextual	↓	2,016,996	1,996,894	Declining

RAG Rating

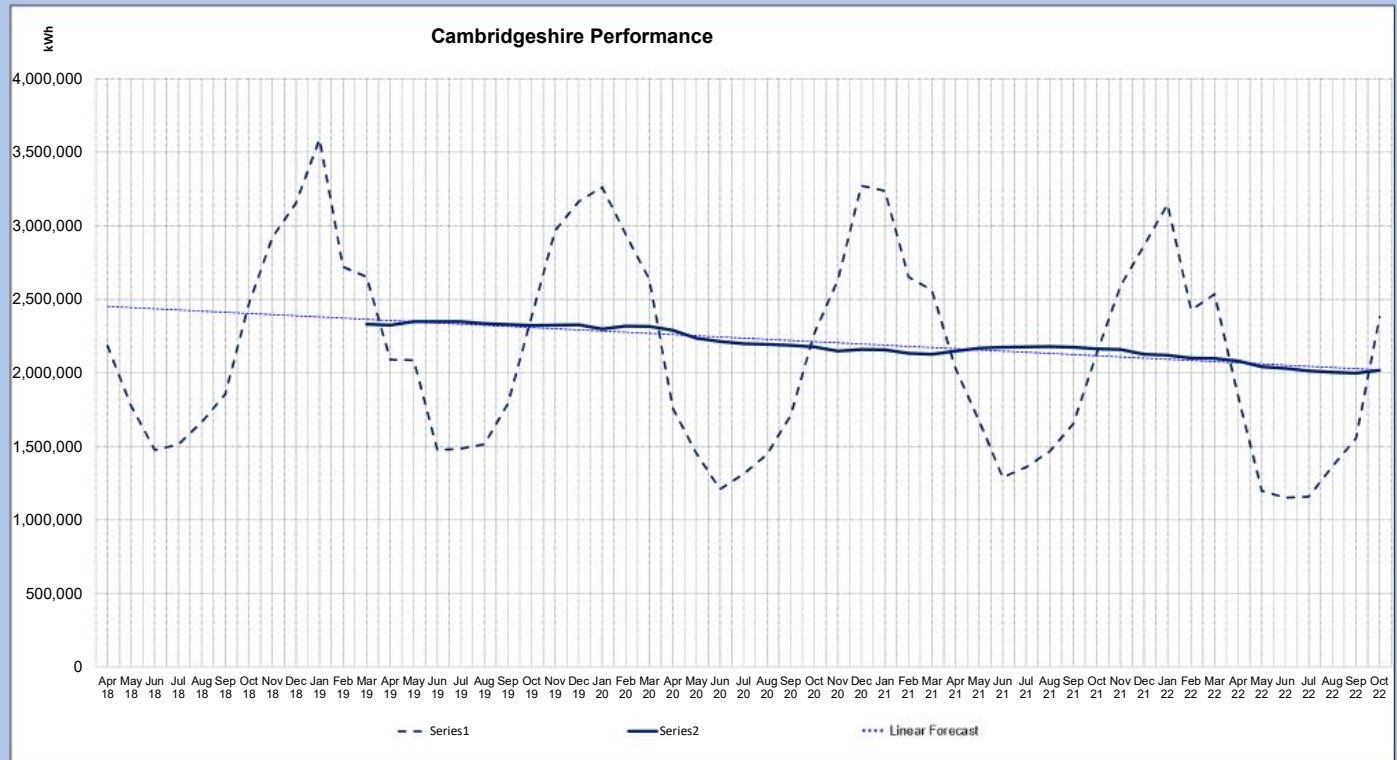
Contextual

Indicator Description

Energy is the biggest source of the Council's direct (scope 1 & 2) emissions. No target has been set for this indicator.

Energy use includes electricity, gas and oil.

Polarity: Low is good



Commentary

Energy usage is expected to be higher in winter, when there is more demand for heating and lighting.

Just under half (45%) of the Council's electricity usage in October 2022 was for street lighting.

Useful Links

Actions

Target	Direction for Improvement	Current Year	Previous Year	Change in Performance
Net zero by 2030	↓	2141.0	1844.3	Declining

RAG Rating

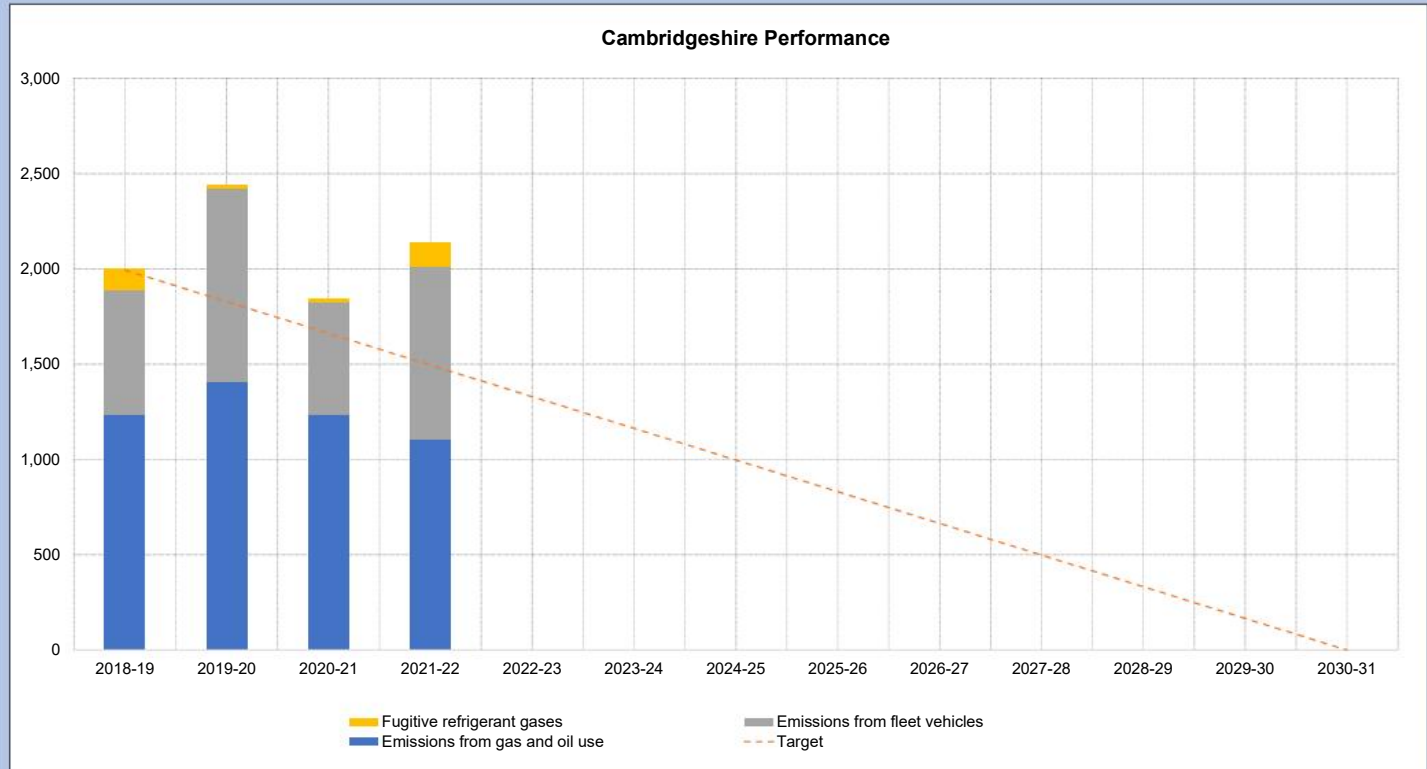
Contextual

Indicator Description

This indicator shows annual progress towards the Council's target set out in the Climate Change and Environment Strategy, of reducing scope 1&2 emissions to net zero by 2030.

Scope 1 means direct emissions from the Council's own assets.
Scope 2 means emissions from purchased electricity.

Polarity: Low is good



Commentary

Gas and oil emissions are forecast to reduce further in 2022-23 due to low carbon heating programme.

Useful Links

<https://www.cambridgeshire.gov.uk/residents/climate-change-energy-and-environment/carbon-footprinting-how-big-is-the-problem>

Actions

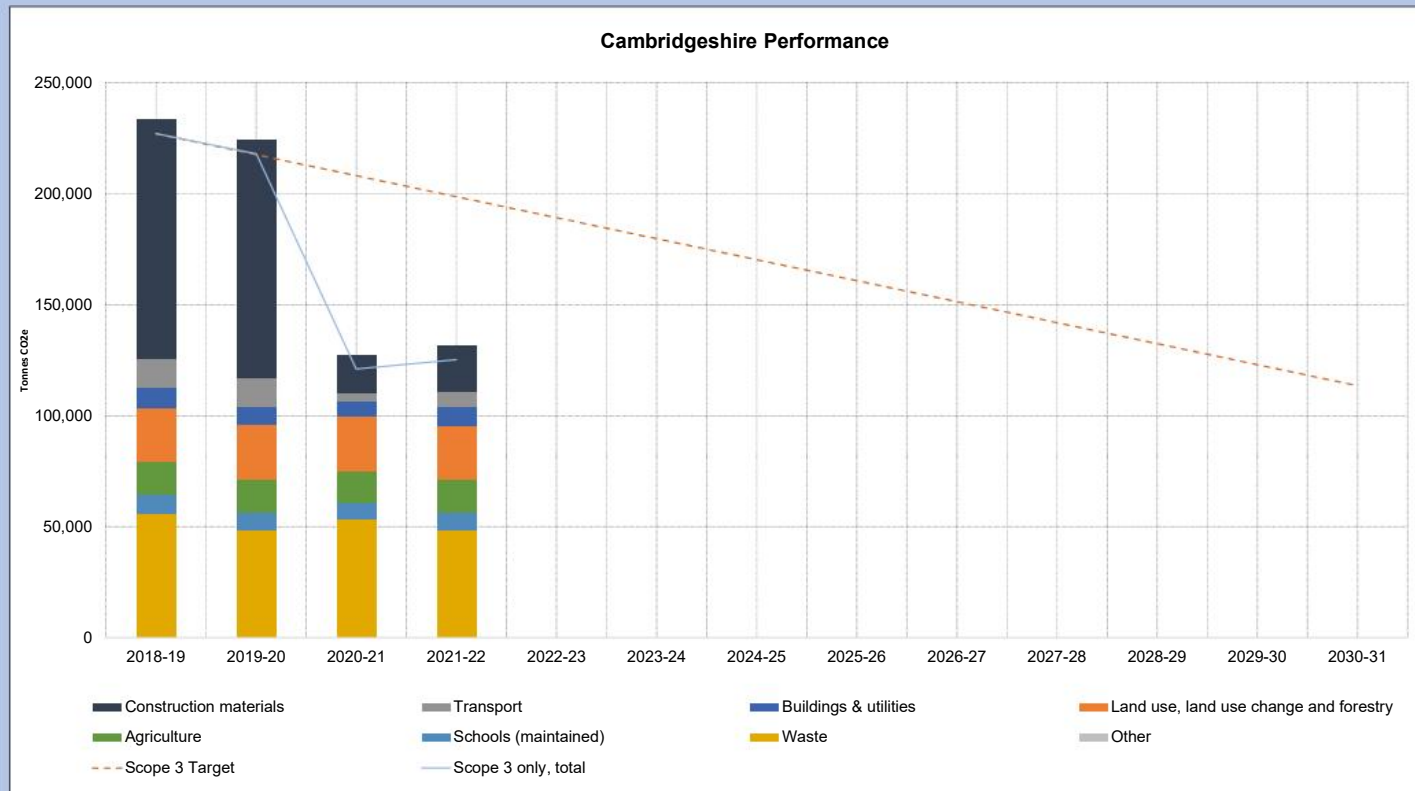
Target	Direction for Improvement	Current Year	Previous Year	Change in Performance
50% reduction from 2018 levels by 2030	↓	131,610	127,261	Declining
RAG Rating				
Contextual				

Indicator Description

This indicator shows annual progress towards the Council's target set out in the Climate Change and Environment Strategy, of reducing scope 3 emissions by 50% by 2030 (compared to 2018 levels).

Scope 1 means direct emissions from the Council's own assets.
 Scope 2 means emissions from purchased electricity.
 Scope 3 means indirect emissions from assets outside the Council's control - for example, employee-owned vehicles, purchased goods and services, outsourced activities.

Polarity: Low is good



Commentary

The data shown is all known emissions. There are likely to be further unknown emissions in our supply chain that we do not have any data for. Large reduction in emissions in 2020-21, mostly due to drop in construction activity. Construction emissions remain low in 2021-2022. Land use emissions included for first time in 2020-21 and added to all years data for consistency. Total emissions have increased slightly since 2020-21 but remain below 2018-19 and 2019-20.

Useful Links

<https://www.cambridgeshire.gov.uk/residents/climate-change-energy-and-environment/carbon-footprinting-how-big-is-the-problem>

Actions

Target	Direction for Improvement	Current Year	Previous Year	Change in Performance
Zero by 2045	↓	6885.5	7315.5	Improving

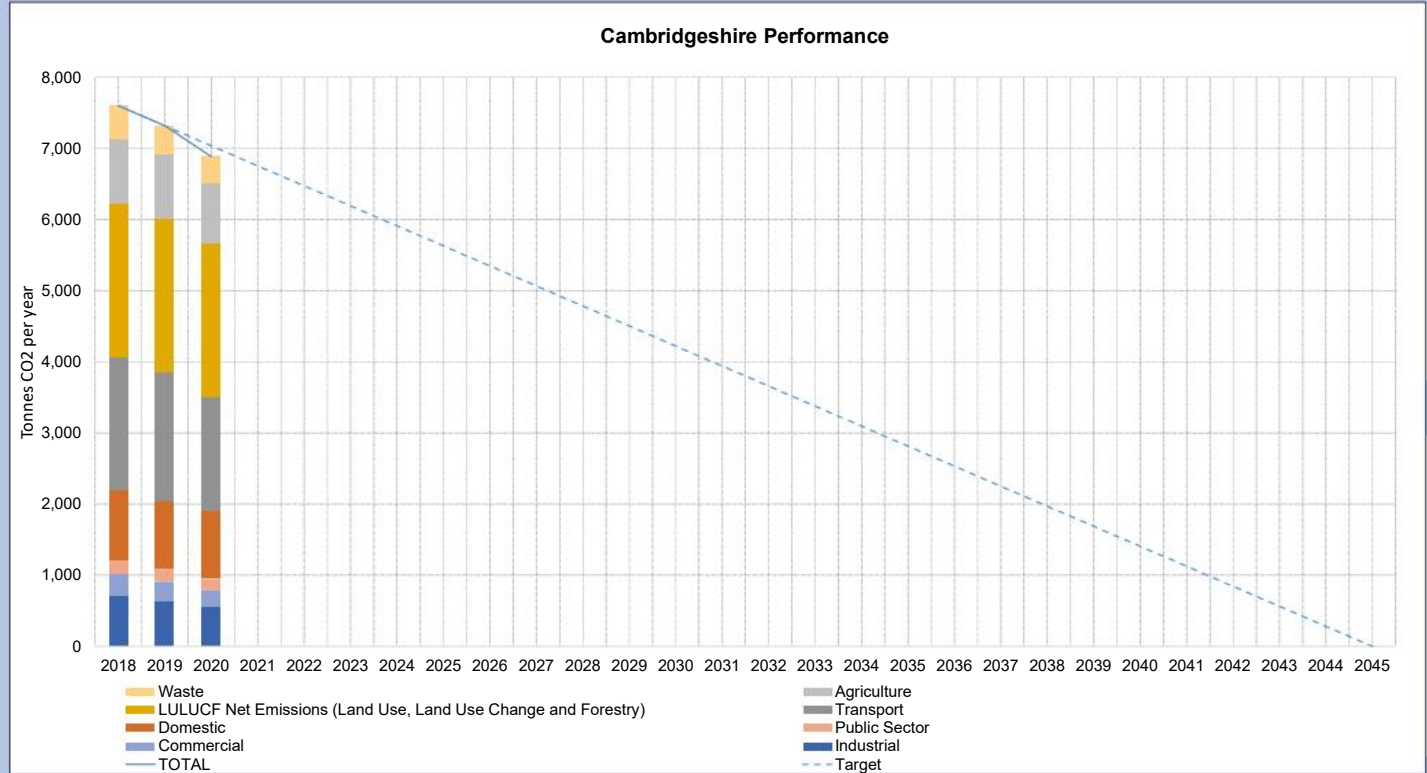
RAG Rating

Contextual

Indicator Description

This data is published by BEIS with a two-year lag. E.g. data for 2020 was published in June 2022. Now includes approx 97% of all greenhouse gas emissions. (Previous years publications used to include CO2 only, which is around 80%.)

Polarity: Low is good



Commentary

5.9% reduction in 2020 emissions compared to 2019. Biggest reductions were in industry (-14%), commercial (-12%), transport (-11.7%) and public sector (-9.6%). Likely due to impacts of Covid. LULUCF remains biggest source of emissions in the county (2,163 tCO2e), followed by transport (1,597 tCO2e). Majority of land use emissions are from cropland (2,151 tCO2e), particularly in Fenland and East Cambridgeshire, likely due to large areas of peatland. Highest transport emissions are in Huntingdonshire then South Cambridgeshire.

Useful Links

- <https://www.gov.uk/government/collections/uk-local-authority-and-regional-carbon-dioxide-emissions-national-statistics>
- <https://www.gov.uk/government/collections/uk-greenhouse-gas-emissions-statistics>

Actions

Finance Monitoring Report – January 2023

To: Environment & Green Investment Committee

Meeting Date: 16 March 2023

From: Executive Director, Place & Sustainability
Service Director, Finance & Procurement

Electoral division(s): All

Key decision: No

Forward Plan ref: N/A

Outcome: The report is presented to provide Committee with an opportunity to note and comment on the January position for 2022/2023.

Recommendation: The Committee is asked to review, note and comment upon the report.

Officer contact:

Name: Sarah Heywood
Post: Strategic Finance Manager
Email: sarah.heywood@cambridgeshire.gov.uk
Tel: 01223 699 714

Member contacts:

Names: Councillor Lorna Dupré/ Councillor Nick Gay
Posts: Chair/Vice CHair
Email: lorna.dupre@cambridgeshire.gov.uk nick.gay@cambridgeshire.gov.uk
Tel: 01223 699831

1. Background

- 1.1 The appendix attached provides the financial position for the whole of Place & Sustainability Directorate, and as such, not all of the budgets contained within it are the responsibility of this Committee. To aid Member reading of the finance monitoring report, budget lines that relate to the Highways and Transport Committee are unshaded and those that relate to the Environment and Green Investment Committee are shaded. Members are requested to restrict their questions to the lines for which this Committee is responsible.
- 1.2 This report is intended to give Committee an update on the financial position of Place & Sustainability Directorate and detail forecast pressures and underspends across the different services and an explanation for variances.

2. Main Issues

- 2.1 Revenue: Across Place & Sustainability Directorate, there is a forecast overspend of £214K as at the end of January, and the main factors for E&GI Committee are:-

Waste (+£802K): Whilst the previously reported landfill gate fee pressure of £700k remains, the forecast green waste pressure has reduced to around £240k following agreement with Thalia of an annual cap. It is expected that these pressures will be partially offset by cost reductions from reduced energy use etc although these are unlikely to be agreed within 2022/23 financial year. In addition to these major BATc related costs, there is also a pressure related to disposing of waste upholstered domestic seating (WUDS) containing Persistent Organic Pollutants (POPS) for the remainder of this financial year. Based on revised estimates of disposal costs, the forecast pressure has reduced to £190k. There are increased costs due to backdated Thriplow rents and leases, increased RECAP partnership contributions and increased levels of ad-hoc waste. These are being offset by increased volumes of trade waste being collected and a reduction in forecast recycling credit payments to District and City Councils. All combined, the service is forecasting an overspend of £802k.

Energy Projects Director (+£300K): (1) Due to the private wire connection points to the business customers requiring additional design work resulting from site/operational changes from the customers, both the income and maintenance costs for the St Ives P&R Smart Energy Grid have been pushed back into 2023/24. (2) Babraham Road P&R smart energy grid has added an additional phase to its construction programme to address the number of available parking concerns during the construction programme. This has added an additional 14 weeks to the construction programme pushing back income generation and maintenance costs to start by October 2023. (3) The North Angle Solar Farm project will be energised by June 2023 and not December 2022 as originally forecast. This is due

to the private wire not being in place by December 2022 as a result of extended third party easement negotiations. This has resulted in an income and maintenance cost delay.

2.2 Capital: The following schemes are showing significant or changed variances:-

Swaffham Prior Community Heat Scheme (-£1,658K): The underspend has reduced by £741K and is now £1.658m. The split of costs for the Private Wire has been adjusted between the two projects (North Angle Solar Farm and Swaffham Prior Community Heat Project) to better reflect where the main benefits of the private wire will accrue and therefore how the costs should be apportioned. The North Angle Solar Farm as the generator of clean electricity will benefit more from energy sales as a result of the private wire.

Babraham Smart Energy Grid (-£2.742m): The construction of this project is now being delivered in three phases. This has directly impacted on the timescales for delivery, extending the programme by 14 weeks. In addition, the complexities associated with altering the programme for construction delayed the start date of the works by 16 weeks.

North Angle Solar Farm (-£3,981m): The North Angle Solar Farm project budget also includes the majority of the budget (£7.3m) for the Cambridgeshire Private Electricity Network, the cable connecting North Angle Solar Farm to Burwell Local and Swaffham Prior Community Energy Centre. It was anticipated that most of this budget would be spent in 2022-23, however, due to various delays in securing easements and planning there has been a slippage in spend of approximately £4m.

3. Alignment with corporate priorities

3.1 Environment and Sustainability

There are no significant implications for this priority.

3.2 Health and Care

There are no significant implications for this priority.

3.3 Places and Communities

There are no significant implications for this priority.

3.4 Children and Young People

There are no significant implications for this priority.

3.5 Transport

There are no significant implications for this priority.

4. Significant Implications

4.1 Resource Implications

This report details the financial position across Place & Sustainability.

4.2 Procurement/Contractual/Council Contract Procedure Rules Implications

There are no significant implications within this category

4.3 Statutory, Legal and Risk Implications

There are no significant implications within this category

4.4 Equality and Diversity Implications

There are no significant implications within this category

4.5 Engagement and Communications Implications

There are no significant implications within this category

4.6 Localism and Local Member Involvement

There are no significant implications within this category

4.7 Public Health Implications

There are no significant implications within this category

4.8 Environment and Climate Change Implications on Priority Areas

There are no significant implications within this category

5. Source documents

5.1 Source documents

None

Appendix A – Place and Sustainability Finance Monitoring Report.

Place & Sustainability Directorate

Finance Monitoring Report – January 2023

1. Summary

1.1 Finance

Category	Target	Section Ref.
Income and Expenditure	Balanced year end position	2
Capital Programme	Remain within overall resources	3

2. Income and Expenditure

2.1 Overall Position

Forecast Variance – Outturn (Previous Month) £000	Directorate	Budget 2022/23 £000	Actual £000	Forecast Variance - Outturn (January) £000	Forecast Variance - Outturn (January) %
-700	Executive Director	609	-210	-700	-115
+234	Highways & Transport	29,044	23,723	-215	+1
+888	Planning, Growth & Environment	45,793	34,186	+890	+2
+270	Climate Change and Energy	-176	-565	+240	-136
-17	Community Safety & Regulatory	4,546	3,006	0	0
0	External Grants	-7,518	-5,289	0	0
+675	Total	72,299	54,850	+214	+1

In summary, P&S is now forecasting an overspend of £214K due to additional income from Traffic management, there are still pressures due to a shortfall in income from energy schemes because of delays, and also in Waste some rent and partnership contribution pressures. There is also a shortfall in income in parking and other services due to the residual impact of Covid but these are offset by the central budget allocated for this specific purpose.

The service level budgetary control report for January 2023 can be found in [appendix 1](#).

Further analysis of the results can be found in [appendix 2](#).

2.1.2 Covid Pressures

Budgeted Pressure £000	Pressure	Revised forecast £000
300	Parking Operations loss of income	257
150	Park & Ride loss of Income	-33
50	Planning Fee loss of Income including archaeological income	120
200	Guided Busway – operator income	186
700	Total Expenditure	530

Covid-19

Table 2.1.2 details the budget (as allocated in Business Planning) and forecasts within the service relating to the Covid-19 virus. The funding to reflect the loss of income is held on the Executive Director line with the actual shortfall shown on the respective policy lines. The budget to offset the loss of income arising from the financial impact of covid is £0.7m, and currently it is estimated that £0.53m is actually required.

2.2 Significant Issues

Budget Baselineing

Since the approval of the 2022/23 Business Plan at Council in February some new pressures have been identified and these have been addressed by a budget re-set approved at Strategy & Resources Committee on 27th June. It has been agreed to allocate the following budgets to address inflationary / PFI pressures within P&S.

- Estimated Streetlighting energy inflation £1,051K
- Waste PFI inflation uplift £1,200K

In addition, it has been agreed by Strategy and Resources Committee to allocate £1,321K to the earmarked Waste Reserve for BATc works

The budgets and reserves within this report reflect these changes.

3. Balance Sheet

3.1 Reserves

A schedule of the Service's reserves can be found in [appendix 5](#).

3.2 Capital Expenditure and Funding

S&P has slightly exceeded its capital programme variation estimate but with two months left there is likely to be further slippage on some schemes and so the Service is increasing its capital programme variation forecast by £3m. This is reflected in the figures in appendix 6.

The Council committed to contribute a sum of £26m towards the A14 improvements over 25 years. It was previously agreed that payments would commence in 2020/21 and amounts were reserved to fulfil this commitment. However, the Department for Transport has now advised that the first payment will be collected in this financial year. To adjust for this, Strategy and Resources Committee will be asked to approve an updated budget profile whereby £2.08m of budget is transferred from this financial year to the updated Years 24 and 25. The figures contained within this report assume this is approved by Strategy & Resources Committee.

Details of all the changes are shown within [appendix 6](#).

Expenditure

Highways Maintenance Expenditure in a number of areas is low at present. This is due to a number of schemes being programmed for late in the year due to road space availability, as well as staff resource pressures in the service causing design and costing to be later than expected. The service remains confident of delivery with road space booked up to the full budget level and the works in the contractors' programmes. The programme is slightly over-committed versus budget to allow for some degree of slippage to take place.

Funding

All other schemes are funded as presented in the 2022/23 Business Plan.

A detailed explanation of the position can be found in [appendix 6](#).

Appendix 1 – Service Level Budgetary Control Report

Previous Forecast Outturn Variance £000's	Service	Budget 2022/23 £000's	Actual January 2023 £000's	Forecast Outturn Variance £000's	Forecast Outturn Variance %
Executive Director					
0	Executive Director	-91	-210	0	0%
-700	Lost Sales, Fees & Charges Compensation	700	0	-700	-100%
-700	Executive Director Total	609	-210	-700	-115%
Highways & Transport					
Highways Maintenance					
0	Asst Dir - Highways Maintenance	165	175	-2	-1%
3	Highway Maintenance	10,758	8,287	23	0%
-54	Highways Asset Management	505	514	-95	-19%
0	Winter Maintenance	2,833	1,739	39	1%
2	Highways – Other	-589	-700	-98	-17%
Project Delivery					
0	Asst Dir - Project Delivery	200	270	0	0%
-13	Project Delivery	2,633	2,701	-13	-1%
-279	Street Lighting	11,926	8,661	-240	-2%
Transport, Strategy & Development					
0	Asst Director - Transport, Strategy & Development	166	150	-2	-1%
-348	Traffic Management	-49	-575	-560	-1137%
69	Road Safety	436	792	31	7%
105	Transport Strategy and Policy	61	192	105	174%
-477	Highways Development Management	0	-551	-477	0%
780	Park & Ride	0	1,459	665	0%
446	Parking Enforcement	0	609	407	0%
234	Highways & Transport Total	29,044	23,723	-215	-1%
Planning, Growth & Environment					
0	Asst Dir - Planning, Growth & Environment	183	150	-3	-2%
88	Planning and Sustainable Growth	967	914	78	9%
13	Natural and Historic Environment	1,022	323	13	1%
787	Waste Management	43,621	32,799	802	2%
888	Planning, Growth & Environment Total	45,793	34,186	890	2%
Climate Change & Energy Service					
300	Energy Projects Director	-300	-639	300	100%
-30	Energy Programme Manager	124	73	-60	-49%
270	Climate Change & Energy Service Total	-176	-565	240	-136%
Community Safety & Regulatory Service					
0	Domestic Abuse & Sexual Violence Service	2,562	983	0	0%
-17	Registration & Citizenship Services	-751	-492	0	0%
0	Coroners	1,988	1,811	0	0%
0	Trading Standards	748	704	0	0%
-17	Community Safety & Regulatory Service Total	4,546	3,006	0	0%
675	Total	79,817	60,139	+214	0%

Appendix 2 – Commentary on Forecast Outturn Position

Number of budgets measured at service level that have an adverse/positive variance greater than 2% of annual budget or £100,000 whichever is greater.

Lost Sales, Fees & Charges Compensation

Current Budget for 2022/23 £'000	Actual £'000	Outturn Forecast £'000	Outturn Forecast %
700	0	-700	-100

Budget has been set aside to cover expected shortfalls in income due to COVID. The budget has been built on assumptions on the level of income and these are being closely monitored during the year.

Street Lighting

Current Budget for 2022/23 £'000	Actual £'000	Outturn Forecast £'000	Outturn Forecast %
11,926	8,661	-240	-2

Forecast has been updated in line with new energy rate for October 2022. The forecast has also been adjusted to reflect the discount that is being applied to the energy rates in the period October 2022 to March 2023 in line with the application of the Governments Energy Bill relief scheme.

Traffic Management

Current Budget for 2022/23 £'000	Actual £'000	Outturn Forecast £'000	Outturn Forecast %
-49	-575	-560	-1,137

Income from road opening and closure fees are currently forecast to be higher than the budget.

Road Safety

Current Budget for 2022/23 £'000	Actual £'000	Outturn Forecast £'000	Outturn Forecast %
436	792	+31	+7

Partly due to staff vacancies the amount of income from Road Safety audits is expected to be less than the amount budgeted.

Transport Strategy and Policy

Current Budget for 2022/23 £'000	Actual £'000	Outturn Forecast £'000	Outturn Forecast %
61	192	+105	174

There are also a number of areas of CCC work which the team are expected to deliver for which there is insufficient funding, which has to be delivered as it is part of CCC's statutory duty. Also the amount of work that was expected from the Combined authority has not yet been agreed.

Park & Ride

Current Budget for 2022/23 £'000	Actual £'000	Outturn Forecast £'000	Outturn Forecast %
0	1,459	+665	0

There is a pressure on the Guided Bus Maintenance due to the installation of a temporary fence on the Southern Section of the Guided Busway, between the station and the Addenbrookes spur, and implementation of the safety measures as recommended in the Mott Macdonald safety report. An HSE investigation continues regarding the busway.

Post covid busway services have still not recovered to pre covid levels. This means less access charge income coming into the busway budget. The access agreement allows increases each April to the access charges to cover full maintenance costs of the busway. This would allow for some increase in April 2023. However, unless patronage increases between now and then the capacity for the operators to absorb a large increase is questionable. Even then, the access charge increase could not be used to pay for the additional expenditure on the maintenance track (cycleway/bridleway), additional safety works required by HSE as this would be regarded by the Bus operators as non-maintenance/non-busway expenditure.

Parking Enforcement

Current Budget for 2022/23 £'000	Actual £'000	Outturn Forecast £'000	Outturn Forecast %
0	+609	+407	0

Income is projected to be lower than the budget set due to changes since the pandemic. This is projected on certain assumptions and these assumptions are being closely monitored during the year. Currently income is slightly ahead of these initial assumptions. Budget to cover this shortfall is held within 'Lost Sales, Fees & Charges Compensation' line.

An additional pressure of £150k is included which is a contribution to the District's Civil Parking implementation costs.

Planning and Sustainable Growth

Current Budget for 2022/23 £'000	Actual £'000	Outturn Forecast £'000	Outturn Forecast %
967	914	+90	+9

Income is projected to be lower than the budget set. Budget to cover this shortfall is held within 'Lost Sales, Fees & Charges Compensation' line.

Natural and Historic Environment

Current Budget for 2022/23 £'000	Actual £'000	Outturn Forecast £'000	Outturn Forecast %
1,022	323	+13	+1

Income is projected to be lower than the budget set. Budget to cover this shortfall is held within 'Lost Sales, Fees & Charges Compensation' line.

Waste

Current Budget for 2022/23 £'000	Actual £'000	Outturn Forecast £'000	Outturn Forecast %
43,621	32,799	+802	+2

Whilst the previously reported landfill gate fee pressure of £700k remains, the forecast green waste pressure has reduced to around £240k following agreement with Thalia of an annual cap. Whilst it is expected that these pressures will be partially offset by cost reductions from reduced energy use etc, these are no longer expected to be agreed and delivered within 2022/23 financial year.

In addition to these major BATc related costs, there is also a pressure related to disposing of waste upholstered domestic seating (WUDS) containing Persistent Organic Pollutants (POPS) for the remainder of this financial year. Based on revised estimates of disposal costs, the forecast pressure has reduced to £190k.

In addition to these, we are also seeing forecasted variance in a number of different areas. There are increased costs due to backdated Thriplow rents and leases, increased RECAP partnership contributions and increased levels of ad-hoc waste. These are being offset by increased volumes of trade waste being collected and a reduction in forecast recycling credit payments to District and City Councils.

All combined, we are currently forecasting an overspend of £802k.

Energy Projects Director

Current Budget for 2022/23 £'000	Actual £'000	Outturn Forecast £'000	Outturn Forecast %
-300	-639	+300	+100

Income and maintenance costs for the St Ives P&R Smart Energy Grid forecast for this year have been pushed back into 2023/24 This is due to the private wire connection points to the business customers requiring additional design work resulting from site/operational changes from the customers.

Babraham Road P&R smart energy grid has added an additional phase to its construction programme to address the number of available parking concerns during the construction programme. This has added an additional 14 weeks to the construction programme pushing back income generation and maintenance costs to start by October 2023. The North Angle Solar Farm project will be energised by June 2023 and not December 2022 as originally forecast. This is due to the private wire not being in place by December 2022 as a result of extended third party easement negotiations. This has resulted in an income and maintenance cost delay.

Appendix 3 – Grant Income Analysis

The table below outlines the additional grant income, which is not built into base budgets.

Grant	Awarding Body	Expected Amount £'000
Grants as per Business Plan	Various	6,754
Adjustment re Waste PFI grant		-27
Strategic Parks and Greenspaces	National Heritage	106
Community Safety & Regulatory grants previously within P&C		562
Non-material grants (+/- £30k)	N/A	123
Total Grants 2022/23		7,518

Appendix 4 – Virements and Budget Reconciliation

Budgets and movements	£'000	Notes
Budget as per Business Plan	66,101	
Transfer of Energy Schemes	-369	
Allocation of funding for 1.75% 21/22 pay award	191	
Budget re-set Streetlighting energy inflation	1,200	
Budget re-set Waste PFI inflation uplift	1,051	
Alconbury Solar Ports	33	Transfer of income budget to Corporate Services
Just transition funded schemes	-455	Budget replaced by contributions from reserves
Areas transferred from P&C	3,798	
Allocation of funding for 22/23 pay award	790	
Non-material virements (+/- £30k)	-40	
Current Budget 2022/23	72,299	

Appendix 5 – Reserve Schedule

Fund Description	Balance at 31st March 2022 £'000	Movement within Year £'000	Balance at 31st January 2023 £'000	Yearend Forecast Balance £'000	Notes
Other Earmarked Funds					
Deflectograph Consortium	31	0	31	30	Partnership accounts, not solely CCC
Highways Searches	339	0	339	0	
On Street Parking	2,566	0	2,566	2,000	
Highways Maintenance	1,490	0	1,490	1,000	
Streetworks Permit scheme	44	0	44	0	
Highways Commuted Sums	1,373	57	1,430	1,200	
Streetlighting – Commuted Sums	16	0	16	0	
Flood Risk funding	20	0	20	0	
Real Time Passenger Information (RTPI)	216	0	216	216	
Waste - Recycle for Cambridge & Peterborough (RECAP)	23	0	23	0	Partnership accounts, not solely CCC Partnership accounts, not solely CCC
Travel to Work	263	0	263	180	
Steer- Travel Plan+	85	0	85	52	
Greenspaces	85	0	85	85	
Waste reserve	3,184	1,231	4,415	1,845	
Coroners - Complex inquests	375	(85)	290	310	
Registrars	325	0	325	325	
Trading Standards	100	0	100	100	
Proceed of Crime	296	0	296	296	
Other earmarked reserves under £30k	20	0	20	0	
Sub total	10,852	1,202	12,055	7,639	
Capital Reserves					
Government Grants - Local Transport Plan	0	0	0	0	Account used for all of P&S
Other Government Grants	861	0	861	0	
Other Capital Funding	1,804	0	1,804	0	
Sub total	2,665	0	2,665	0	
TOTAL	13,518	1,202	14,720	7,639	

Appendix 6 – Capital Expenditure and Funding

Capital Expenditure 2022/23

Total Scheme Revised Budget £'000	Original 2022/23 Budget as per BP £'000	Scheme	Revised Budget for 2022/23 £'000	Actual Spend (January) £'000	Forecast Spend – Outturn (January) £'000	Forecast Variance – Outturn (January) £'000
		Integrated Transport				
0	200	Major Scheme Development & Delivery	0	29	29	29
550	311	- S106 Northstowe Bus Only Link	550	335	550	0
208	0	- Stuntney Cycleway	41	11	21	-20
1,310	1,257	Local Infrastructure Improvements	1,319	633	926	-393
88	75	- Minor improvements for accessibility and Rights of Way	86	33	73	-13
1,480	1,494	Safety Schemes	1,480	70	250	-1,230
562	345	Strategy and Scheme Development work	614	560	648	34
		Delivering the Transport Strategy Aims				
2,046	1,859	- Highway schemes	2,046	507	1,232	-814
		- Cycling schemes				
0	550	- Boxworth to A14 Cycle Route	0	0	0	0
0	500	- Hilton to Fenstanton Cycle Route	0	0	0	0
0	780	- Buckden to Hinchingsbrooke Cycle Route	0	0	0	0
0	251	- Dry Drayton to NMU	50	12	50	0
1,279	819	- Bar Hill to Longstanton	40	37	40	0
1,000	115	- Girton to Oakington	339	52	38	-301
16	0	- Arbury Road	12	0	0	-12
1,562	0	- Papworth to Cambourne	0	51	82	82
1,092	1,266	- Other Cycling schemes	1,092	214	591	-501
25	23	Air Quality Monitoring	25	2	25	0
26,000	1,040	A14	-1,040	-2,080	-1,040	0
		Operating the Network				
9,298	9,275	Carriageway & Footway Maintenance incl Cycle Paths	9,298	5,348	8,578	-720
235	235	Rights of Way	235	132	243	8
3,366	2,477	Bridge Strengthening	3,406	2,963	3,620	214
778	778	Traffic Signal Replacement	778	243	618	-160
183	183	Smarter Travel Management - Int Highways Man Centre	183	139	189	6
0	118	Smarter Travel Management - Real Time Bus Information	0	0	0	0
		Highways & Transport				
		Highways Maintenance				
78,700	809	£90m Highways Maintenance schemes	2,365	2,644	2,805	440
4,329	4,329	Pothole grant funding	8,329	5,144	8,576	247
24,000	4,000	Footways	4,425	2,925	4,375	-50
0	0	Safer Roads Fund	0	0	0	0
6,800	800	B1050 Shelfords Road	800	0	0	-800
		Project Delivery				
49,000	3	- Ely Crossing	15	-931	15	0
149,791	4,079	- Guided Busway	200	177	200	0
		Cambridge Cycling Infrastructure	0	2	1	1
1,975	0	- Fendon Road Roundabout	189	20	19	-170
450	268	- Ring Fort Path	398	37	433	35
330	85	- Cherry Hinton Road	183	81	183	0

Total Scheme Revised Budget £'000	Original 2022/23 Budget as per BP £'000	Scheme	Revised Budget for 2022/23 £'000	Actual Spend (January) £'000	Forecast Spend – Outturn (January) £'000	Forecast Variance – Outturn (January) £'000
33,500	2,516	- King's Dyke	5,084	5,792	5,084	0
1,181	0	- Emergency Active Fund	1,181	735	1,182	1
2,589	0	- Lancaster Way	287	115	130	-157
1,883	4,481	- Wisbech Town Centre Access Study	693	-93	334	-359
158	0	- Spencer Drove, Soham	257	294	294	37
4,984	325	- March Future High St Fund	315	300	308	-7
7,770	1,601	- St Neots Future High St Fund	831	275	329	-502
2,367	0	- March Area Transport Study - Main schemes	2,367	1,425	2,069	-298
2,300	0	- St Ives local improvements	1,000	63	73	-927
5,805	0	- A141 and St Ives Improvement	1,002	202	1,002	0
3,803	0	- A10 Ely to A14 Improvements	957	188	957	0
		Transport Strategy and Network Development				
1,000	0	- Scheme Development for Highways Initiatives	424	1	50	-374
2,072	0	- Combined Authority Schemes	389	356	438	49
280	0	- A505	0	2	5	5
0	0	- Northstowe Transport Monitoring	95	95	95	0
6,795	0	- Wheatsheaf Crossroads	383	109	243	-140
		Planning, Growth & Environment				
6,634	1,740	- Waste Infrastructure	1,808	116	231	-1,577
20,367	0	- Waterbeach Waste Treatment Facilities	1,047	851	1,500	453
680	0	- Northstowe Heritage Centre	375	61	375	0
		Climate Change & Energy Services				
0	0	- Energy Efficiency Fund	0	0	0	0
10,600	6,215	- Swaffham Prior Community Heat Scheme	6,943	3,605	5,285	-1,658
928	0	- Alconbury Civic Hub Solar Car Ports	0	52	52	52
4,878	3,621	- St Ives Smart Energy Grid Demonstrator scheme	3,978	2,716	4,120	142
8,078	6,079	- Babraham Smart Energy Grid	5,630	1,124	2,888	-2,742
6,970	0	- Trumpington Smart Energy Grid	0	0	0	0
8,266	0	- Stanground Closed Landfill Energy Project	150	0	50	-100
2,526	0	- Woodston Closed Landfill Energy Project	0	0	0	0
28,867	6,909	- North Angle Solar Farm, Soham	7,963	2,269	3,982	-3,981
635	0	- Fordham Renewable Energy Network Demonstrator	609	3	70	-539
15,000	5,940	- Environment Fund - Decarbonisation Fund - Council building Low Carbon Heating	892	576	898	6
0	0	- Environment Fund - Decarbonisation Fund - School Low Carbon Heating Programme	0	23	421	421
200	0	- Environment Fund - EV Chargepoints	194	91	159	-35
500	435	- Environment Fund - Oil Dependency	0	32	0	0
300	300	- Environment Fund - Climate Innovation	70	4	146	76
74	0	- Treescape Fund	36	0	88	52
157	0	- Cambridge Electric Vehicle Chargepoints	139	0	139	0
3,145	0	- School Ground Source Heat Pump Projects	926	488	937	11
37,179	11,325	Connecting Cambridgeshire	4,628	2,045	2,717	-1,911
	1,092	Capitalisation of Interest	1,092	0	1,092	0
598,924	90,903		89,203	43,305	71,113	-18,090
	-17,736	Capital Programme variations	-17,736	0	-3,000	14,736
	73,167	Total including Capital Programme variations	71,467	43,305	68,113	-3,354

The increase between the original and revised budget is partly due to the carry forward of funding from 2021/22, this is due to the re-phasing of schemes, which were reported as underspending at the end of the 2021/22 financial year. The phasing of a number of schemes have been reviewed since the published business plan and are now incorporated in the table above

The Capital Programme Board have recommended that services include a variation budget to account for likely slippage in the capital programme, as it is sometimes difficult to allocate this to individual schemes in advance. As forecast underspends start to be reported, these are offset with a forecast outturn for the variation budget, leading to a balanced outturn overall up to the point when slippage exceeds this budget. The allocations for these negative budget adjustments have been calculated and shown against the slippage forecast to date.

Appendix 7 – Commentary on Capital expenditure

- S106 Northstowe Bus Only Link

Revised Budget for 2022/23 £'000	Forecast Spend - Outturn (January) £'000	Forecast Variance (January) £'000	Variance Last Month (December) £'000	Movement £'000	Breakdown of Variance: Underspend/ pressure £'000	Breakdown of Variance : Rephasing £'000
550	550	0	0	0	0	0

Although expenditure is low at present, work is now underway and it is expected that expenditure will be in line with the budget.

- Local Infrastructure Improvements

Revised Budget for 2022/23 £'000	Forecast Spend - Outturn (January) £'000	Forecast Variance (January) £'000	Variance Last Month (December) £'000	Movement £'000	Breakdown of Variance: Underspend/ pressure £'000	Breakdown of Variance : Rephasing £'000
1,310	926	-393	-340	-53	0	-393

The majority of the work for these schemes has been committed but the very nature of these schemes, it is expected that a certain amount of expenditure will fall into next financial year.

- Safety Schemes

Revised Budget for 2022/23 £'000	Forecast Spend - Outturn (January) £'000	Forecast Variance (January) £'000	Variance Last Month (December) £'000	Movement £'000	Breakdown of Variance: Underspend/ pressure £'000	Breakdown of Variance : Rephasing £'000
1,480	250	-1,230	-1,230	0	0	-1,230

The majority of the budget relate to 2 schemes, Puddock Road Ramsey and Swaffham Heath Crossroads. For both of these schemes it is expected that the majority of construction work will take place next financial year. For Swaffham Heath, discussions are currently being held with the landowner and should be clearer in December.

- DTSA – Highway Schemes

Revised Budget for 2022/23 £'000	Forecast Spend - Outturn (January) £'000	Forecast Variance (January) £'000	Variance Last Month (December) £'000	Movement £'000	Breakdown of Variance: Underspend/pressure £'000	Breakdown of Variance : Rephasing £'000
2,046	1,232	-814	-575	-239	0	-814

Although expenditure is low at present, detailed design work is currently ongoing, and it is expected that delivery will begin across several projects in Q4. However the following projects in the programme will be delayed due to a mixture of legal and landownership issues (A605 Elton NMU, Merivale Way Ely), roadspace requirements and having to work over the easter holidays (Maids Causeway, A603 Barton Road, Ely City 20mph, PROW improvements in Brampton) or delays caused by third parties (20mph Quick Win projects).

- Girton to Oakington cycling scheme

Revised Budget for 2022/23 £'000	Forecast Spend - Outturn (January) £'000	Forecast Variance (January) £'000	Variance Last Month (December) £'000	Movement £'000	Breakdown of Variance: Underspend/pressure £'000	Breakdown of Variance : Rephasing £'000
339	38	-301	-301	0	0	-301

Completion of Phase 2 detailed design and acquisition of 3rd party land to be undertaken during 22/23. The remaining budget will not be adequate to complete construction, so other funding sources are being investigated. There may be additional funding which would move the project forward in 22/23.

- Other cycling schemes

Revised Budget for 2022/23 £'000	Forecast Spend - Outturn (January) £'000	Forecast Variance (January) £'000	Variance Last Month (December) £'000	Movement £'000	Breakdown of Variance: Underspend/pressure £'000	Breakdown of Variance : Rephasing £'000
1,092	396	-696	-696	0	0	-696

The variance relates to 3 schemes, B1049 A14 Histon junction, Eddington to Girton and Ditton Lane, Fen Ditton. For each of these schemes, feasibility and preliminary design work will be undertaken this financial year to establish likely construction costs. Any construction will take place in 2023/24 and the funding will be rolled forward for this.

Other cycling schemes are expected to spend to budget.

- Carriageway & Footway Maintenance incl Cycle Paths

Revised Budget for 2022/23 £'000	Forecast Spend - Outturn (January) £'000	Forecast Variance (January) £'000	Variance Last Month (December) £'000	Movement £'000	Breakdown of Variance: Underspend/pressure £'000	Breakdown of Variance : Rephasing £'000
9,298	8,578	-720	-500	-220	0	-720

Although expenditure is low at present, work is committed (£6.8mil) or underway and it is expected that expenditure will be in line with the budget. A robust and realistically resourced forward delivery programme is in place and agreed with our contractor and their suppliers which takes us up to the end of this financial year. Due to network constraints a number of high value surfacing schemes had to be delivered in Q4, whilst others in the drainage programme are

currently going through detailed design to end of November before being priced and delivered in February / March 23. Network constraints also mean the A505 VRS budget (£950k) will likely only be around 50% spent in year, with work starting in February and running through to May 23, so £500k projected to carry into Q1 23/24. A number of smaller schemes have been delayed from March to June 2023 (£200k).

- Rights of Way

Revised Budget for 2022/23 £'000	Forecast Spend - Outturn (January) £'000	Forecast Variance (January) £'000	Variance Last Month (December) £'000	Movement £'000	Breakdown of Variance: Underspend/pressure £'000	Breakdown of Variance : Rephasing £'000
235	243	+8	+11	-3	+8	0

Although expenditure is low at present, work is committed or underway and it is expected that expenditure will be in line with the budget.

- Bridge Strengthening

Revised Budget for 2022/23 £'000	Forecast Spend - Outturn (January) £'000	Forecast Variance (January) £'000	Variance Last Month (December) £'000	Movement £'000	Breakdown of Variance: Underspend/pressure £'000	Breakdown of Variance : Rephasing £'000
3,406	3,620	+214	0	+214	+214	0

Barrington Footbridge cost increases due to unforeseen issues on site requiring more extensive works. Alconbury Service Road Viaduct significant increase in materials costs plus increased extent of scheme.

- Traffic Signal Replacement

Revised Budget for 2022/23 £'000	Forecast Spend - Outturn (January) £'000	Forecast Variance (January) £'000	Variance Last Month (December) £'000	Movement £'000	Breakdown of Variance: Underspend/pressure £'000	Breakdown of Variance : Rephasing £'000
778	618	-160	0	-160	0	-160

Scheme at High street Willingham delayed until 2023/24 due to a clash with Cambridge Water works.

- £90m Highways Maintenance schemes

Revised Budget for 2022/23 £'000	Forecast Spend - Outturn (January) £'000	Forecast Variance (January) £'000	Variance Last Month (December) £'000	Movement £'000	Breakdown of Variance: Underspend/pressure £'000	Breakdown of Variance : Rephasing £'000
2,365	2,805	+440	+313	+127	+440	0

Projected overspend due to scheme at Cromwell Road, Wisbech carriageway resurfacing. There was an extended duration on site due to unearthing further drainage issues & delays due to unidentified utilities including BT cables which had to be worked around. Cold and wet weather also caused several shifts on site to be cancelled which then delayed overall delivery, (the work was all being delivered overnight due to location).

Mildenhall Road, Littleport, extra defective areas identified which has increased costs above the original budget.

- Pothole Grant funding

Revised Budget for 2022/23 £'000	Forecast Spend - Outturn (January) £'000	Forecast Variance (January) £'000	Variance Last Month (December) £'000	Movement £'000	Breakdown of Variance: Underspend/pressure £'000	Breakdown of Variance : Rephasing £'000
8,329	8,576	+247	+313	-127	+247	0

Inflationary costs in programme primarily bitumen prices rises early in year driven by Ukraine war.

- Footways

Revised Budget for 2022/23 £'000	Forecast Spend - Outturn (January) £'000	Forecast Variance (January) £'000	Variance Last Month (December) £'000	Movement £'000	Breakdown of Variance: Underspend/pressure £'000	Breakdown of Variance : Rephasing £'000
4,425	4,375	-50	-179	+129	0	-50

The majority of the budget has now been committed, (£3.8mil). St Mary's St Ely is the only project projected to carry over into 23/24 due to network constraints, this will start on site on 08/04/23. The rest of the programme is resourced, and suppliers are in place to deliver before the end of this financial year, work will be on site through to end of March 23.

- B1050 Shelfords Road

Revised Budget for 2022/23 £'000	Forecast Spend - Outturn (January) £'000	Forecast Variance (January) £'000	Variance Last Month (December) £'000	Movement £'000	Breakdown of Variance: Underspend/pressure £'000	Breakdown of Variance : Rephasing £'000
800	0	-800	-800	0	0	-800

This project is currently going through detailed design. Indications are the £6.8million budget identified for works will be inadequate to carry out the works required. Current estimate is £10m with low confidence in the longevity of the solution. This project is being put on hold pending a review of all soil damaged roads across the network to ascertain the scale of the issue and to seek alternative cost effective options. User Safety will be maintained through regular safety maintenance interventions.

- Fendon Road Roundabout

Revised Budget for 2022/23 £'000	Forecast Spend - Outturn (January) £'000	Forecast Variance (January) £'000	Variance Last Month (December) £'000	Movement £'000	Breakdown of Variance: Underspend/pressure £'000	Breakdown of Variance : Rephasing £'000
189	19	-170	-170	0	-170	0

There will be an underspend on the years budget. The budget reflected what was left within the S106 South Area Corridor funds for this project. Projected remedial works did not come to fruition and actual spend reflects staff time in dealing with queries/local authority site visits and monitoring.

- Emergency Active Fund

Revised Budget for 2022/23 £'000	Forecast Spend - Outturn (January) £'000	Forecast Variance (January) £'000	Variance Last Month (December) £'000	Movement £'000	Breakdown of Variance: Underspend/ pressure £'000	Breakdown of Variance : Rephasing £'000
1,181	1,182	+1	0	+1	+1	0

Although expenditure is low at present, work is committed or underway and it is expected that expenditure will be in line with the budget.

- Kings Dyke

Revised Budget for 2022/23 £'000	Forecast Spend - Outturn (January) £'000	Forecast Variance (January) £'000	Variance Last Month (December) £'000	Movement £'000	Breakdown of Variance: Underspend/ pressure £'000	Breakdown of Variance : Rephasing £'000
5,084	5,084	0	0	0	0	0

Whilst we are fulfilling our payment obligations under contract and the final account is forecast to be within the scheme budget following application of the final account process, payments are ahead of profile but within overall scheme costs.

- Lancaster Way

Revised Budget for 2022/23 £'000	Forecast Spend - Outturn (January) £'000	Forecast Variance (January) £'000	Variance Last Month (December) £'000	Movement £'000	Breakdown of Variance: Underspend/ pressure £'000	Breakdown of Variance : Rephasing £'000
287	130	-157	-157	0	-157	0

There is an expectation that the scheme will now deliver for less than the allocated funding. As the scheme is funded by the Combined Authority it will mean a reduction in the reimbursement claimed.

- Wisbech Town Centre Access Study

Revised Budget for 2022/23 £'000	Forecast Spend - Outturn (January) £'000	Forecast Variance (January) £'000	Variance Last Month (December) £'000	Movement £'000	Breakdown of Variance: Underspend/ pressure £'000	Breakdown of Variance : Rephasing £'000
693	334	-359	-359	0	-359	0

Forecast Spend Outturn is less than Revised Budget for 2022/23 to take into account utility refunds yet to be received during this year.

- St Neots Future High Street Fund

Revised Budget for 2022/23 £'000	Forecast Spend - Outturn (January) £'000	Forecast Variance (January) £'000	Variance Last Month (December) £'000	Movement £'000	Breakdown of Variance: Underspend/ pressure £'000	Breakdown of Variance : Rephasing £'000
831	329	-502	-502	0	0	-502

The district council governance/approval process required has been accommodated and construction is now programmed to commence in May 2023 therefore no construction expenditure is expected during current financial year, resulting in reduced forecast figures.

- **March Area Transport Study**

Revised Budget for 2022/23 £'000	Forecast Spend - Outturn (January) £'000	Forecast Variance (January) £'000	Variance Last Month (December) £'000	Movement £'000	Breakdown of Variance: Underspend/pressure £'000	Breakdown of Variance : Rephasing £'000
2,367	2,069	-298	0	-298	0	-298

Underspend due to utility costs not being due until commencement of work and this will be in next financial year.

- **St Ives local Improvements**

Revised Budget for 2022/23 £'000	Forecast Spend - Outturn (January) £'000	Forecast Variance (January) £'000	Variance Last Month (December) £'000	Movement £'000	Breakdown of Variance: Underspend/pressure £'000	Breakdown of Variance : Rephasing £'000
1,000	73	-927	-725	-202	0	-927

Design work is currently being undertaken and it is not expected that any construction will take place until next financial year.

- **Scheme Development for Highways Initiatives**

Revised Budget for 2022/23 £'000	Forecast Spend - Outturn (January) £'000	Forecast Variance (January) £'000	Variance Last Month (December) £'000	Movement £'000	Breakdown of Variance: Underspend/pressure £'000	Breakdown of Variance : Rephasing £'000
424	50	-374	-274	-100	0	-374

Funding was allocated to enable scheme development for new schemes, however this year limited new schemes have been identified that require scheme development work. It is therefore expected that the balance of funding will roll forward into next year.

- **Wheatsheaf Crossroads**

Revised Budget for 2022/23 £'000	Forecast Spend - Outturn (January) £'000	Forecast Variance (January) £'000	Variance Last Month (December) £'000	Movement £'000	Breakdown of Variance: Underspend/pressure £'000	Breakdown of Variance : Rephasing £'000
383	243	-140	-140	0	0	-140

Design options are being considered along with land implications, which has delayed initial programme and spend forecast. Overall programme remains on track for delivery in 2024/25 as previously communicated.

- **Waste Infrastructure**

Revised Budget for 2022/23 £'000	Forecast Spend - Outturn (January) £'000	Forecast Variance (January) £'000	Variance Last Month (December) £'000	Movement £'000	Breakdown of Variance: Underspend/pressure £'000	Breakdown of Variance : Rephasing £'000
1,808	231	-1,577	-1,537	-40	0	-1,577

It was originally planned to carry out some of the early design and construction work for Milton HRC in this financial year, but this has now been delayed for a period of 15 months and the decision supported by Capital Programme Board. Some of the design work for March HRC is still planned, with a more detailed forecast to be available in the new year. The BATc forecast reflects invoices to date and current estimates for progress on the FEED study and Thalia's additional staffing costs incurred in this financial year.

- Waterbeach Waste Treatment Facilities

Revised Budget for 2022/23 £'000	Forecast Spend - Outturn (January) £'000	Forecast Variance (January) £'000	Variance Last Month (December) £'000	Movement £'000	Breakdown of Variance: Underspend/pressure £'000	Breakdown of Variance : Rephasing £'000
1,047	1,500	+453	+453	0	0	+453

The Strategy & Resources Committee approved a capital virement for the Waste BATc works to move £11.8m of existing capital budget from 2022/23 to 2023/24 to reflect the updated timelines. Spend is now ahead of expected budget profile.

- Swaffham Prior Community Heat Scheme

Revised Budget for 2022/23 £'000	Forecast Spend - Outturn (January) £'000	Forecast Variance (January) £'000	Variance Last Month (December) £'000	Movement £'000	Breakdown of Variance: Underspend/pressure £'000	Breakdown of Variance : Rephasing £'000
6,943	5,285	-1,658	-2,399	+741	0	-1,658

The split of costs for the Private Wire has been adjusted between the two projects (North Angle Solar Farm and Swaffham Prior Community Heat Project) to better reflect where the main benefits of the private wire will accrue and therefore how the costs should be apportioned. The North Angle Solar Farm as the generator of clean electricity will benefit more from energy sales as a result of the private wire.

- St Ives Smart Energy Grid Demonstrator scheme

Revised Budget for 2022/23 £'000	Forecast Spend - Outturn (January) £'000	Forecast Variance (January) £'000	Variance Last Month (December) £'000	Movement £'000	Breakdown of Variance: Underspend/pressure £'000	Breakdown of Variance : Rephasing £'000
3,978	4,120	+142	-294	+436	0	+142

There is an in-year overspend on the project of an estimated £0.142m due to an incorrect forecast provided by contractors at the end of 2021-22. It was anticipated that a higher proportion of works would be completed within 2021-22 than what was actually achieved and invoiced for. Evidence of forecast has been provided.

- Babraham Smart Energy Grid

Revised Budget for 2022/23 £'000	Forecast Spend - Outturn (January) £'000	Forecast Variance (January) £'000	Variance Last Month (December) £'000	Movement £'000	Breakdown of Variance: Underspend/pressure £'000	Breakdown of Variance : Rephasing £'000
5,630	2,888	-2,742	-3,037	+295	0	-2,742

The construction of this project is now being delivered in three phases. This has directly impacted on the timescales for delivery, extending the programme by 14 weeks. In addition, the complexities associated with altering the programme for construction delayed the start date of the works by 16 weeks.

- Stanground Closed Landfill Energy Project

Revised Budget for 2022/23 £'000	Forecast Spend - Outturn (January) £'000	Forecast Variance (January) £'000	Variance Last Month (December) £'000	Movement £'000	Breakdown of Variance: Underspend/pressure £'000	Breakdown of Variance : Rephasing £'000
150	50	-100	-100	0	0	-100

CCC and BYES are in the process of understanding and agreeing the programme of works as well as the budget required. This will involve a contract variation before work are commissioned. It is foreseen that works will start in January, and therefore, spend will be triggered towards March or April 2023. The only costs that are foreseen to be incurred in Q4 2022 are the staff costs which are around £50K.

- North Angle Solar Farm, Soham

Revised Budget for 2022/23 £'000	Forecast Spend - Outturn (January) £'000	Forecast Variance (January) £'000	Variance Last Month (December) £'000	Movement £'000	Breakdown of Variance: Underspend/pressure £'000	Breakdown of Variance : Rephasing £'000
7,963	3,982	-3,981	-3,981	0	0	-3,981

The North Angle Solar Farm project budget also includes the majority of the budget (£7.3m) for the Cambridgeshire Private Electricity Network, the cable connecting North Angle Solar Farm to Burwell Local and Swaffham Prior Community Energy Centre. It was anticipated that most of this budget would be spent in 2022-23, however, due to various delays in securing easements and planning there has been a slippage in spend of approximately £4m.

- Fordham Renewable Energy Network Demonstrator

Revised Budget for 2022/23 £'000	Forecast Spend - Outturn (January) £'000	Forecast Variance (January) £'000	Variance Last Month (December) £'000	Movement £'000	Breakdown of Variance: Underspend/pressure £'000	Breakdown of Variance : Rephasing £'000
609	70	-539	-509	-30	0	-539

Capacity constraints within the team meant that this project was unable to be progressed as quickly as had been intended. The forecast reflects the associated delay in expenditure on the development of this project.

- Environment Fund - Decarbonisation Fund - School Low Carbon Heating Programme

Revised Budget for 2022/23 £'000	Forecast Spend - Outturn (January) £'000	Forecast Variance (January) £'000	Variance Last Month (December) £'000	Movement £'000	Breakdown of Variance: Underspend/pressure £'000	Breakdown of Variance : Rephasing £'000
0	421	+421	+431	-10	0	+421

Last year the schools low carbon heating programme sat together with the Council's office buildings low carbon heating programme but this is now separated out. This will allow closer monitoring of the additional Council's Environment Fund contributions for low carbon heating for maintained schools to match fund any Government Public Sector Decarbonisation Scheme funding. This change was implemented post March 2022 and will therefore be seen as a variance all year.

- Connecting Cambridgeshire

Revised Budget for 2022/23 £'000	Forecast Spend - Outturn (January) £'000	Forecast Variance (January) £'000	Variance Last Month (December) £'000	Movement £'000	Breakdown of Variance: Underspend/pressure £'000	Breakdown of Variance : Rephasing £'000
4,628	2,717	-1,911	-1,911	0	0	-1,911

The in-year forecast underspend relates to the profile of spend on the CPCA programme plus the GCP funding and SFBB BT payments

Capital Funding

Original 2022/23 Funding Allocation as per BP £'000	Source of Funding	Revised Funding for 2022/23 £'000	Actual Spend (January) £'000	Actual Variance (January) £'000
18,570	Local Transport Plan	13,508	13,508	0
8,329	Other DfT Grant funding	8,529	8,529	0
11,996	Other Grants	7,114	5,410	-1,704
7,256	Developer Contributions	2,657	2,272	-385
46,961	Prudential Borrowing	43,221	31,815	-11,406
11,241	Other Contributions	14,174	9,579	-4,595
104,353		89,203	71,113	-18,090
-18,970	Capital Programme variations	-17,736	354	18,090
85,383	Total including Capital Programme variations	71,467	71,467	0

The increase between the original and revised budget is partly due to the carry forward of funding from 2021/22, this is due to the re-phasing of schemes, which were reported as underspending at the end of the 2021/22 financial year. The phasing of a number of schemes have been reviewed since the published business plan.

Funding	Amount (£m)	Reason for Change
Rephasing (DfT Grants)	-4.94	Schemes funded by DfT grants rolled forward into 22/23. DfT grant used to fund schemes that were earmarked to be funded by borrowing in 21/22. Rolled forward schemes will be funded by borrowing.
New funding/Rephasing (Specific Grants)	-3.56	Carry forward of Northstowe Heritage centre (£0.375m) Reduction in funding and rephasing for Wisbech Town Centre Access Study due to change of scope of CPCA funded scheme (-£3.788m). Reduction in funding and rephasing for Connecting Cambridgeshire (-£4.925m). New funding for March Area Transport Study (£2.367m) Additional DfT funding (£2.5m)
Additional Funding / Revised Phasing (Section 106 & CIL)	-4.20	Developer contributions to be used for a number of schemes. Rephasing Bar Hill to Longstanton cycleway (-£0.727m). Rephasing Girton to Oakington cycleway (£0.124m). Rephasing of Guided Busway (-£3.979m). Rephasing of Fendon Road Roundabout (£0.189m). Rephasing of Ring Fort path (£0.020m). Rephasing of Cherry Hinton Road cycleway (£0.098m).
Additional funding / Revised Phasing (Other Contributions)	0.59	Deletion of A14 cycling schemes which are part of phase 2 bid (-£1.830m). Rephasing King's Dyke (£0.385m). Rephasing Lancaster Way (£0.287m). Spencer Drove, Soham (£0.097m). Rephasing and adjustment to overall funding Future High St Funds (£1.905m). Rephasing Connecting Cambridgeshire (£1.772m). A141 and St Ives Improvements (£1.0m). A10 Ely to A14 Improvements (£0.957m). Pothole funding – use of revenue budget (£4.0m).
Additional Funding / Revised Phasing (Prudential borrowing)	10.02	Borrowing in advance of S106 receipts – Northstowe Busway link (£0.240m) Deletion of A14 cycling schemes which are part of phase 2 bid (-£0.125m). Rephasing of Highways Maintenance funding (£8.200m). Rephasing of Footway schemes (£0.425m) Rephasing of Waste schemes (£0.068m). Rephasing of Energy schemes (-£2.975m). Rephasing King's Dyke (£2.183m). Rephasing Scheme development for Highway Initiatives (£0.424m). Rephasing Connecting Cambridgeshire (£1.40m)

Appendix 8 – Savings Tracker

RAG	BP Ref	Title	Service	Committee	Original Saving £000	Forecast Saving £000	Variance from Plan £000	% Variance	Direction of travel	Commentary
Green	A/R.6.213	Registrars	Place & Sustainability	H&T	-200	-200	0	0%	↔	On track for 2022-23
Green	B/R.6.215	Recycle asphalt, aggregates and gully waste	Place & Sustainability	H&T	-15	-15	0	0%	↔	On track
Green	B/R.6.216	Review Street Lighting Service requirements	Place & Sustainability	H&T	-10	-10	0	0%	↑	On track
Green	B/R.6.220	Highway Services Contract Efficiencies	Place & Sustainability	H&T	-110	-110	0	0%	↔	On track
Black	B/R.7.128	St Ives Smart Energy Grid - Income Generation	Place & Sustainability	E&GI	-44	0	44	100%	↔	Income and maintenance costs for the St Ives P&R Smart Energy Grid forecast for this year have been pushed back into 2023/24. This is due to the private wire connection points to the business customers requiring additional design work resulting from site/operational changes from the customers.
Black	B/R.7.129	Babraham Smart Energy Grid - Income Generation	Place & Sustainability	E&GI	-48	0	48	100%	↔	Babraham Road P&R smart energy grid has added an additional phase to its construction programme to address the number of available parking concerns during the construction programme. This has added an additional 14 weeks to the construction programme pushing back income generation and maintenance costs to start by October 2023.
Black	B/R.7.132	North Angle Solar Farm, Soham - Income Generation	Place & Sustainability	E&GI	-678	0	678	100%	↔	The North Angle Solar Farm project will be energised by July 2023 and not December 2022 as originally forecast. This is due to the private wire not being in place by December 2022 as a result of extended third party easement negotiations. This has resulted in an income and maintenance cost delay.
Amber	B/R.7.133	Swaffham Prior Community Heat Scheme - Income Generation	Place & Sustainability	E&GI	-298	-30	268	90%	↑	The customer connections to the Swaffham Prior Community Heat Project are just now starting. 5 homes have been connected but progress is slow with only 2/3 new connections being made every week. As customers connect, income will come forward from the Renewable Heat Incentive and from the heat charges to customers. Some income will come forward during 2022/23 and this will grow as customers are connected over the next five years.
					-1,203	-165	1,038			

Environment & Green Investment Committee Agenda Plan

Published on 1st March 2023

Updated on 8th March 2023

Notes

The definition of a key decision is set out in the Council's Constitution in Part 2, Article 12.

* indicates items expected to be recommended for determination by full Council.

+ indicates items expected to be confidential, which would exclude the press and public.

The following are standing agenda items which are considered at every Committee meeting:

- Minutes of previous meeting and Action Log
- Finance Monitoring Report
- Agenda Plan, Training Plan and Appointments to Outside Bodies and Internal Advisory Groups and Panels

Committee Date	Agenda item	Lead officer	Reference if key decision	Deadline for draft reports	Agenda despatch date
16/03/23	Update on delivery of the Climate Change and Environment Strategy (CCES) Action Plan	Emily Bolton	Not applicable		
	Procurement on reletting the Cambridgeshire County Council Framework for commercial archaeological fieldwork	Quinton Carroll	2023/028		
	Renewable energy export arrangements for the Council's large renewable energy projects	Sheryl French	2023/046		
	Operation & Maintenance contracts for large energy infrastructure projects	Claire Julian-Smith	2023/045		
	Response to Anglian Water's Water Resources Management Plan 24	Quinton Carroll	Not applicable		

	Corporate Performance Report	Rachel Hallam	Not applicable		
	A Community Energy Policy for the Council	Sheryl French	Not applicable		
20/04/23 Reserve date					
13/07/23	Light Blue Fibre Annual Progress Report+	Noelle Godfrey	Not applicable		
	Northstowe Phase 1 Section 106 Cost Cap	Colum Fitzsimons	2023/013		
	Notification of Chair/Vice Chair	Dawn Cave	Not applicable		
07/09/23 Reserve date					
12/10/23	Business Planning				
30/11/23	Business Planning				
18/01/24 Reserve date					
14/03/24					
18/04/24 Reserve date					

Date to be confirmed: Northstowe Phase 2; +Waste PFI Technical, Risk and Service Update (Key Decision ref 2023/040)

Please contact Democratic Services democraticservices@cambridgeshire.gov.uk if you require this information in a more accessible format