

CYPF Mental Health Referrals Analysis

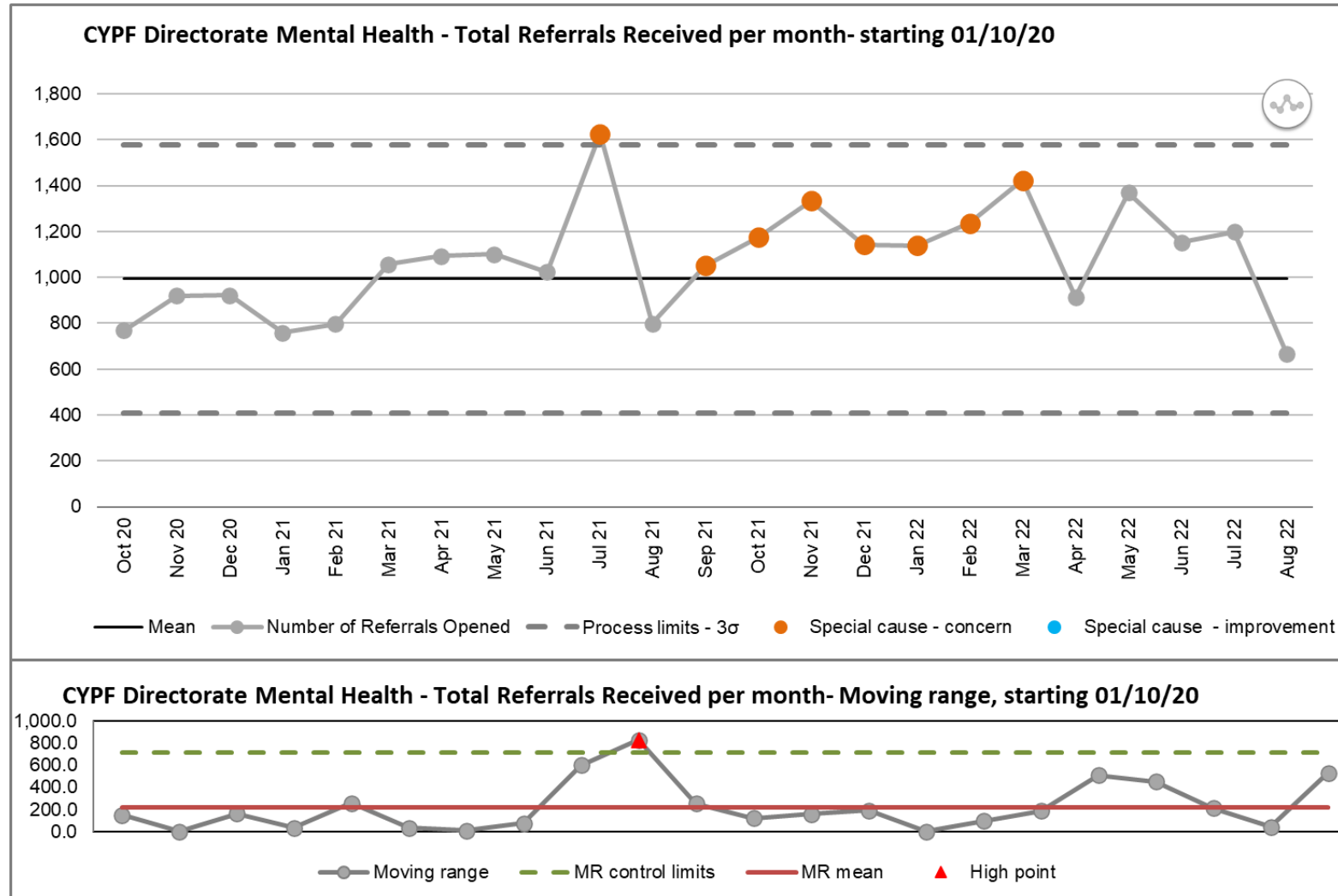
01-Oct-2020 to 31-August- 2022

CYPF Referrals Analysis

Period: 01-Oct-2020 to 31-August- 2022

Children, Young People & Families Directorate (CYPF)

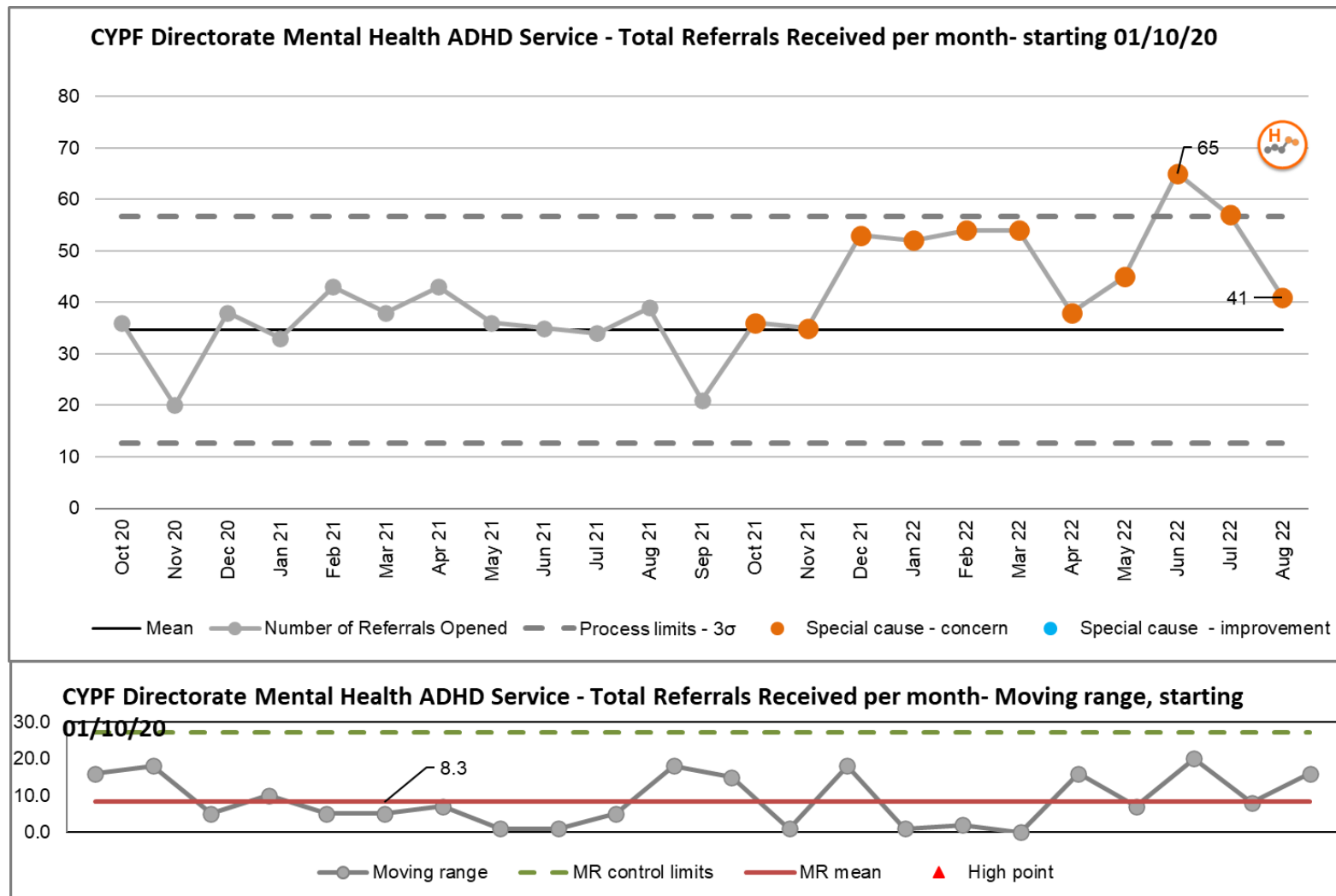
Total Referrals **Received** – Monthly trend includes all services
October 2020 to August 2022



- The spike in number in Jul 2021 coincides with the start of YOUNited.
- An increase in referrals from September 2021 to March 2022, keeping the numbers above the mean value
- A drop in referrals seen for August 2022 which is the holiday period which is a regular variation in numbers also seen in August 2021

Children, Young People & Families Directorate (CYPF)

Total Referrals received– Monthly trend **by ADHD Service**
October 2020 to August 2022

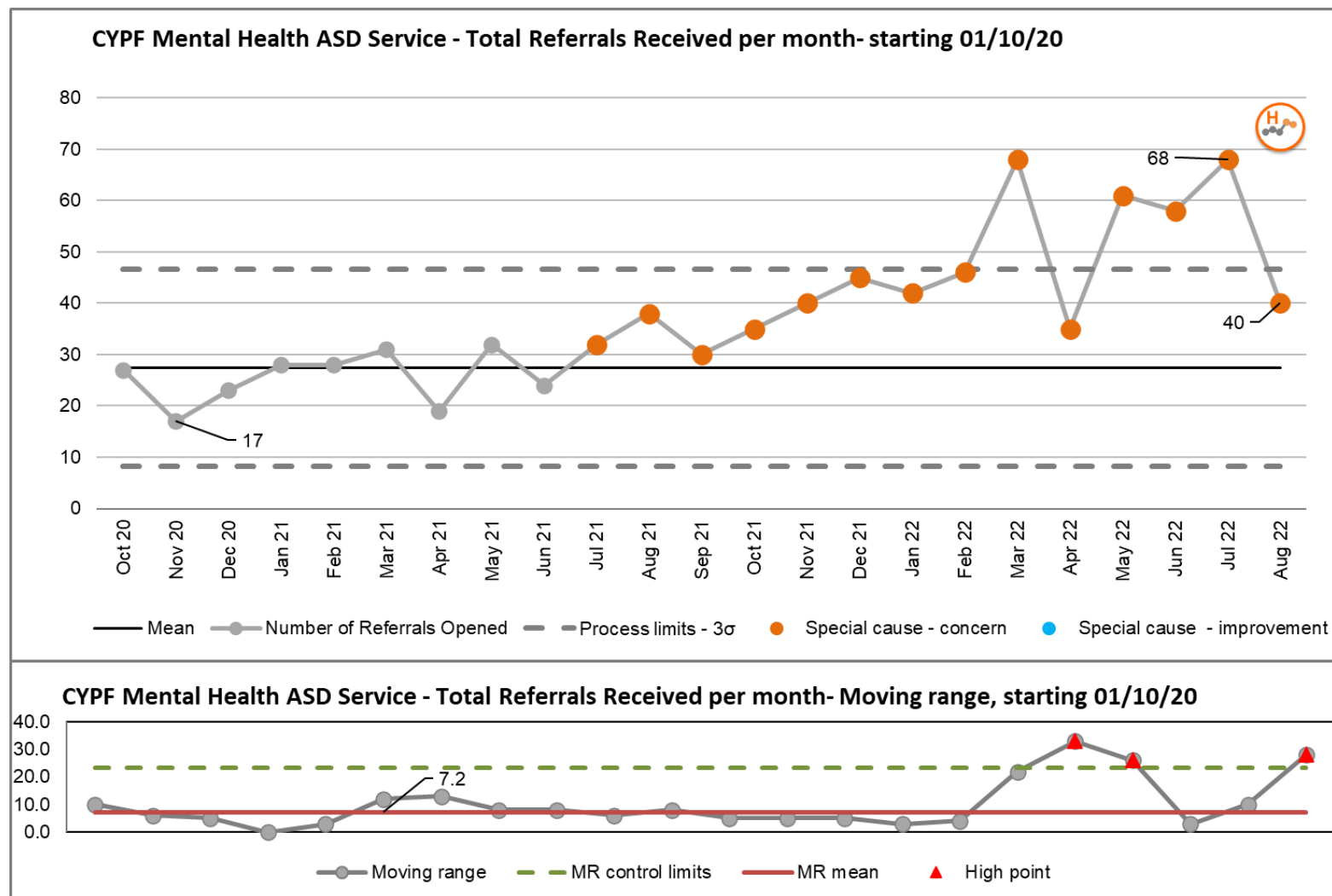


- The number of referrals received by the ADHD service has increased since December 2021 and has stayed above the mean.
- A minimum of 20 referrals in November 2020
- A maximum of 65 referrals in June 2022.
- The last 2 months have seen a downwards trend i.e. a continued decrease in referrals

Children, Young People & Families Directorate (CYPF)

Total Referrals received– Monthly trend **by ASD Service**

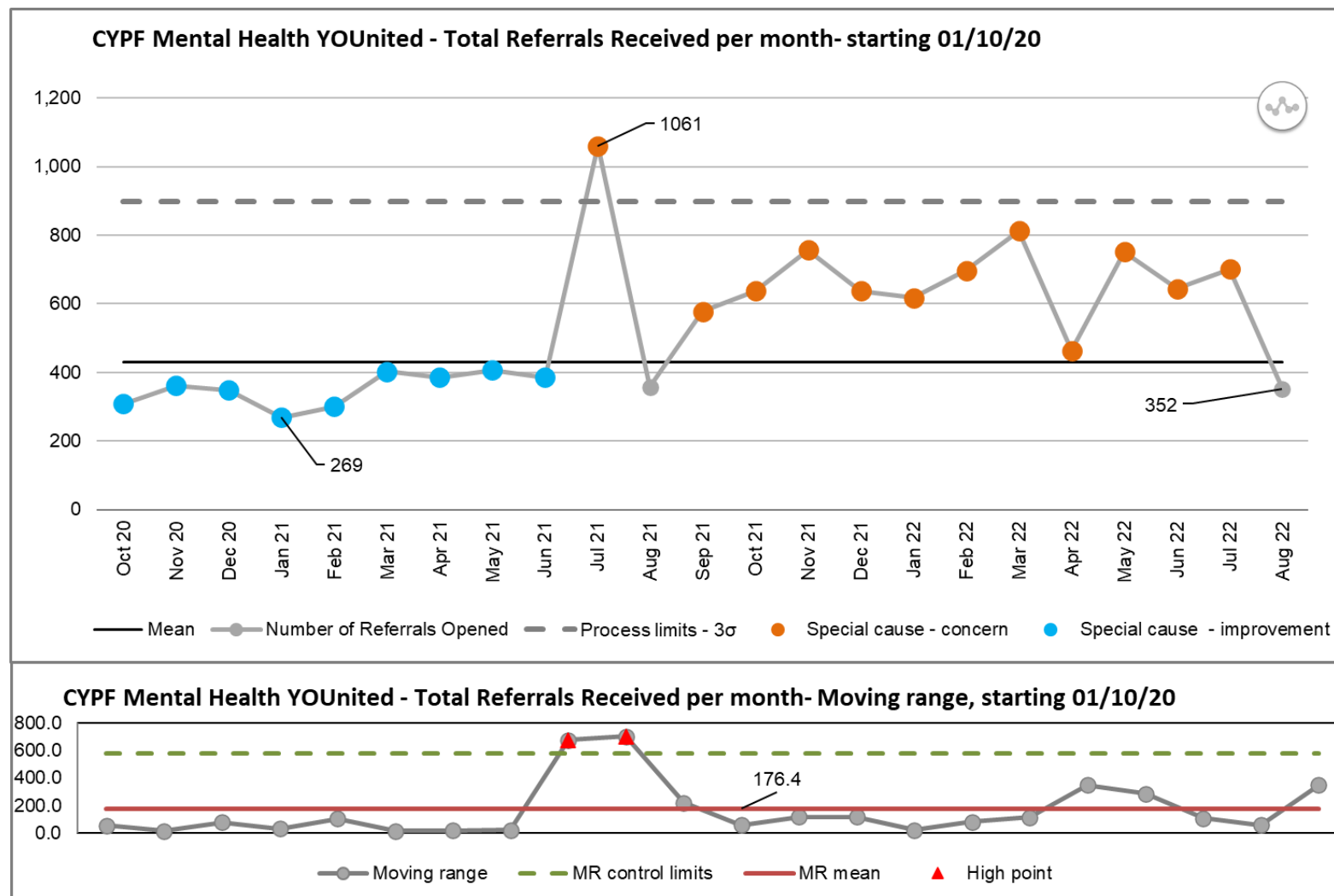
October 2020 to August 2022



- The number of referrals received by the ASD service has increased since Jul2021 and has stayed above the mean
- A sharp increase seen since March2022 taking the average referrals received in last 6 months to 55 (was 32 between Oct2020 to Feb2022)
- A minimum of 17 referrals in November 2020
- A maximum of 68 referrals in March 2022 and July 2022.
- A drop in referrals seen in August 2022

Children, Young People & Families Directorate (CYPF)

Total Referrals received– Monthly trend **YOUnited**
October 2020 to August 2022

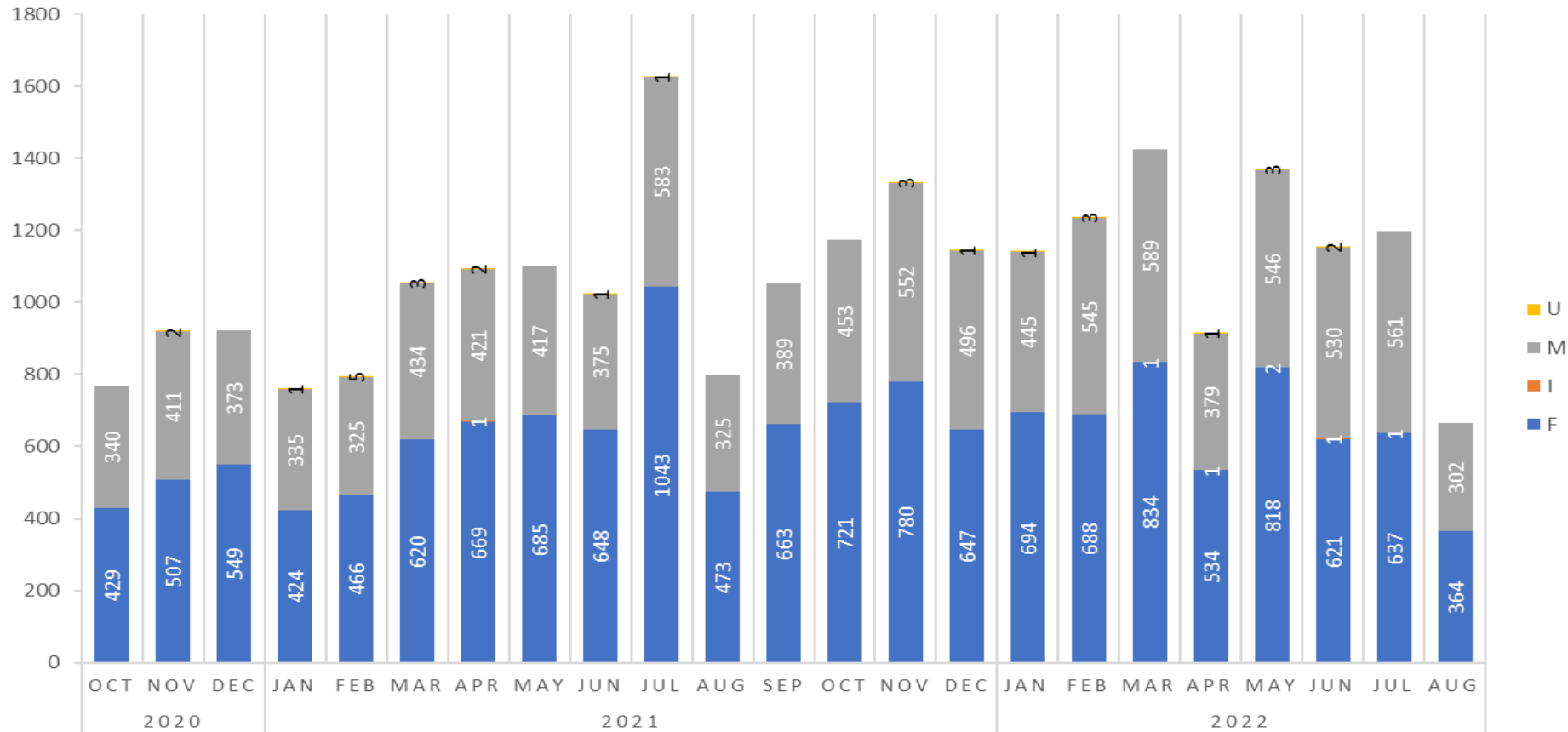


- YOUnited came into being in July 2021.
- The number of referrals received by this new partnership service has stayed above the mean registering an average of 648 referrals
- A maximum of 1061 referrals
- A minimum of 352 referrals i.e. a drop in referrals seen in August 2022

Children, Young People & Families Directorate (CYPF)

Total Referrals received –by Gender includes all services
October 2020 to August 2022

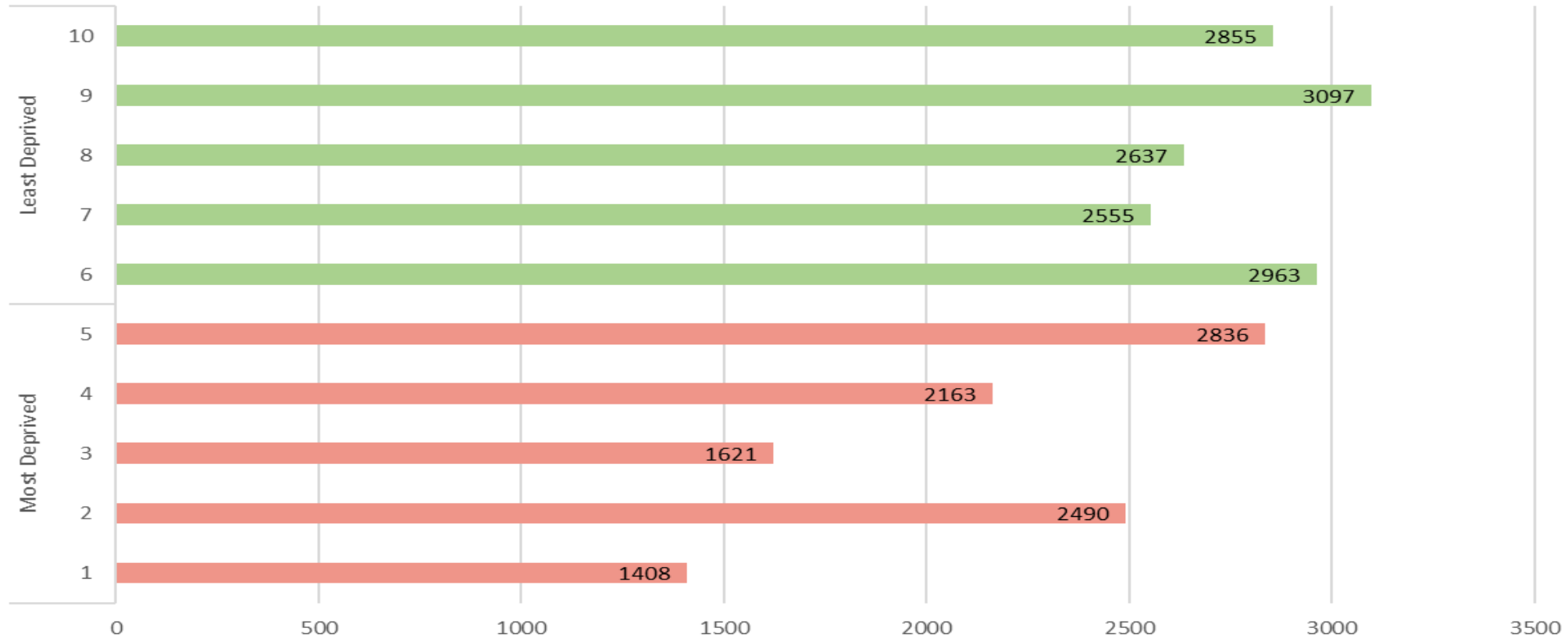
All Mental Health Referrals October 2020 - August 2022: By Gender



Children, Young People & Families Directorate (CYPF)

Total Referrals received –by **IMD_Decile** includes all services
October 2020 to August 2022

All Mental Health Referrals October 2020 - August 2022: By **IMD**



Children, Young People & Families Directorate (CYPF)

Total Referrals received –by **IMD_Decile** includes all services
October 2020 to August 2022

IMD_Decile = 1 – Most derived area

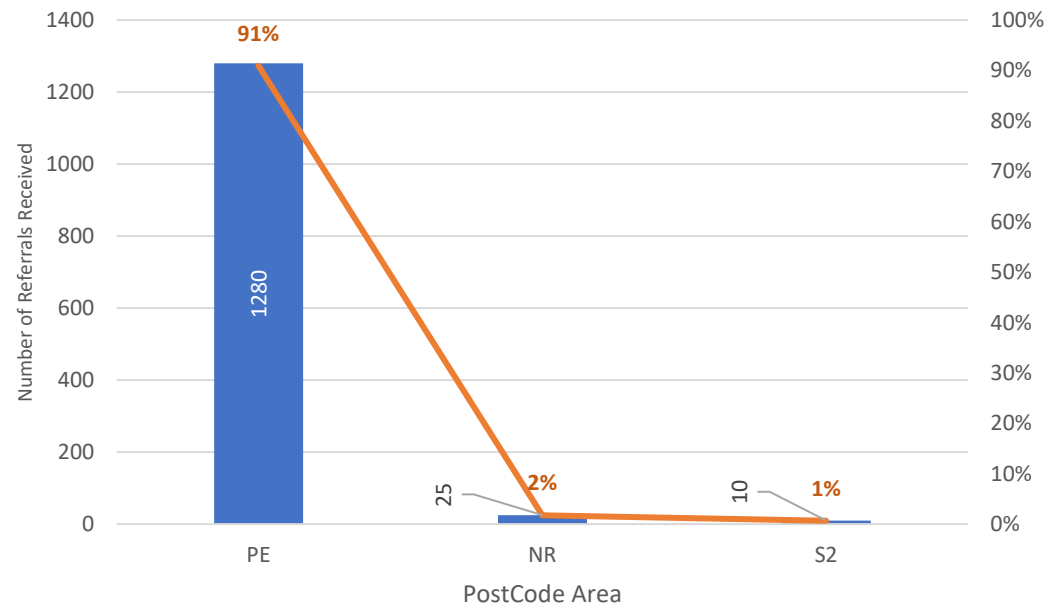
The chart shows the top 3 postcode areas that make up the number of referrals received.

PostCode Area based on patient postcode

91% of referrals received are from Peterborough Postcode area

Indices of Multiple Deprivation (IMD)

shown by **PostCode Area** for **IMD_Decile = 1**



PostCode Area	
PE	Peterborough postcode area
NR	Norwich postcode area
S2	Sheffield postcode area

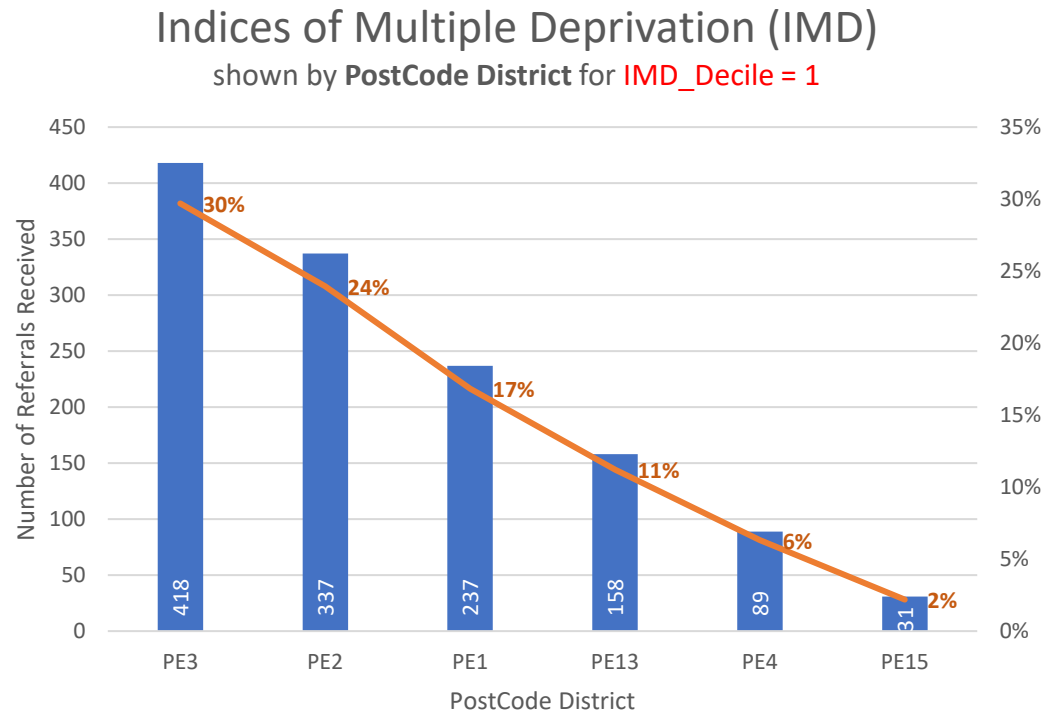
Children, Young People & Families Directorate (CYPF)

Total Referrals received –by **IMD_Decile** includes all services
October 2020 to August 2022

IMD_Decile = 1 – Most derived area

The chart shows the **90%** of referrals received are from these 6 PostCode districts as listed below:

PostCode District based on patient postcode



PostCode District	Coverage
PE3	Peterborough, Bretton, Longthorpe, Netherton, Ravensthorpe, Westwood
PE2	Alwalton, Fletton, The Ortons, Stanground, Woodston
PE1	Peterborough, Dogsthorpe, Eastfield, Eastgate, Fengate, Newark, Parnwell
PE13	Wisbech (most of), Guyhirn, Murrow, Parson Drove, Tydd St. Giles, Wisbech St. Mary
PE4	Gunthorpe, Paston, Walton, Werrington
PE15	March, Benwick, Doddington, Manea, Wimblington

Children, Young People & Families Directorate (CYPF)

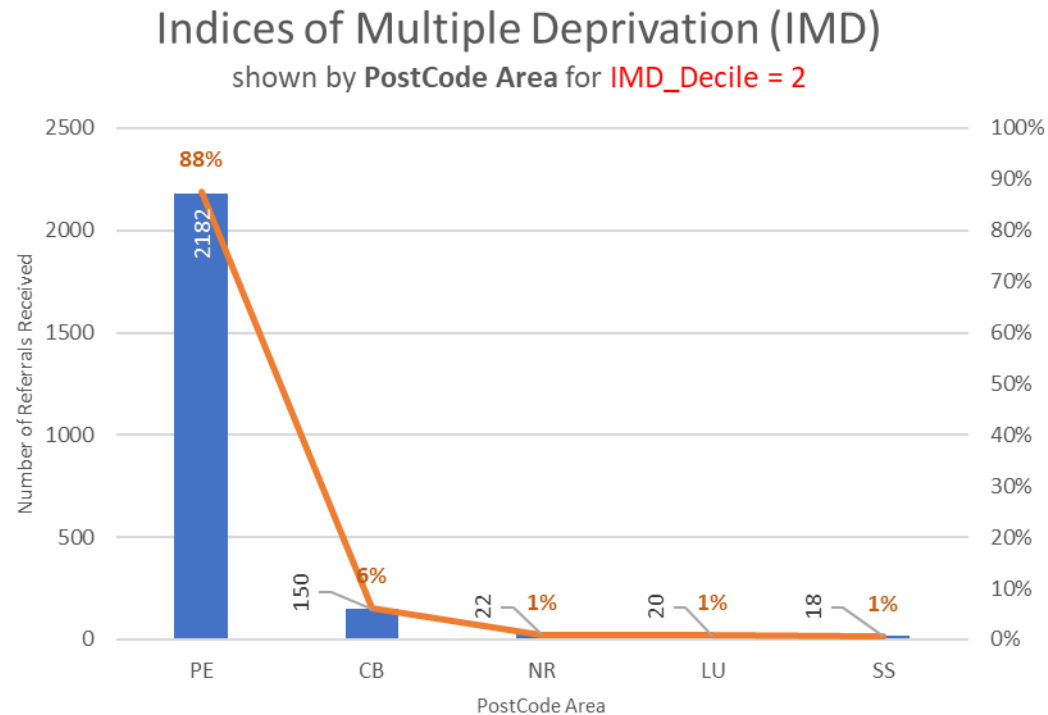
Total Referrals received –by **IMD_Decile** includes all services
October 2020 to August 2022

IMD_Decile = 2 – 2nd Most derived area

The chart shows the top 5 postcode areas that make up the number of referrals received.

PostCode Area based on patient postcode

88% of referrals received are from Peterborough Postcode area



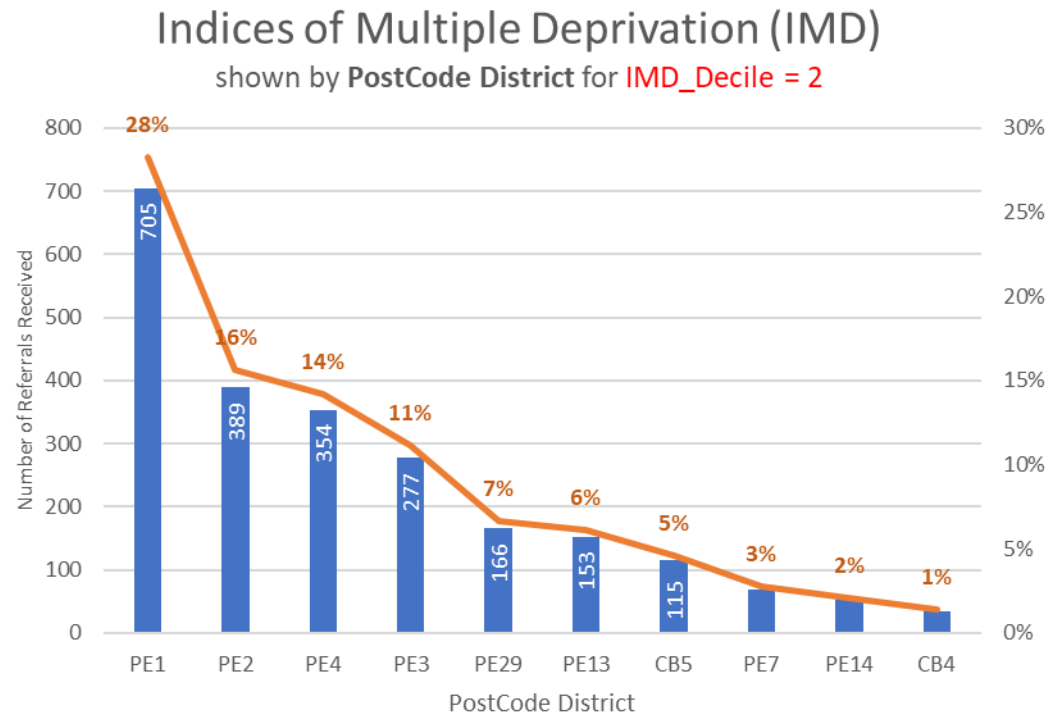
PostCode Area	
PE	Peterborough postcode area
NR	Norwich postcode area
CB	Cambridge postcode area
LU	Luton postcode area
SS	Southend-on-Sea postcode area

Children, Young People & Families Directorate (CYPF)

Total Referrals received –by **IMD_Decile** includes all services
October 2020 to August 2022

IMD_Decile = 2 – 2nd Most derived area

The chart shows the **93%** of referrals received are from these 10 PostCode districts as listed below:



PostCode District based on patient postcode

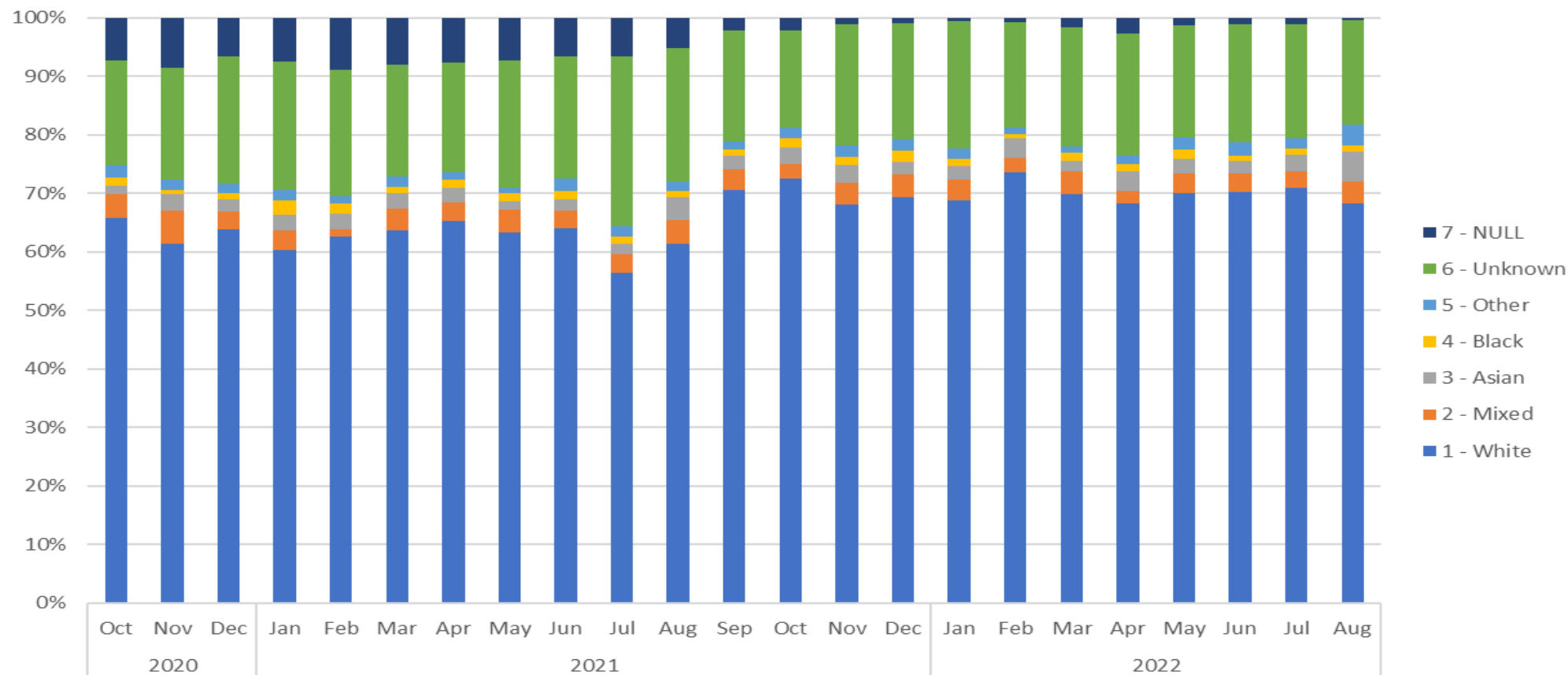
PostCode District	Coverage
PE3	Peterborough, Bretton, Longthorpe, Netherton, Ravensthorpe, Westwood
PE2	Alwalton, Fletton, The Ortons, Stanground, Woodston
PE1	Peterborough, Dogsthorpe, Eastfield, Eastgate, Fengate, Newark, Parnwell
PE13	Wisbech (most of), Guyhirn, Murrow, Parson Drove, Tydd St. Giles, Wisbech St. Mary
PE4	Gunthorpe, Paston, Walton, Werrington
PE29	Huntingdon, Godmanchester, Hartford, Hinchingsbrooke
PE7	Coates, Farcet, Folksworth, Hampton, Stilton, Yaxley, Whittlesey
PE14	Wisbech (outskirts), Elm, Emneth, Emneth Hungate, Marshland St. James, Outwell, Terrington St. John, Tipps End, Upwell, Walpole Highway, Walpole St Peter, Walpole St Andrew, Walsoken, Welney, West Walton
CB4	Cambridge (North)
CB5	Cambridge (East)

Children, Young People & Families Directorate (CYPF)

Total Referrals received – **by Ethnicity** includes all services

October 2020 to August 2022

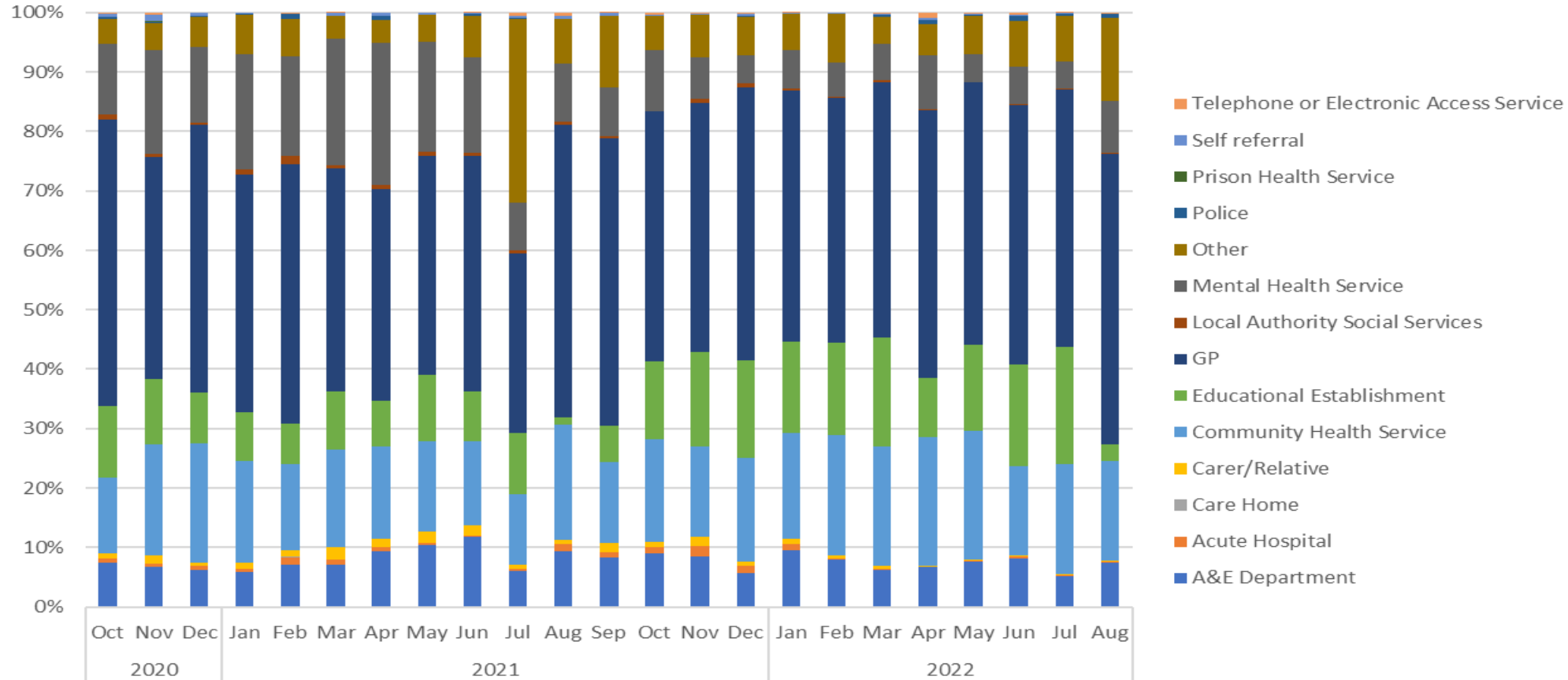
All Mental Health Referrals October 2020 - August 2022: By **Ethnic Group**



Children, Young People & Families Directorate (CYPF)

Total Referrals received –by Referral Source includes all services
October 2020 to August 2022

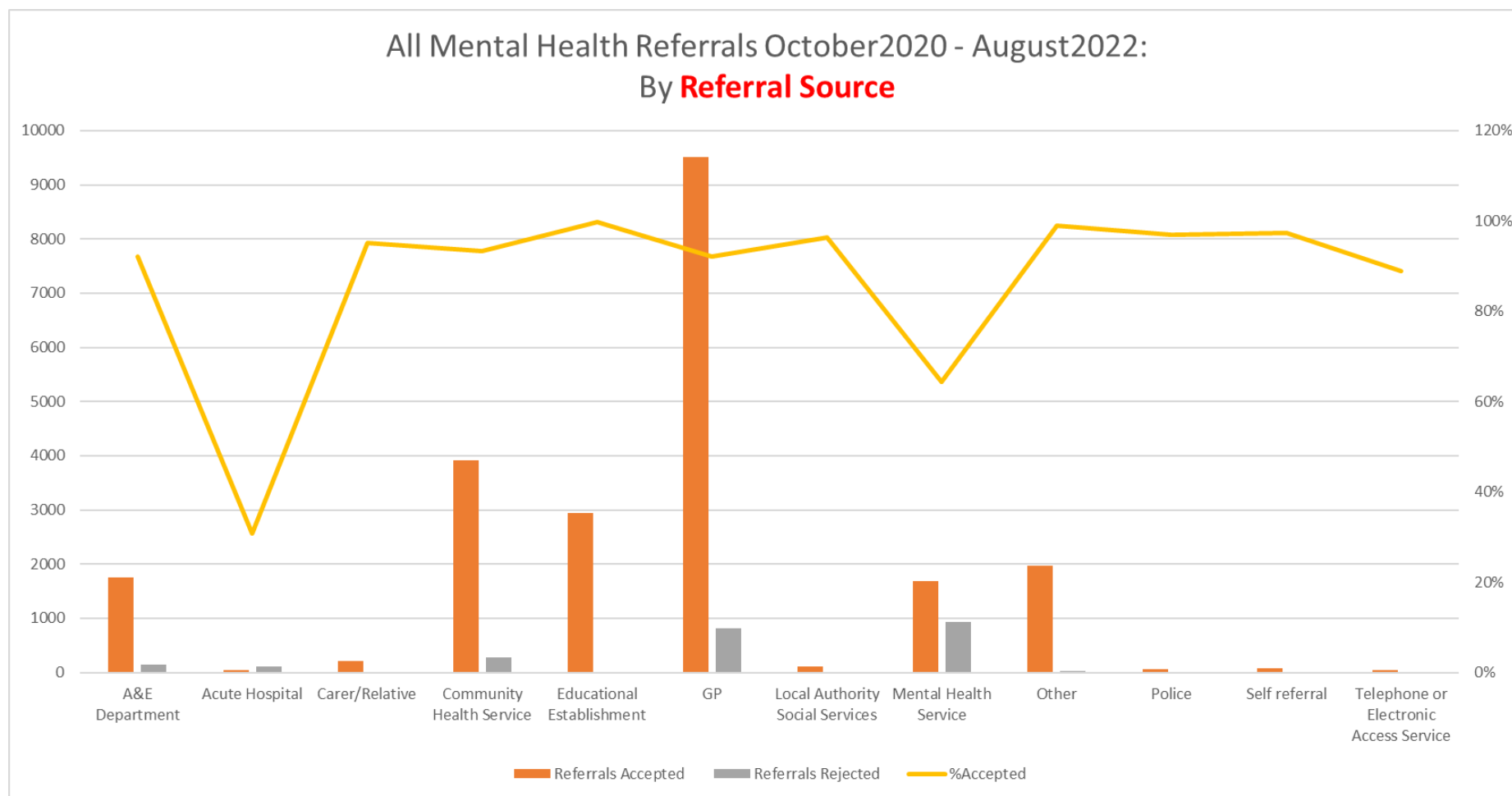
All Mental Health Referrals October 2020 - August 2022: By Referral Source



Children, Young People & Families Directorate (CYPF)

Total Referrals received –by Referral Source includes all services

October 2020 to August 2022



The top three referrers are:

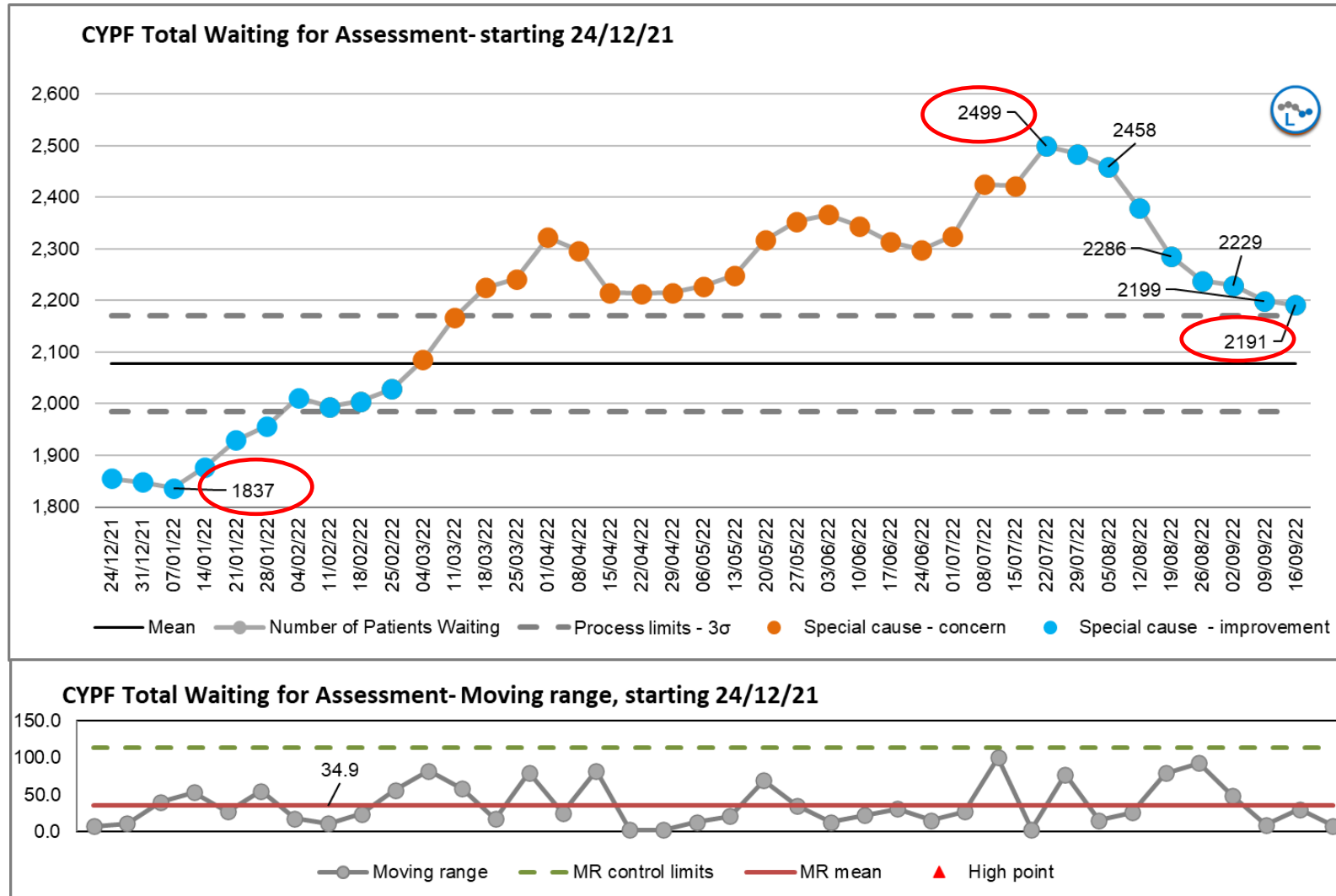
- GP 42%
- Community Health Service 17%
- Educational Establishment 12%

CYPF Waiting List Analysis

Period: 24-Dec-2021 to 16-September- 2022

Children, Young People & Families Directorate (CYPF)

Total Waiting for Assessment (**Cohort1**) weekly trend – as per Trust Spells
24th December 2021 to 16th September 2022



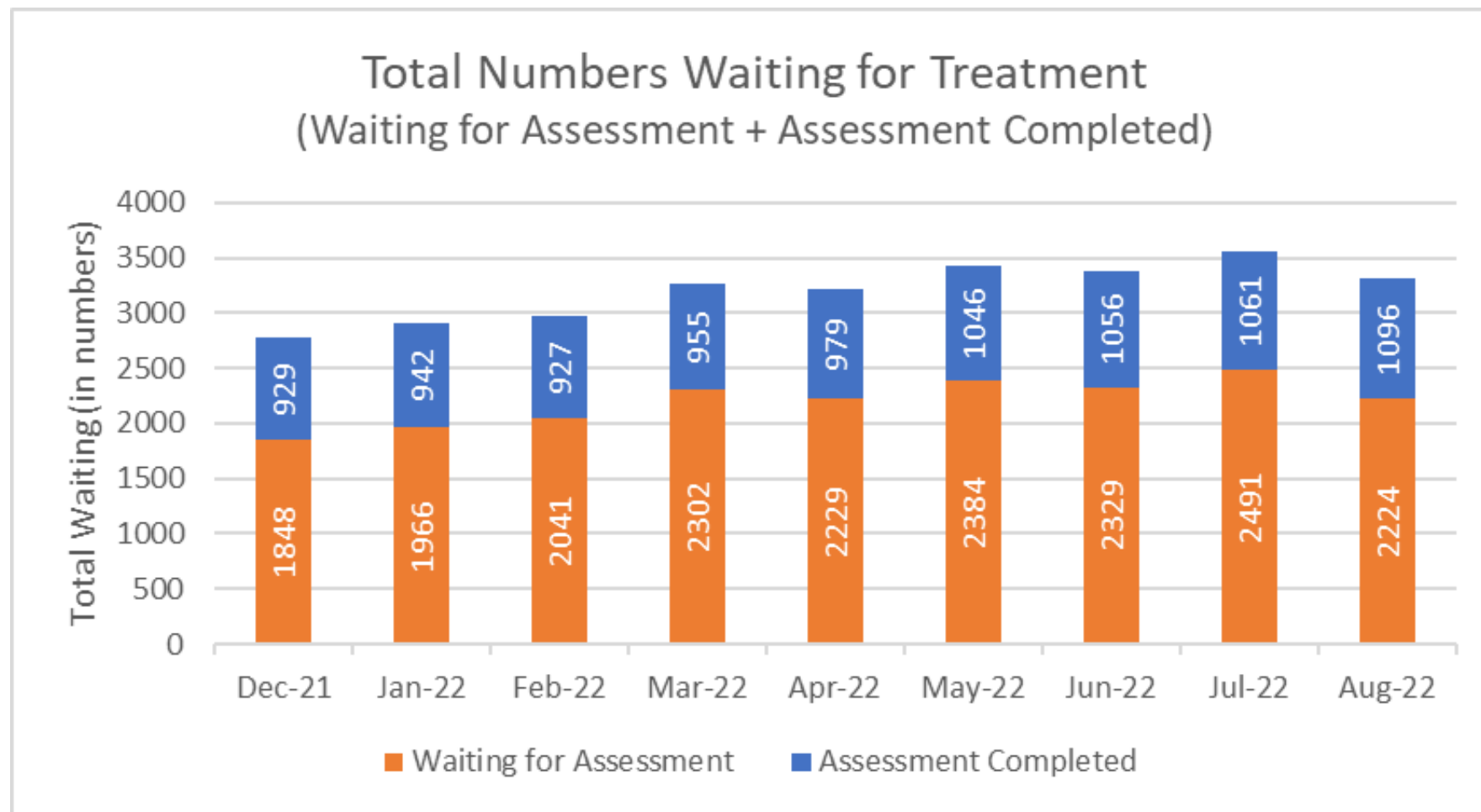
Total number of patients Waiting for Assessment i.e. **Cohort1**

- The chart shows an increasing trend starting with a minimum value of 1837 on 07/01/2022
- Number waiting peaked on 22/07/2022 to a maximum of 2499
- A downward trend observed in the last 8 weeks
- The figure as of 16th September 2022 is 2191
- This is indicative of the measures being taken by the directorate to bring this process back in control

Children, Young People & Families Directorate (CYPF)

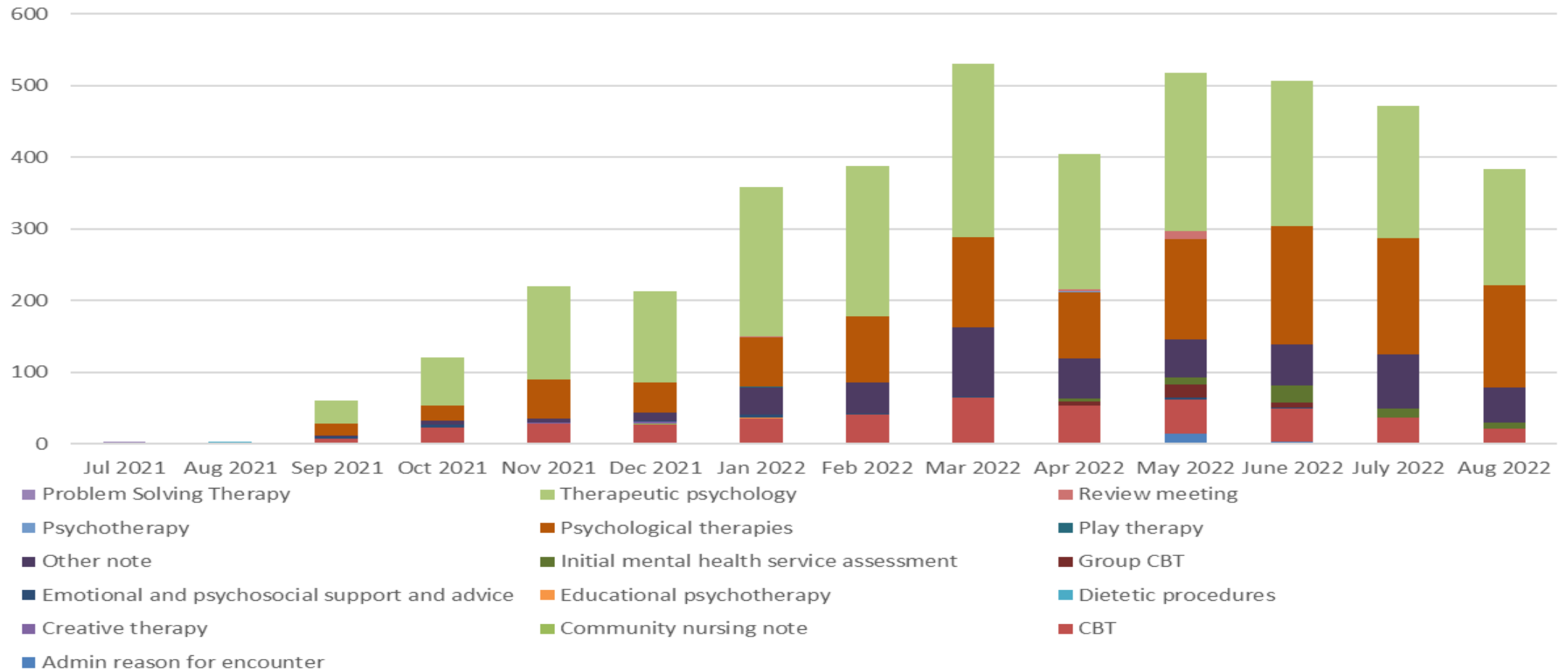
Total Waiting for Treatment monthly trend – as per Trust Spells

24th December 2021 to 31st August 2022

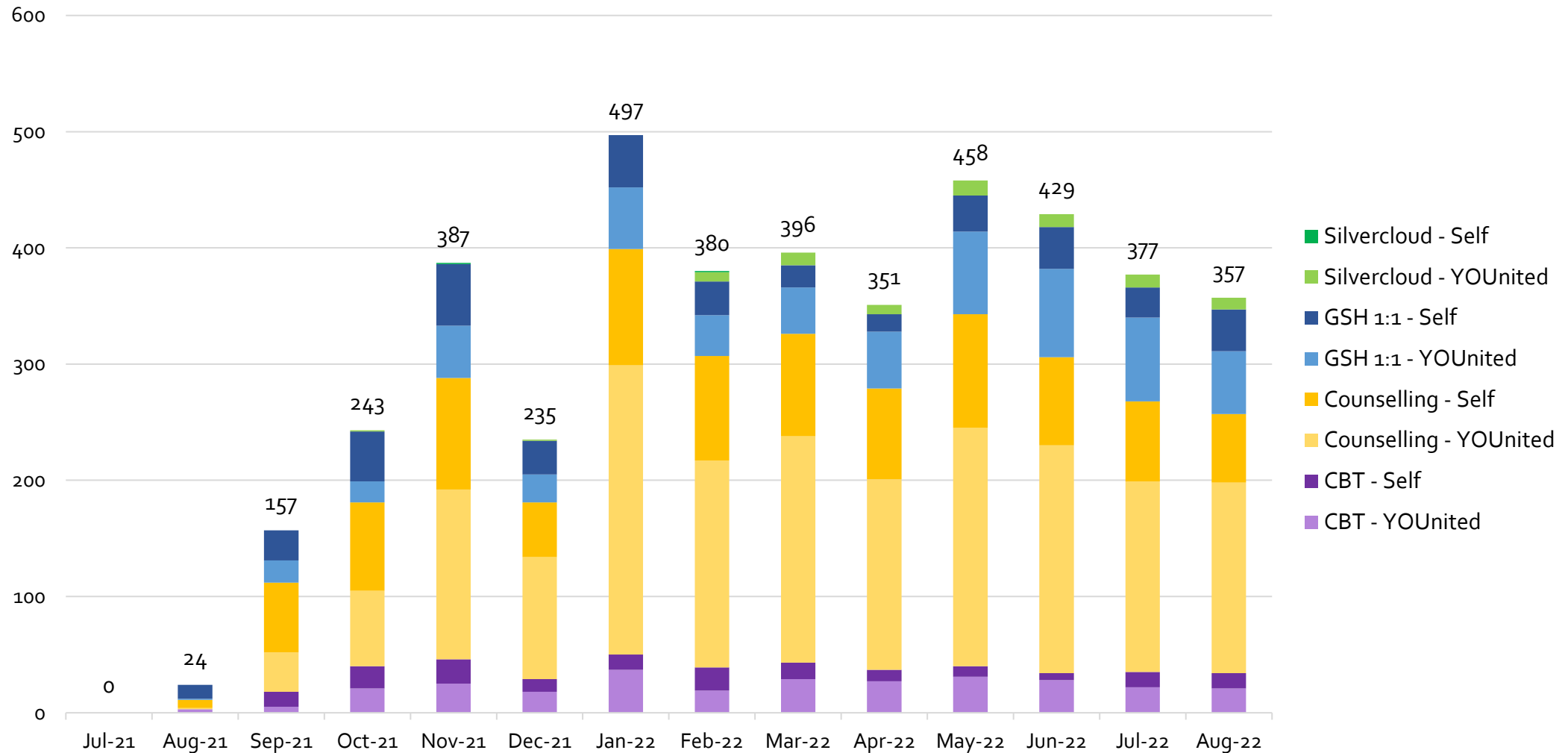


- The size of this waiting list has shrunk a little bit in August 2022
- i.e. a decrease in numbers waiting is dependent on (i.e. is driven by) the change in numbers waiting for assessment.
- It is directly affected by any decrease in size of Cohort1
- Demand and Capacity analysis will help identify and plan for additional resource required to reverse this trend

Ormiston Families Interventions (Session Notes)



Getting Help Centre 33- Intervention sessions



DNA rates: 20%

Includes booked mental health intervention sessions. Does not include check in calls & risk support work in addition to sessions.