

Appendix B

Summary of Online Survey

130 respondents including Older Peoples' day service providers, older people living in the community in their own homes or tenancies and their carers.

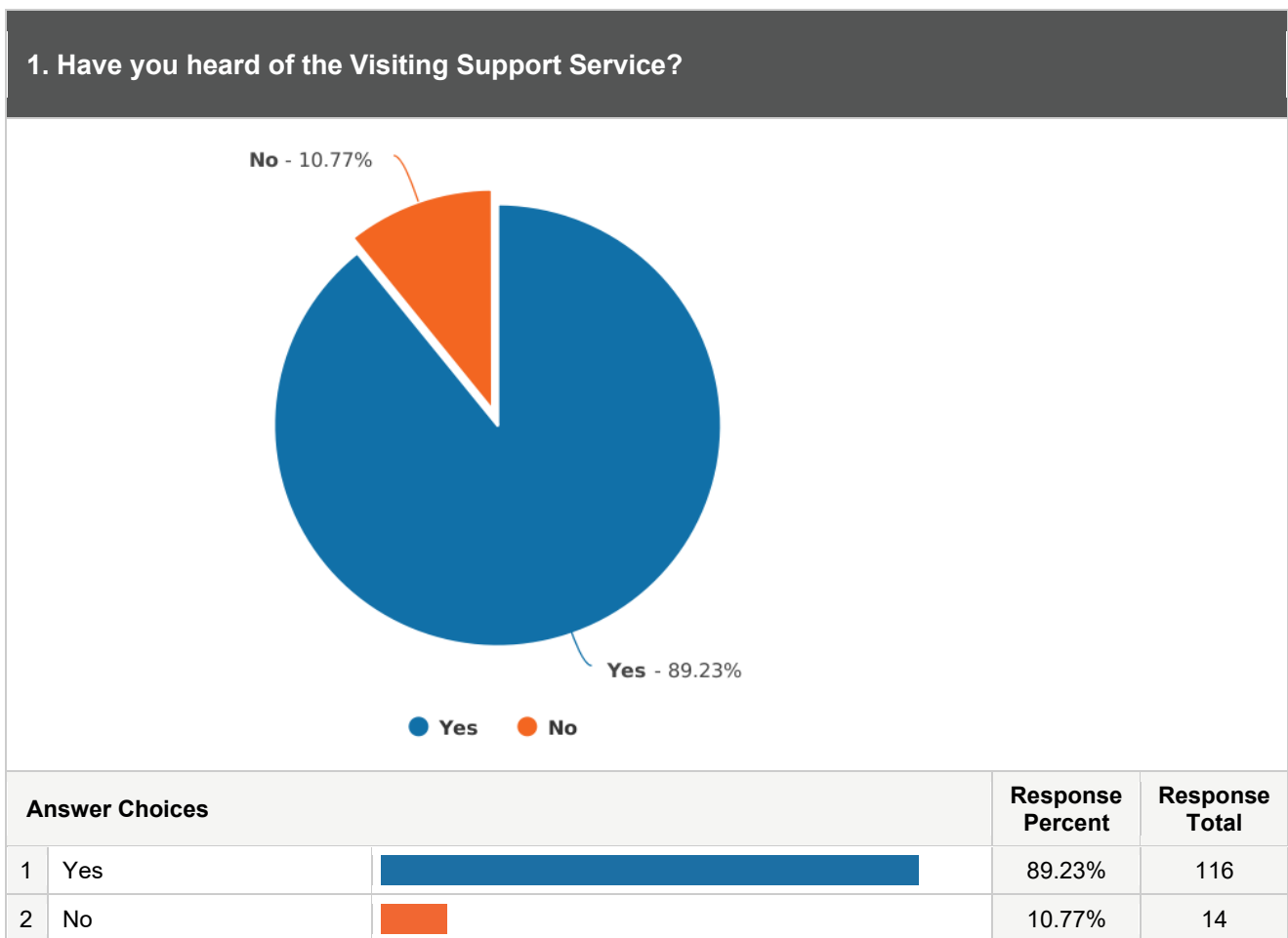
Respondents would like more opportunities:

- for social interactions at home and within the community
- help around the home
- having a safer home through falls prevention equipment
- extended availability of day services
- help to get to social events in the evening
- help with technology and day-to-day living, such as correspondence, online applications and keeping active

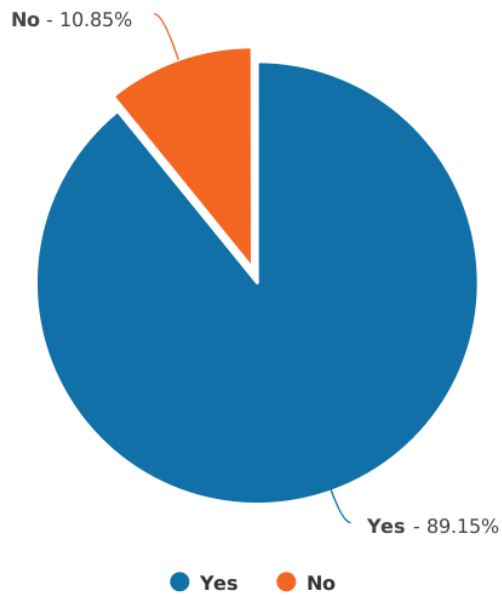
The following pages set out their responses to questions asked:

Older People's Visiting Support Service

1. Introductory

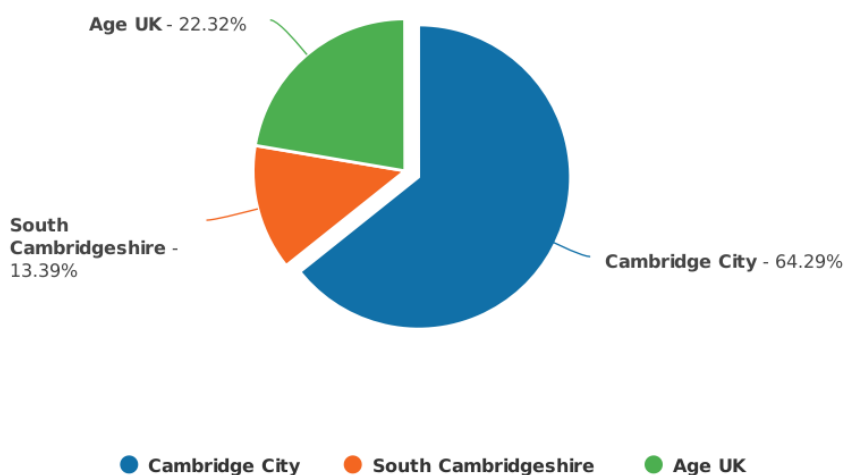


2. Have you used the Visiting Support Service?



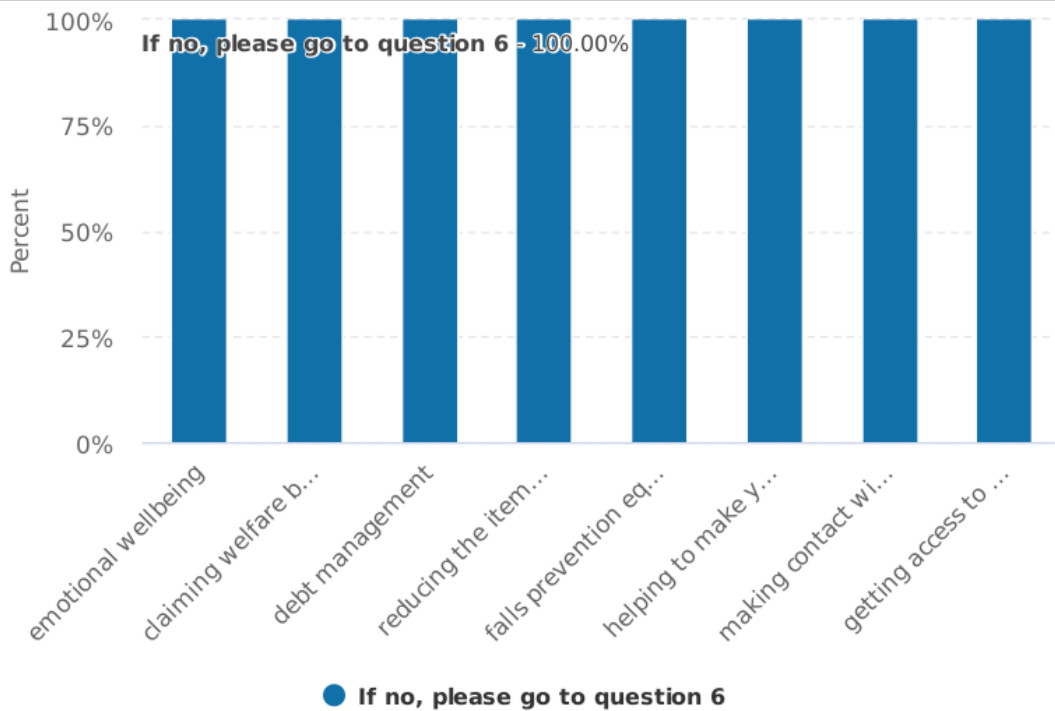
Answer Choices		Response Percent	Response Total
1	Yes	89.15%	115
2	No	10.85%	14

3. If yes, which service did you use?



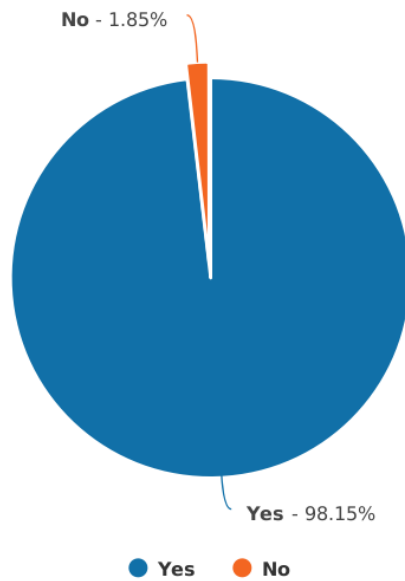
Answer Choices		Response Percent	Response Total
1	Cambridge City	64.29%	72
2	South Cambridgeshire	13.39%	15
3	Age UK	22.32%	25

4. Please can you tell us if the service helped you with any of the following things:



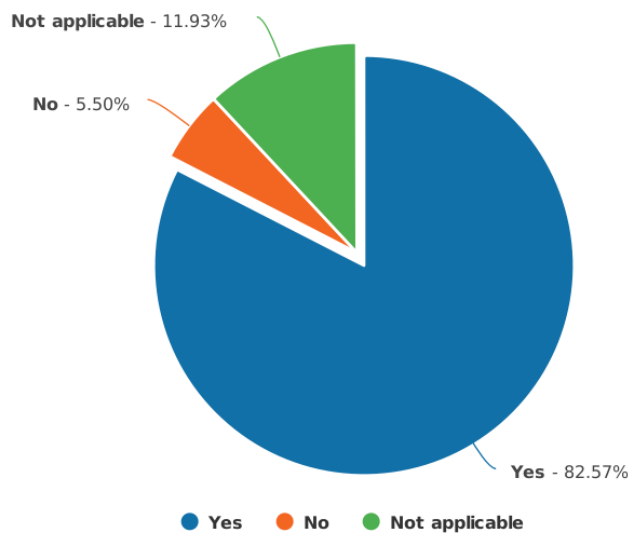
Answer Choices	If no, please go to question 6	Response Total
emotional wellbeing	100.00% 78	78
claiming welfare benefits	100.00% 60	60
debt management	100.00% 26	26
reducing the items in your home	100.00% 17	17
falls prevention equipment and/or advice	100.00% 32	32
helping to make your home safer	100.00% 60	60
making contact with social care and health services	100.00% 61	61
getting access to other services in your local area	100.00% 54	54

5. If you have used the Visiting Support Service would you recommend this service to other people you know?



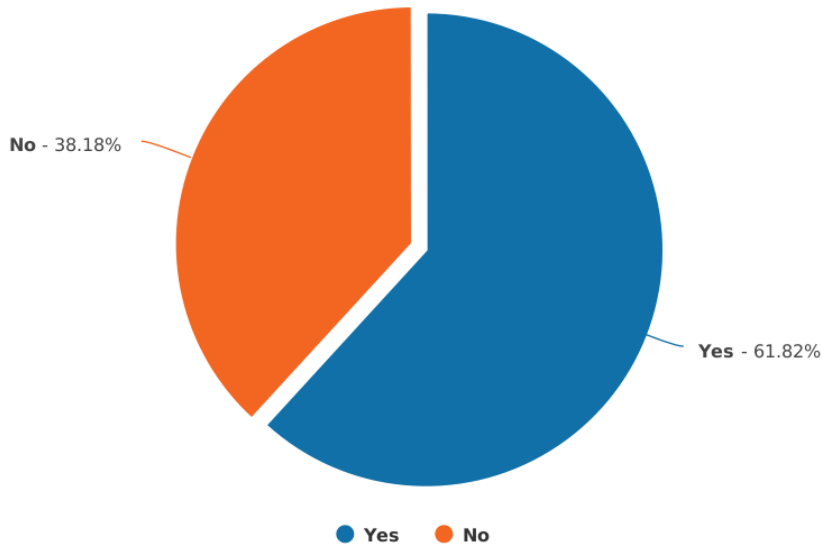
Answer Choices		Response Percent	Response Total
1	Yes	98.15%	106
2	No	1.85%	2

6. The introductory page explains what the service can offer. Do you think this is a service you might want to use at some time?



Answer Choices		Response Percent	Response Total
1	Yes	82.57%	90
2	No	5.50%	6
3	Not applicable	11.93%	13

7. Do you know anyone else who would benefit from this service?



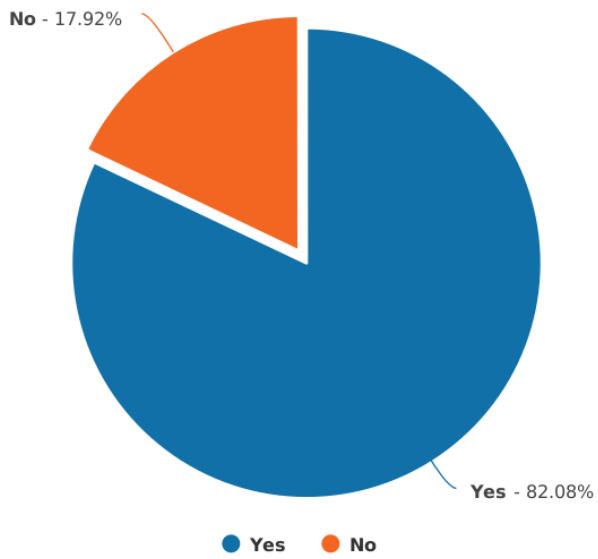
Answer Choices		Response Percent	Response Total
1	Yes	61.82%	68
2	No	38.18%	42

8. Have you needed help with claiming a grant or benefit e.g. blue badge or attendance allowance?



Answer Choices		Response Percent	Response Total
1	Yes	50.46%	55
2	No	49.54%	54

9. Are there things that you are aware of that older people currently struggle with?



Answer Choices		Response Percent	Response Total
1	Yes	82.08%	87
2	No	17.92%	19