






CORPORATE RESIDUAL RISK MAP - JUNE 2015

Appendix 1

Favourable change  Adverse change 
 Green rated  Amber rated  Red rated 

PROBABILITY

5 Very Likely	<u>A</u>	<u>A</u>	<u>A</u>	<u>R</u>	<u>R</u>
4 Likely	<u>G</u>	<u>A</u>	<u>A</u>	<u>R</u>	<u>R</u>
3 Possible	<u>G</u>	<u>A</u>	<u>A</u>	<u>A</u>	<u>A</u>
2 Unlikely	<u>G</u>	<u>G</u>	<u>A</u>	<u>A</u>	<u>A</u>
1 Very Rare	<u>G</u>	<u>G</u>	<u>G</u>	<u>G</u>	<u>A</u>

1 Negligible

2 Low

3 Medium

4 High

5 Very High

IMPACT

