



CAMBRIDGESHIRE  
& PETERBOROUGH  
**FIRE AUTHORITY**

**UNAUDITED**  
**Statement of Accounts**  
**for the year ending**  
**31 March 2025**



# Contents

<b>Narrative Report</b>	<b>3</b>
<b>Expenditure and Funding Analysis</b>	<b>18</b>
<b>Comprehensive Income and Expenditure Statement</b>	<b>19</b>
<b>Movement in Reserves Statement</b>	<b>20</b>
<b>Balance Sheet</b>	<b>22</b>
<b>Cash Flow Statement</b>	<b>23</b>
<b>Note 1 - Accounting Policies</b>	<b>24</b>
<b>Note 2 - Accounting Standards Issued, Not Adopted</b>	<b>33</b>
<b>Note 3 - Critical Judgements in Applying Accounting Policies</b>	<b>33</b>
<b>Note 4 - Assumptions Made about the Future and Other Major Sources of Estimation Uncertainty</b>	<b>34</b>
<b>Note 5 - Events After the Balance Sheet Date</b>	<b>35</b>
<b>Note 6 - Note to the Expenditure and Funding Analysis</b>	<b>35</b>
<b>Note 7 - Adjustments between Accounting Basis and Funding Basis under Regulations</b>	<b>36</b>
<b>Note 8 - Transfers to/from Earmarked Reserves</b>	<b>39</b>
<b>Note 9 - Financing and Investment Income and Expenditure</b>	<b>39</b>
<b>Note 10 - Taxation and Non-Specific Grant Income</b>	<b>39</b>
<b>Note 11 - Property, Plant and Equipment</b>	<b>40</b>
<b>Note 12 - Intangible Assets</b>	<b>43</b>
<b>Note 13 - Financial Instruments</b>	<b>44</b>
<b>Note 14 - Financial Instruments - Fair Value</b>	<b>45</b>
<b>Note 15 - Debtors</b>	<b>46</b>
<b>Note 16 - Cash and Cash Equivalents</b>	<b>47</b>
<b>Note 17 - Creditors</b>	<b>47</b>
<b>Note 18 - Usable Reserves</b>	<b>48</b>
<b>Note 19 - Unusable Reserves</b>	<b>49</b>
<b>Note 20 - Cash Flow used in Operating Activities</b>	<b>52</b>
<b>Note 21 - Cash Flow used in Investing Activities</b>	<b>53</b>
<b>- Cash Flow from Financing Activities</b>	
<b>Note 22 - Members' Allowances</b>	<b>54</b>
<b>Note 23 - Officers' Remuneration</b>	<b>54</b>
<b>Note 24 - External Audit Costs</b>	<b>55</b>
<b>Note 25 - Grant Income</b>	<b>56</b>
<b>Note 26 - Related Parties</b>	<b>56</b>
<b>Note 27 - Capital Expenditure and Capital Financing</b>	<b>57</b>
<b>Note 28 - Leases</b>	<b>58</b>
<b>Note 29 - Defined Benefit Pension Scheme</b>	<b>60</b>
<b>Note 30 - Nature and Extent of Risks Arising from Financial Instruments</b>	<b>66</b>
<b>Fire Fighters Pension Fund Account</b>	<b>69</b>
<b>Independent Auditors' Report to the Members of Cambridgeshire and Peterborough Fire Authority</b>	<b>71</b>
<b>Glossary</b>	<b>74</b>

## Narrative Report

Cambridgeshire and Peterborough Fire Authority was formed on 1 April 1998 following Local Government reorganisation in Cambridgeshire. Our three main roles are fire prevention, protection and response to fires, road traffic collisions and specialist services (including flooding, animal rescues, chemical spills, water rescues and freeing people). Our aim is to provide these services as effectively and efficiently as possible within the resource constraints we experience, whilst achieving our response time targets.

The Fire Authority must prepare and publish a Statement of Accounts annually. Its purpose is to give electors, local taxpayers, Fire Authority Members, employees and other interested parties clear information about the Fire Authority's finances.

Publication of these accounts, which have been prepared in accordance with the 'Code of Practice on Local Authority Accounting in the United Kingdom for 2024/25', which is based on International Financial Reporting Standards (IFRS), is required under the Local Audit and Accountability Act 2014 and the Accounts and Audit (England) Regulations 2015.

The purpose of the Statement of Accounts is to provide information on:

- The cost of providing Fire Authority services in the financial year;
- How these services were paid for;
- What assets the Fire Authority owned at the end of the financial year; and
- What was owed, to and by, the Fire Authority at the end of the financial year.

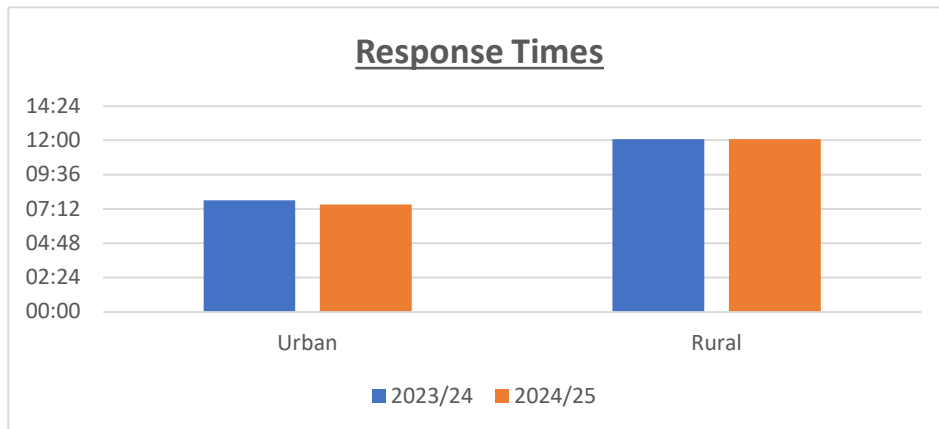
This report gives a guide to the most important matters included in the Statement of Accounts. The accounts have been prepared on the going concern basis.

## Performance

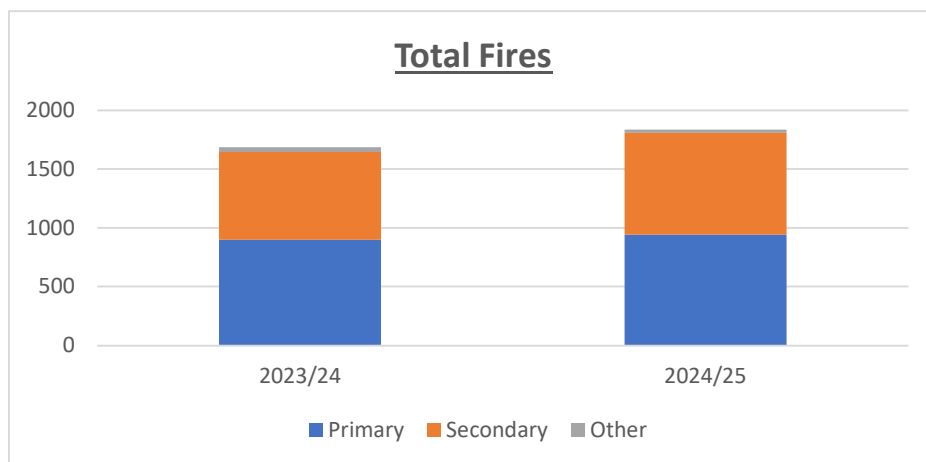
All fire and rescue services are required to produce a Community Risk Management Plan (CRMP). This plan looks at different risks across the county, how these could impact our work and what we plan to do to manage the risks. The Authority measures performance and progress against its CRMP and performance data is regularly reviewed and reported to the Fire Authority and other stakeholders.

The CRMP 2024-2029 was approved by the Fire Authority in February 2024. Further details and the document can be found here - <https://www.cambsfire.gov.uk/about-us/our-community-risk-management-plan/>

The Service currently responds to the most critical incidents in urban areas in 07:31 minutes which is 17 seconds quicker than in 2023/24. We attended rural incidents in 12:04 minutes, which has remained the same since 2023/24. Rural attendance times are greater than urban attendance times mainly due to the non-addressable locations in rural areas which means the attending appliances require more time to locate the incident. Within the Service, we continue to promote the use of the app What3words, the app is a useful tool for operational crews and the public to provide an exact location of an incident in rural and remote areas.



Total fires have decreased by 9% from 1,685 in 2023/24 to 1,834 in 2024/25. Of the 1,834 fires, 942 were primary fires\* and 864 were secondary fires\*\*.

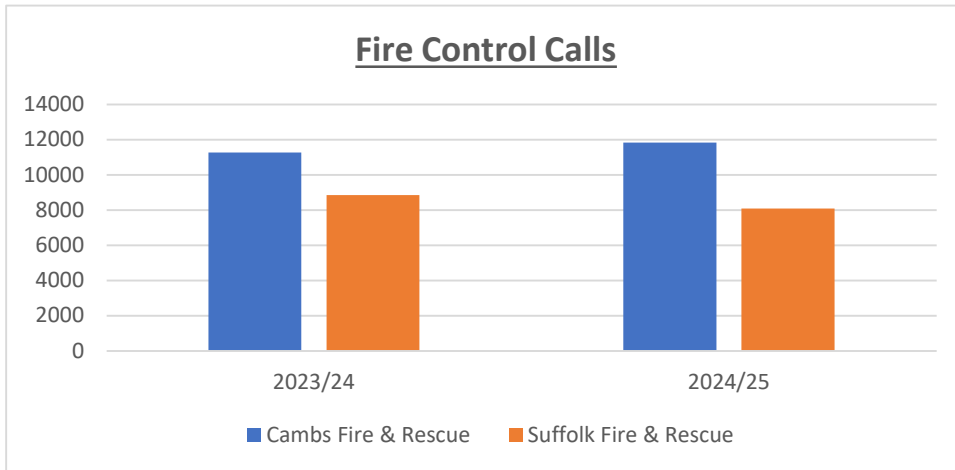


*\*Primary fires are fire in buildings, vehicles or some outdoor structures / any fire involving death, injury or rescue / fires attended by five or more pumping appliances.*

*\*\*Secondary fires are small outdoor fires, not involving people or property.*

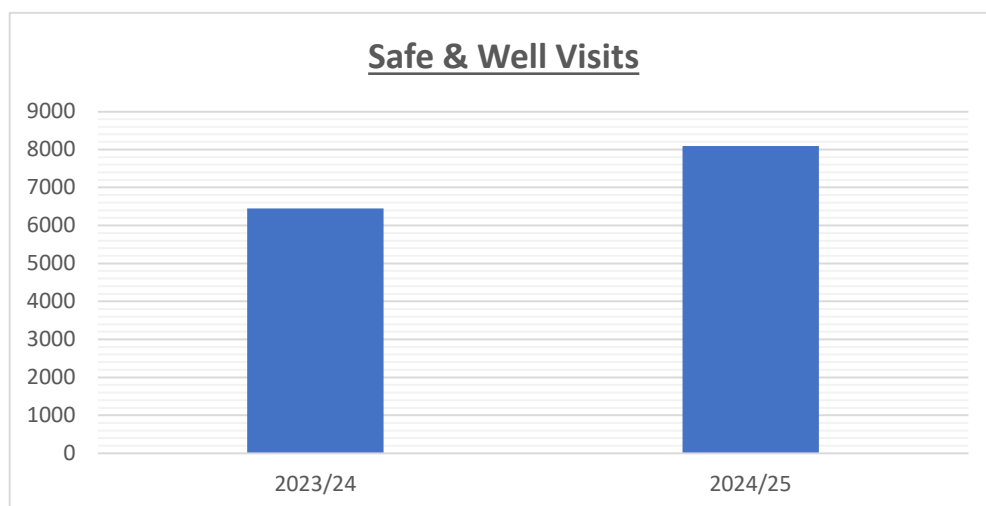
Deliberate fires have increased by 7% compared to the previous year, increasing from 470 in 2023/24 to 501 in 2024/25. Accidental dwelling fires has increased by 9% compared to last year, increasing from 265 to 289.

Calls to Combined Fire Control decreased from 20,447 being received in 2023/24 to 19,917 in 2024/25. Approximately 59% of these calls were for the Cambridgeshire and Peterborough Fire Authority and 41% for Suffolk Fire and Rescue Service with whom we share a combined fire control, although Suffolk Fire and Rescue Service have made the decision to opt out of this collaboration and by the end of June 2025 it is solely be a fire control for Cambridgeshire and Peterborough Fire and Rescue Service.



The Service has seen a slight decrease in the availability of our on-call strategic appliances from 62.8% last year to 62.2% this year. In January 2023, the Service implemented the use of crews of three for on-call appliances enabling the service to utilise pumps that were before unavailable. In 2024/25, the Service has been trialling on-call availability on weekends to increase cover throughout the county and looking into other types of contractual arrangements to hopefully increase on-call availability further. These trials will continue in 2025/26.

Community safety activities have significantly increased with the introduction of two roaming Community Safety Officers and in collaboration with East of England Ambulance Service, two Community Welfare Officers. During 2024/25 a total of 8,094 safe and well visits were delivered, an increase of 1,648 compared with 2023/24. The Service also carried out 689 business engagements, an increase of 84 since 2023/24, 851 fire protection audits, a decrease of 78 since 2023/24 and 667 building consultations, an increase of 34 since last year.



Over the past 12 months, the Service has seen the introduction of 16 new wholetime fire fighters, this was achieved by utilising pooled applicants from the 2023/24 wholetime recruitment campaign. One on-call bridging course was completed which enabled the Service to utilise pre-existing skills and experience from within the service and carry out a shorter training course to upskill individuals to that of a wholetime fire fighter. The Service will be carrying out another wholetime recruitment process in 2025/26 to continue to effectively manage the wholetime establishment to retain experiences and skills and fill vacancies from planned retirements.

The Service continues to focus on equality, diversity and inclusion; 22.8% of our workforce overall is female - 9.2% of the operational workforce; personnel from Black, Asian and ethnic minorities make up 4.1% of the overall workforce.

More details on the Services equality and inclusion plan can be found at [www.cambsfire.gov.uk/about-us/equality-and-inclusion/](http://www.cambsfire.gov.uk/about-us/equality-and-inclusion/)

## **Her Majesty's Inspectorate of Constabulary and Fire and Rescue Services**

The Government has commissioned His Majesty's Inspectorate of Constabulary and Fire and Rescue Services (HMICFRS) to inspect all 44 Fire and Rescue Services. The general inspection looks at three main areas – how effective we are, how efficient we are and how well we look after our people. Other themed inspections are also carried out, such as the one in 2020 looking at how we had responded to the Covid pandemic and more recently a review of culture within Fire and Rescue Services.

The Service was first inspected in 2018 and again in 2021 and in both inspections the Service achieved a rating of Good across all three areas; these results put the service among the best performing Fire & Rescue Authorities in England.

We reflect on the feedback provided by HMICFRS and use this to support our plans to deliver an efficient and effective service to the public and to ensure the safety, wellbeing and engagement of our employees.

In 2023, the Service completed its third inspection as part of the first tranche and the high-level results are detailed below. The next inspection is expected to begin in December 2025.

Outstanding	Good	Adequate	Requires improvement	Inadequate
Best use of resources	Understanding fire and risk	Responding to fires and emergencies	Managing performance and developing leaders	
	Preventing fire and risk	Responding to major incidents		
	Public safety through fire regulation	Right people, right skills		
	Future affordability			
	Promoting values and culture			
	Promoting fairness and diversity			

More details concerning our latest inspection report can be found at [www.cambsfire.gov.uk/about-us/our-inspection-report/](http://www.cambsfire.gov.uk/about-us/our-inspection-report/)

## Internal Controls

The Service carries out internal audits using an external provider – RSM UK Risk Assurance Services LLP. During 2024/25, the Service carried out six assurance assignments:

- Management Recruitment Framework - Substantial Assurance
- Fleet Management - Partial Assurance
- IT Assets - Partial Assurance
- Medium Term Financial Plan - Substantial Assurance
- Key Financial Controls (Treasury Management) - Substantial Assurance
- Culture (Misconduct processes) - Reasonable Assurance

The Service actively reviews the assignments carried out and addresses deficiencies in controls and standards to ensure that these deficiencies in controls are rectified. These are followed up by the internal auditors during the following financial year and reported to the Fire Authority.

## Sustainability & Environmental Impact

The Service is actively looking at ways it can reduce its impact on the environment and promote sustainability in the service that it provides. The Service is currently looking at moving its fleet to more sustainable electric vehicles. This has begun within the silver fleet provision with electric pool vehicles being purchased and hybrid vehicles for all officer vehicles and further electric/hybrid vehicles will be rolled out across the Service in the future as part of the Service vehicle replacement programme.

The Service has also put in place the use of bio-diesel in some of its red operational fleet, this is currently being used in the areas of Huntingdon and Peterborough and is looking at opportunities to roll this out to all compatible vehicles across the county. In 2024/25, the Service delivered its first environmentally friendly fire appliance into the fleet based at Huntingdon Fire Station. The Service is actively looking at ways it can improve sustainability in other areas too, such as property, where refurbishments include changes to our heating systems to be more environmentally friendly amongst other things; ICT, for example, reducing printing further by improving accessibility of digital information; and waste management, having significantly reduced its single use of plastics over the last 2 years.

In 2022/23 the Service collaborated with The Carbon Trust to review our current carbon footprint, this has enabled us to determine what key areas we should focus on to reduce our overall footprint and work towards becoming a net-zero organisation.

## Financial Outlook

The current global issues such as the on-going conflicts in Ukraine and Gaza, and the implementation of US tariff policies by US President Trump has continued to cause significant uncertainty in the global economy, particularly regarding inflation and forecasted reductions in the bank rate. These prolonged periods of higher inflation continue to create uncertainties and increased costs in the Services' revenue budget, and will also continue to have, an adverse effect on the UK economy and other economies too.

The Service budgeted for a 3% pay increase for 2024/25, but after the budget setting process, firefighters and the FBU agreed a 4% pay deal for 2024/25 as well as a restructuring of the on-call retaining fee matrix which has had a significant impact on the Authorities budget for 2024/25 and beyond. Following lengthy negotiations and balloting, Local Government employees were offered between 2.5% - 10% pay increases.

Following the General Election in July 2024, The Labour Party and Prime Minister Starmer were elected to run the government for the next four years. The new Labour Government's Comprehensive Spending Review (CSR) 2024 continued to provide little investment into Fire and Rescue Services with the percentage increase in core spending power the lowest in Local Government. Government spending continues to focus on Health, Social Care and Defence.

Due to a limited amount of time being available since the election, the Government carried out a one-year CSR for 2024/25 however it is expected that a 3 year CSR will be set in Summer 2025, providing greater certainty into future funding for Local Government.

The main source of funding is from Council Tax precepts making up nearly two thirds of overall funding. In previous years annual increases have been restricted to 2%, but due to unprecedented inflation over the past couple of years, this was increased to 3% for 2024/25 and a one-year allowable increase of up to £5.00 per household for 2025/26 for those services who could demonstrate their need for it.

The Service's investments over 2024/25 have generated higher than anticipated returns by £486k. This was partly due to the base rate by the Bank of England being held at higher levels resulting in higher interest rates compared to that budgeted, and also due to available funds being invested in short term investments, maximising the potential to earn interest . The Service continues to receive additional funding in the form of business rate reliefs being topped-up by the Government. The Service has used this to help fund revenue and capital projects started in 2024/25 and transferred the remaining balances to earmarked Reserves for those projects continuing in 2025/26 and beyond.

The Authority has an efficiency plan in place, which details how it plans to improve the service it provides whilst managing with reduced real-term funding levels. It is also looking at a contingency plan should funding be reduced significantly whilst costs are rising.

Other than the above, the Authority does not forecast any other material financial impacts.

## **The Statement of Accounts for the year ended 31 March 2025 consists of the following:-**

### **The Statement of Responsibilities for the Statement of Accounts**

This sets out the respective responsibilities of the Fire Authority and the Chief Finance Officer for preparing the Statement of Accounts.

### **The Movement in Reserves Statement**

This statement shows the movement in year on the different reserves held by the Fire Authority analysed between usable and other reserves. The surplus or (deficit) on the Provision of Services line shows the true economic cost of providing the Fire Authority's service, more details of which are shown in the Comprehensive Income and Expenditure Statement.

## **The Comprehensive Income and Expenditure Statement**

This statement shows the accounting cost in the year of providing services in accordance with generally accepted accounting practices, rather than the amount to be funded from taxation. The Fire Authority raises taxation to cover expenditure in accordance with statutory requirements; this may be different from the accounting cost. The taxation position is shown in the Movement in Reserves Statement.

## **The Balance Sheet**

This shows information on the financial position of the Fire Authority as at the 31 March 2025, including the level of balances and reserves at the Fire Authority's disposal, its long term indebtedness and the value of the assets held by the Fire Authority.

## **The Cash Flow Statement**

This shows the cash and cash equivalent movements in and out of the Fire Authority due to transactions with third parties for revenue and capital purposes.

## **The Statement of Accounting Policies**

This summarises the accounting rules used to prepare the Statement of Accounts.

## **Notes to the Financial Statements**

These explain in more detail a number of entries in the core financial statements.

## **The Firefighter Pension Fund Accounts**

These set out the payments made and received in respect of the Firefighter Pension Schemes.

## Opinion

In my opinion the statement of accounts present a true and fair view of the financial position of the Fire Authority at 31 March 2025 and its income and expenditure for the year then ended.

*UCBird*

---

Ursula Bird  
Chief Finance Officer  
Date: 20 June 2025

Signed on behalf of the Fire Authority:

I confirm that these accounts were approved and events after the 31 March 2025 up to the 20th June 2025 were taken into account by the Cambridgeshire and Peterborough Fire Authority.

---

Cllr  
On behalf of Cambridgeshire and Peterborough Fire Authority

Date: 20 June 2025

For further information concerning any items contained in this Statement please write to:

The Chief Finance Officer  
Cambridgeshire and Peterborough Fire Authority  
Hinchingsbrooke Cottage  
Brampton Road  
Huntingdon  
Cambs PE29 2NA

or telephone (01480) 444500

# Summary of the Financial Year

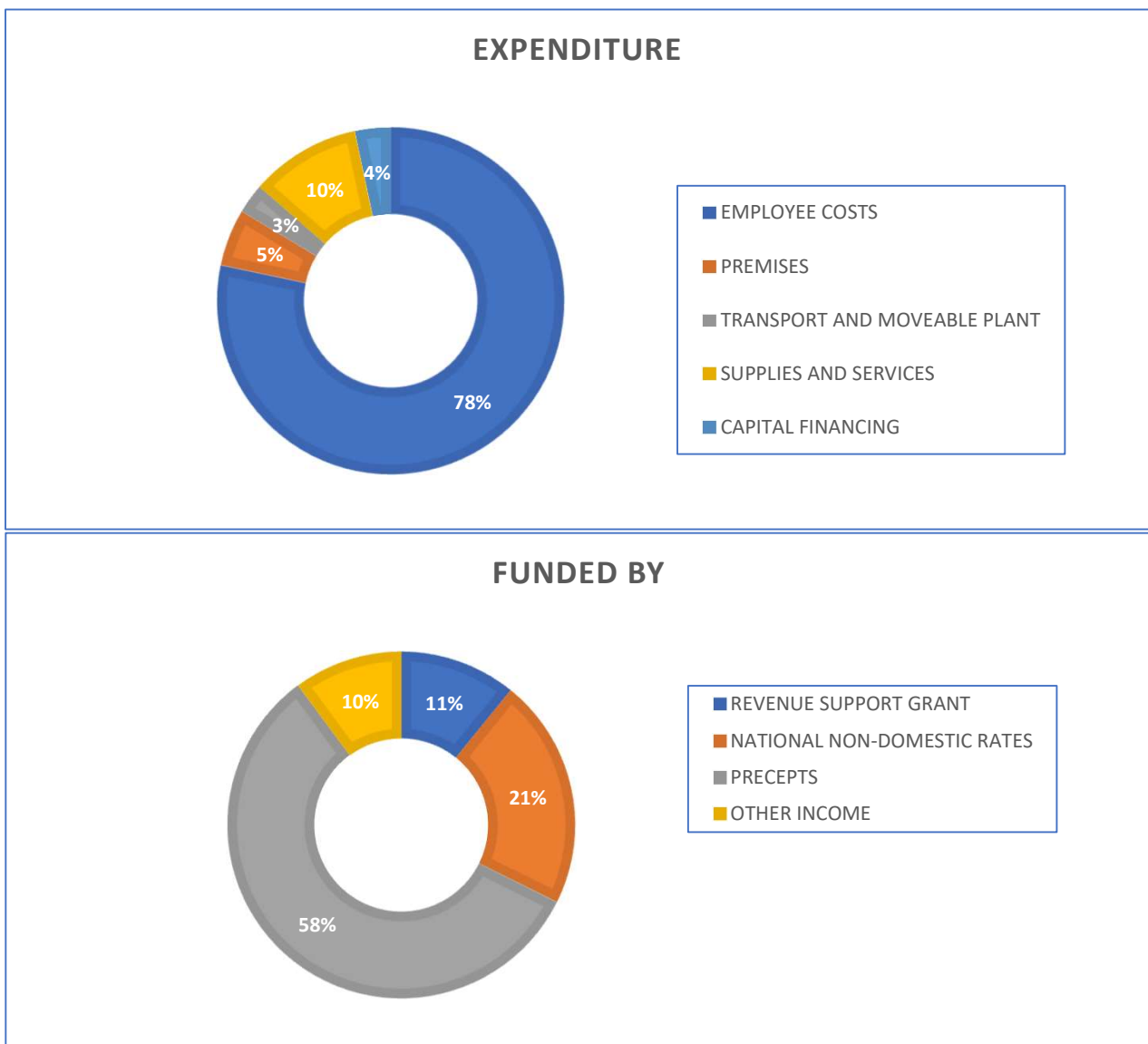
## Revenue Spending

The figures used in this summary are taken from the Fire Authority's management accounts and will be different in some areas to the numbers in the Statement of Accounts. The Fire Authority's total net expenditure was £38.295m. This is made up of £43.263m expenditure, £4.412m other income and grants, and £0.556m interest received and equates to a cost of £41.67 (2023/24 £39.26) per head of population (based on the latest population figure from the Office of National Statistics).

Due to national non-domestic reliefs being reimbursed, not previously having been relied on for our core service costs, the Service was able to put £1.5m towards some short and medium term revenue projects to help drive some key projects forward and ease some pressures. As we don't know yet what our medium-term funding looks like, we have restricted this resource to fund short-medium term resources and projects only.

The following charts show where the monies we received came from and how we spent it.

### 2024/25 Expenditure and Income charts



The Fire Authority held £2.474m in general reserves as at 31 March 2025, which equals 6% of the revenue budget.

The General Reserve is required to provide the Fire Authority with financial flexibility when dealing with unexpected circumstances. Specific reserves have also been established to provide for future or predicted liabilities. In particular £860k (£860k in 2023/24) has been held in a Finance Business Continuity Reserve to help provide some security as we continue to experience fluctuating inflation rates and a volatile global economic environment, which is resulting in increases in costs across the whole service over and above those budgeted, alongside unknown future incomes. The Service has been able to transfer an additional £365k to the general reserve this year, largely down to the extra investment interest earned and the receipt of additional non-domestic rate relief grant of £432k, also covering any inflationary increases above those budgeted. A statement detailing our earmarked reserves is set out in Note 8.

A summarised comparison of the Fire Authority's expenditure for the year to the budget is presented in the table on page 15. A reconciliation between the figures shown in this table and the Comprehensive Income and Expenditure Statement is shown in the Expenditure and Funding Analysis on page 18.

The table below shows the cash movements to reconcile with that in the Movement in Reserves Statement (page 20).

	£000's
General reserve balance as at 31st March 2024	2,110
Transfer to General Reserve	364
General reserve balance as at 31st March 2025	2,474

The Fire Authority has continued to recruit wholetime firefighters in 2024/25 to ensure that operational firefighter numbers remained at the budgeted position. This has been a controlled process to ensure our workforce remains within establishment whilst having consideration of our estimated retirement profile over the next 18 months. A separate reserve is earmarked to fund wholetime recruitment and additional expenditure. No funding was applied in 2024/25 to fund wholetime recruitment or expenditure from reserves.

The primary variances against the budget are as follows:

**Employee Costs:** This area of expenditure is under budget by 1%. General overtime and the pay award agreed for 2024/25 created financial pressures, however turnover of staff and delays in recruitment have offset this in addition to the additional funding received.

**Premises Costs:** This area of expenditure is under budget by 5%. In 2024/25 we saw a significant decrease in utility costs to that budgeted, this decrease in costs was offset by the overspend in business rates as a result of the continued delay in the sale of the former Huntingdon Fire Station.

**Transport and Plant:** This area of expenditure remained on budget. The Authority has reduced its motor insurance premiums through good risk management and has seen a large reduction in fuel costs to that budgeted, however the Authority is still continuing to see inflationary impacts on the cost of parts and servicing of motor vehicles in both operational and non-operational fleet vehicles. The Authority has replaced a number of vehicles in 2024/25 so it is expected that the fleet servicing costs will reduce with the replacement of the ageing silver fleet.

**Supplies and Services:** This area of expenditure is under budget by 12%, this has been mainly due a reduction in fire hydrant repairs and maintenance as well as delays in moving some ICT projects and services to the cloud during 2024/25. The Service is also continuing to see reductions in office expenses and travel related expenditure through the continued hybrid approach to remote working.

**Other Income & Government Grants:** The Service has generated more income than expected mainly due to increased collaboration with other Agency's and the Service continued to receive government grants in 2024/25 above what was budgeted. Note 25 provides some details of the grants received.

## Summary Financial Table

Description	Original Budget £'000's	Revised Budget £'000's	Actual to Date £000's	Variance £000's	Variance %
Operational Wholetime	16,237	16,617	16,720	103	1%
Operational On-Call	3,599	3,803	3,740	(63)	-2%
Operational Control	2,016	2,075	1,993	(82)	-4%
Operational Other	924	924	999	75	8%
Operational Support Other	2,114	2,368	2,342	(26)	-1%
Support Mgt & Admin	5,556	5,702	5,460	(242)	-4%
Support Mechanics	310	310	262	(48)	-15%
Support Caretakers/Handymen	227	227	222	(5)	-2%
Other Employee Costs	1,721	1,908	1,699	(209)	-11%
<b>EMPLOYEE COSTS</b>	<b>32,704</b>	<b>33,934</b>	<b>33,437</b>	<b>(497)</b>	<b>-1%</b>
Property Maintenance	505	558	553	(5)	-1%
Building Insurance	45	45	46	1	2%
Energy Costs	761	766	596	(170)	-22%
Cleaning	7	27	31	4	15%
Rents & Rates	942	942	988	46	5%
Other Property Expenditure	42	39	38	(1)	-3%
<b>PREMISES</b>	<b>2,302</b>	<b>2,377</b>	<b>2,252</b>	<b>(125)</b>	<b>-5%</b>
Equipment Expenditure	331	355	359	4	1%
Vehicle Running Expenses	694	696	704	8	1%
Vehicle Insurance	144	144	132	(12)	-8%
<b>TRANSPORT AND MOVEABLE PLANT</b>	<b>1,169</b>	<b>1,195</b>	<b>1,195</b>	<b>-</b>	<b>0%</b>
Office Expenses	256	300	309	9	3%
IT & Communications Equip.	2,482	2,577	2,249	(328)	-13%
Fire Equipment	52	60	31	(29)	-48%
Insurance	36	36	50	14	39%
Other Supplies & Services	1,175	2,023	1,754	(269)	-13%
<b>SUPPLIES AND SERVICES</b>	<b>4,001</b>	<b>4,996</b>	<b>4,393</b>	<b>(603)</b>	<b>-12%</b>
Debt Charges	209	209	192	(17)	-8%
External Interest	(70)	(70)	(556)	(486)	694%
Capital Financing	261	313	1,794	1,481	473%
<b>CAPITAL FINANCING</b>	<b>400</b>	<b>452</b>	<b>1,430</b>	<b>978</b>	<b>216%</b>
<b>CONTROLLABLE EXPENDITURE</b>	<b>40,576</b>	<b>42,954</b>	<b>42,707</b>	<b>(247)</b>	<b>-1%</b>
Other Income	(1,631)	(1,907)	(2,213)	(306)	16%
Other Government Grants	(1,926)	(2,015)	(2,060)	(45)	2%
Secondments	(92)	(126)	(139)	(13)	10%
<b>CONTROLLABLE INCOME</b>	<b>(3,649)</b>	<b>(4,048)</b>	<b>(4,412)</b>	<b>(364)</b>	<b>9%</b>
<b>NET CONTROLLABLE EXPENDITURE</b>	<b>36,927</b>	<b>38,906</b>	<b>38,295</b>	<b>(611)</b>	<b>-2%</b>
Grant/Precept Income	(38,777)	(38,777)	(39,219)	(442)	
In-year Reserve Movements	1,850	(190)	560	750	
<b>CONTRIBUTIONS</b>	<b>(36,927)</b>	<b>(38,967)</b>	<b>(38,659)</b>	<b>308</b>	
<b>CONTRIBUTION TO GENERAL RESERVE</b>	<b>-</b>	<b>61</b>	<b>364</b>	<b>303</b>	

## Capital Spending

The table below details the capital expenditure and how this was financed.

<b>Expenditure</b>	<b>£000's</b>	<b>£000's</b>
Vehicles	1,359	
IT & Equipment	574	
Building Works	127	
IFRS16 Leased Assets	239	
Assets Under Construction	<u>628</u>	
		<b>2,927</b>
<b>Financed By</b>		
Borrowing	337	
Transfer from Capital Reserve	577	
IFRS16 Leasing Arrangements	203	
Application of Capital Receipts and revenue contribution	<u>1,810</u>	
		<b>2,927</b>

The vehicles expenditure covers the purchase of operational and non-operational vehicles. In 2024/25, the Fire Authority completed the process of moving flexi-officer vehicles from petrol to hybrid on a two-year replacement programme and also purchased three new heavy rescue appliances.

This property expenditure relates to the maintenance and refurbishment of existing properties. The Service has begun the redevelopment of St Neots Fire Station which is expected to be completed in July 2025. This fire station is expected to be as Carbon Neutral as possible and will be partly funded by the Community Infrastructure Levy Funding (CIL) provided by Huntingdonshire District Council, this funding will be received in 2025/26.

The equipment relates to the purchase of a mass decontamination unit that will further enhance the reduction of contaminants from firefighters on the fireground, and Electric Vehicle charging points installed across our estate of fire stations.

The ICT capital budget covers the purchase of major IT systems and hardware, including the implementation of our new Mobilising System which went live in September 2024.

During 2024/25 the Service wrote off a fire appliance following a single vehicle road traffic collision and adopted the IFRS16 Right of Use asset accounting which became obligatory 1 April 2024. The former Huntingdon Fire Station and staff housing is still currently held for sale and is expected to be sold during 2025/26.

## Statement of Responsibilities for the Statement of Accounts

### The Fire Authority's Responsibilities

The Fire Authority is required to:

- Make arrangements for the proper administration of its financial affairs and to ensure that one of its officers has the responsibility for the administration of those affairs. In this Fire Authority, that officer is the Chief Finance Officer;
- Manage its affairs to secure economic, efficient and effective use of resources and safeguard its assets; and
- Approve the Statement of Accounts.

### The Chief Finance Officer's Responsibilities

The Chief Finance Officer is responsible for the preparation of the Fire Authority's Statement of Accounts in accordance with proper practices as set out in the CIPFA/LASAAC Code of practice on Local Authority Accounting in the United Kingdom (the Code).

In preparing this Statement of Accounts, the Chief Finance Officer has:

- Selected suitable accounting policies and then applied them consistently;
- Made judgements and estimates that were reasonable and prudent; and
- Complied with the Code.

The Chief Finance Officer has also:

- Kept proper accounting records which were up to date; and
- Taken reasonable steps for the prevention and detection of fraud and other irregularities.

Ursula Bird  
Chief Finance Officer

Date: 20 June 2025

## Expenditure and Funding Analysis

This analysis shows how annual expenditure is used and funded from resources (government grants, rents, council tax and business rates) by local authorities, in comparison with those resources consumed or earned by authorities in accordance with generally accepted accounting practices. Income and expenditure accounted for under generally accepted accounting practices is presented more fully in the Comprehensive Income and Expenditure Statement. A further breakdown of the adjustments can be found in Note 6.

Net Expenditure Chargeable to the General Fund Balance	2023/24			2024/25		
	Adjustments	Net Expenditure in the Comprehensive Income and Expenditure Statement		Net Expenditure Chargeable to the General Fund Balance	Adjustments	Net Expenditure in the Comprehensive Income and Expenditure Statement
£000	£000	£000		£000	£000	£000
29,595	(7,709)	21,886	Employee Costs	32,711	(7,954)	24,757
2,309	-	2,309	Premises Costs	2,262	-	2,262
795	-	795	Transport and Plant	872	-	872
4,477	-	4,477	Supplies and Services	5,432	-	5,432
-	2,171	2,171	Depreciation and Amortisation	-	2,526	2,526
-	(2,132)	(2,132)	Other Income	-	(2,352)	(2,352)
<b>37,176</b>	<b>(7,670)</b>	<b>29,506</b>	<b>Net Cost of Services</b>	<b>41,277</b>	<b>(7,780)</b>	<b>33,497</b>
(37,751)	10,360	(27,391)	Other Income and Expenditure	(42,201)	11,504	(30,697)
<b>(575)</b>	<b>2,690</b>	<b>2,115</b>	<b>Deficit on Provision of Services</b>	<b>(924)</b>	<b>3,724</b>	<b>2,800</b>
(6,432)			Opening Combined General Fund Balance	(7,007)		
(575)			Plus Surplus on the General Fund Balance for the Year (Statutory basis)	(924)		
			Transfers to/from other Reserves	577		
<b>(7,007)</b>			<b>Closing Combined General Fund Balance</b>	<b>(7,354)</b>		

## Comprehensive Income and Expenditure Statement

The Comprehensive Income and Expenditure Statement shows the accounting cost in the year of providing services in accordance with generally accepted accounting practices, rather than the amount to be funded from taxation. The Fire Authority raises taxation to cover expenditure in accordance with statutory requirements; this may be different from the accounting cost. The taxation position is shown in both the Expenditure and Funding Analysis and the Movement in Reserves Statement.

2023/24			2024/25			
Expenditure £000	Income £000	Net £000		Expenditure £000	Income £000	Net £000
21,886	-	21,886	Employee Costs	24,757	-	24,757
2,309	-	2,309	Premises Costs	2,262	-	2,262
795	-	795	Transport and Plant	872	-	872
4,477	-	4,477	Supplies and Services	5,432	-	5,432
2,171	-	2,171	Depreciation and Amortisation	2,526	-	2,526
-	(2,132)	(2,132)	Other Income	-	(2,352)	(2,352)
<b>31,638</b>	<b>(2,132)</b>	<b>29,506</b>	<b>Cost of Services</b>	<b>35,849</b>	<b>(2,352)</b>	<b>33,497</b>
-	(1)	(1)	Other Operating Income and Expenditure	-	(210)	(210)
13,539	(2,782)	10,757	Financing and Investment Income and Expenditure	13,720	(3,360)	10,360
-	(38,147)	(38,147)	Taxation and Non Specific Grant Income	-	(40,847)	(40,847)
<b>45,177</b>	<b>(43,062)</b>	<b>2,115</b>	<b>Deficit on Provision of Services</b>	<b>49,569</b>	<b>(46,769)</b>	<b>2,800</b>
		428	Deficit on revaluation of Property, Plant and Equipment	Note 11		1,157
		(405)	Impairment reversals on non-current assets charged to the Revaluation Reserve	Note 11		(539)
		-	Deficit on revaluation of available for sale financial assets and financial instruments at fair value through other comprehensive income and expenditure	Note 11		908
		(11,123)	Remeasurement of the net defined benefit liability	Note 29		(50,983)
		<b>(11,100)</b>	<b>Other Comprehensive Income and Expenditure</b>			<b>(49,457)</b>
		<b>(8,985)</b>	<b>Total Comprehensive Income and Expenditure</b>			<b>(46,657)</b>

## Movement in Reserves Statement

The Movement in Reserves Statement shows the movement from the start of the year to the end, on the different reserves held by the Authority. These are analysed into 'usable reserves' i.e. those that can be applied to suspense expenditure or reduce local taxation and 'unusable reserves'. The statement shows how the movements in year of the Fire Authority's reserves are broken down between gains and losses incurred in accordance with generally accepted accounting practices and the statutory adjustments required to return to the amounts chargeable to council tax for the year. The Net Increase/Decrease line shows the statutory General suspense Balance movements in the year following those adjustments. Further details can be found in Notes 18 and 19.

	General Fund Balance £000	Earmarked General Fund Reserves £000	Total General Fund Balance £000	Capital Receipts Reserve £000	Capital Grants Unapplied Account £000	Total Usable Reserves £000	Unusable Reserves £000	Total Reserves £000
<b>Balance at 31 March 2024</b>	(2,110)	(4,897)	(7,007)	-	-	(7,007)	173,328	<b>166,321</b>
Rounding Adjustment	-	-	-	-	-	-	(1)	(1)
<b>Revised opening balance</b>	<b>(2,110)</b>	<b>(4,897)</b>	<b>(7,007)</b>	-	-	<b>(7,007)</b>	<b>173,327</b>	<b>166,320</b>
<b>Movement in reserves during 2024/25</b>								
Net Deficit on the provision of services	2,800	-	2,800	-	-	<b>2,800</b>		<b>2,800</b>
Other Comprehensive Income and Expenditure	-	-	-	-	-	-	(49,457)	<b>(49,457)</b>
<b>Total Comprehensive Income and Expenditure</b>	<b>2,800</b>	-	<b>2,800</b>	-	-	<b>2,800</b>	<b>(49,457)</b>	<b>(46,657)</b>
Adjustments between accounting basis and funding basis under regulations	(3,724)	-	(3,724)	-	-	<b>(3,724)</b>	3,724	-
<b>Net Increase or Decrease before Transfers to Earmarked Reserves</b>	<b>(924)</b>	-	<b>(924)</b>	-	-	<b>(924)</b>	<b>(45,733)</b>	<b>(46,657)</b>
Transfers to / from Earmarked Reserves	560	17	577	-	-	<b>577</b>	(577)	-
<b>Increase/Decrease in 2024/25</b>	<b>(364)</b>	<b>17</b>	<b>(347)</b>	-	-	<b>(347)</b>	<b>(46,310)</b>	<b>(46,657)</b>
<b>Balance at 31 March 2025</b>	<b>(2,474)</b>	<b>(4,880)</b>	<b>(7,354)</b>	-	-	<b>(7,354)</b>	<b>127,017</b>	<b>119,663</b>

	General Fund Balance £000	Earmarked General Fund Reserves £000	Total General Fund Balance £000	Capital Receipts Reserve £000	Capital Grants Unapplied Account £000	Total Usable Reserves £000	Unusable Reserves £000	Total Reserves £000
<b>Balance at 31 March 2023</b>	(2,139)	(4,293)	(6,432)	-	-	(6,432)	181,737	175,305
Rounding Adjustment	-	-	-	-	-	-	1	1
<b>Revised opening balance</b>	<b>(2,139)</b>	<b>(4,293)</b>	<b>(6,432)</b>	-	-	<b>(6,432)</b>	<b>181,738</b>	<b>175,306</b>
<b>Movement in reserves during 2023/24</b>								
Net Deficit on the provision of services	2,115	-	2,115	-	-	2,115		2,115
Other Comprehensive Income and Expenditure	-	-	-	-	-	-	(11,100)	(11,100)
<b>Total Comprehensive Income and Expenditure</b>	<b>2,115</b>	-	<b>2,115</b>	-	-	<b>2,115</b>	<b>(11,100)</b>	<b>(8,985)</b>
Adjustments between accounting basis and funding basis under regulations	(2,690)	-	(2,690)	-	-	(2,690)	2,690	-
<b>Net Increase or Decrease before Transfers to Earmarked Reserves</b>	<b>(575)</b>	-	<b>(575)</b>	-	-	<b>(575)</b>	<b>(8,410)</b>	<b>(8,985)</b>
Transfers to / from Earmarked Reserves	604	(604)	-	-	-	-	-	-
<b>Increase/Decrease in 2023/24</b>	<b>29</b>	<b>(604)</b>	<b>(575)</b>	-	-	<b>(575)</b>	<b>(8,410)</b>	<b>(8,985)</b>
<b>Balance at 31 March 2024</b>	<b>(2,110)</b>	<b>(4,897)</b>	<b>(7,007)</b>	-	-	<b>(7,007)</b>	<b>173,328</b>	<b>166,321</b>

## Balance Sheet

The Balance Sheet shows the value as at the Balance Sheet date of the assets and liabilities recognised by the Fire Authority. The net assets of the Fire Authority (assets less liabilities) are matched by the reserves held by the Fire Authority; these reserves are reported in two categories. The first category of reserves are usable reserves, i.e. those reserves that the Fire Authority may use to provide services, subject to the need to maintain a prudent level of reserves and any statutory limitations on their use. The second category of reserves are those that the Fire Authority is not able to use to provide services, these include reserves that hold unrealised gains and losses (for example the Revaluation Reserve), where amounts would only become available to provide services if the assets are sold; and those that hold timing differences shown in the Movement in Reserves Statement line 'Adjustments between accounting basis and funding basis under regulations'.

31 March 2024 £000	Notes	BALANCE SHEET AS AT	31 March 2025 £000
56,677	Note 11	Property, Plant and Equipment	56,174
1,486	Note 12	Intangible Assets	1,672
<b>58,163</b>		<b>Long Term Assets</b>	<b>57,846</b>
3,000	Note 13	Short term Investments	7,500
3,208		Assets Held for Sale	2,300
63		Inventories	65
3,236	Note 15	Short Term Debtors	2,883
1,461	Note 16	Cash and Cash Equivalents	4,922
<b>10,968</b>		<b>Current Assets</b>	<b>17,670</b>
(30)	Note 13	Short Term Borrowing	(30)
(4,161)	Note 17	Short Term Creditors	(11,983)
(396)		Provisions	(460)
<b>(4,587)</b>		<b>Current Liabilities</b>	<b>(12,473)</b>
(635)	Note 13	Long Term Creditors	(807)
(5,700)	Note 13	Long Term Borrowing	(5,700)
(224,530)	Note 29	Other Long Term Liabilities	(176,199)
<b>(230,865)</b>		<b>Long Term Liabilities</b>	<b>(182,706)</b>
<b>(166,321)</b>		<b>Net Liabilities</b>	<b>(119,663)</b>
(7,007)	Note 18	Usable Reserves	(7,354)
173,328	Note 19	Unusable Reserves	127,017
<b>166,321</b>		<b>Total Reserves</b>	<b>119,663</b>

The draft unaudited financial statements are confirmed by the Chief Finance Officer, Ursula Bird, on 20 June 2025.

## Cash Flow Statement

The Cash Flow Statement shows the changes in cash and cash equivalents of the Authority during the reporting period. The statement shows how the Authority generates and uses cash and cash equivalents by classifying cash flows as operating, investing and financing activities. The amount of net cash flows arising from operating activities is a key indicator of the extent to which the operations of the Authority are funded by way of taxation and grant income or from the recipients of services provided by the Authority. Investing activities represent the extent to which cash outflows have been made for resources which are intended to contribute to the Authority's future service delivery. Cash flows arising from financing activities are useful in predicting claims on future cash flows by providers of capital (i.e. borrowing) to the Authority.

<b>2023/24</b>			<b>2024/25</b>
<b>£000</b>	<b>Notes</b>		<b>£000</b>
2,115	CIES	Net Deficit on the provision of services	2,800
(6,028)	Note 20	Adjustment to surplus or deficit on the provision of services for noncash movements	(13,452)
628	Note 20	Adjustment for items included in the net surplus or deficit on the provision of services that are investing or financing activities	310
<b>(3,285)</b>		<b>Net cash flows from operating activities</b>	<b>(10,342)</b>
3,483	Note 21	Net cash flows from investing activities	6,880
1	Note 21	Net cash flows from financing activities	1
<b>199</b>		<b>Net (increase) or decrease in cash and cash equivalents</b>	<b>(3,461)</b>
1,660		Cash and cash equivalents at the beginning of the reporting period	1,461
<b>1,461</b>		<b>Cash and cash equivalents at the end of the reporting period</b>	<b>4,922</b>

# Note 1 - Accounting Policies

## A1.1 General Principles

The Statement of Accounts summarises the Fire Authority's transactions for the financial year and its position at the year-end. The Fire Authority is required to prepare an annual Statement of Accounts by the Accounts and Audit (England) Regulations 2015. These regulations require the Statement of Accounts to be prepared in accordance with proper accounting practices. These practices primarily comprise the Code of Practice on Local Authority Accounting in the United Kingdom for 2024/25, supported by International Financial Reporting Standards (IFRS). The accounting convention adopted in the Statement of Accounts is principally historical cost, modified by the revaluation of certain categories of non-current assets and financial instruments. The principal accounting policies have been applied consistently throughout the year.

These accounts have been prepared on a going concern basis. The Authority assesses annually the likely impact of inflation and other potential monetary fluctuations on its financial position and performance as part of its budget setting process and updating of its Medium Term Finance Plan (MTFP). The Authority considers known and expected government funding and determines whether it has sufficient liquidity from its ability to access short term investments and sufficient general fund balances and reserves to continue to deliver services. As a result, the Authority is satisfied that it will continue in operational existence in the medium term.

## A1.2 Accruals of Income and Expenditure

Activity is accounted for in the year that it takes place, not simply when cash payments are made or received. In particular:

- Revenue from the sale of goods is recognised when the Fire Authority transfers the significant risks and rewards of ownership to the purchaser and it is probable that economic benefits or service potential associated with the transaction will flow to the Fire Authority.
- Revenue from the provision of services is recognised when the Fire Authority can measure reliably the percentage of completion of the transaction and it is probable that economic benefits or service potential associated with the transaction will flow to the Fire Authority.
- Supplies are recorded as expenditure when they are consumed – where there is a gap between the date supplies are received and their consumption, they are carried as inventories on the Balance Sheet.
- Expenses in relation to services received (including services provided by employees) are recorded as expenditure when the services are received rather than when payments are made.
- Interest receivable on investments and payable on borrowings is accounted for respectively as income and expenditure on the basis of the effective interest rate for the relevant financial instrument rather than the cash flows fixed or determined by the contract.

- Where revenue and expenditure have been recognised but cash has not been received or paid, a debtor or creditor for the relevant amount is recorded in the Balance Sheet. Where debts may not be settled, the balance of debtors is written down and a charge made to revenue for the income that might not be collected.

### **A1.3 Cash and Cash Equivalents**

Cash is represented by cash in hand and deposits with financial institutions repayable without penalty on notice of not more than 24 hours. Cash equivalents are highly liquid investments that mature in three months or less from the date of acquisition and that are readily convertible to known amounts of cash with insignificant risk of change in value.

### **A1.4 Charges to Revenue for Non-current Assets**

The Comprehensive Income and Expenditure Statement is debited with the following amounts to record the cost of holding non-current assets during the year:

- Depreciation attributable to the assets used by the relevant service;
- Revaluation and impairment losses on assets used by the service where there are no accumulated gains in the Revaluation Reserve against which the losses can be written off; and
- Amortisation of intangible assets attributable to the service.

The Fire Authority is not required to raise council tax to fund depreciation, revaluation and impairment losses or amortisation. However, it is required to make an annual contribution from revenue towards the reduction in its overall borrowing requirement equal to an amount calculated on a prudent basis determined by the Fire Authority in accordance with statutory guidance. Depreciation, revaluation and impairment losses and amortisation are therefore replaced by the contribution in the General Fund Balance, by way of an adjusting transaction within the Capital Adjustment Account in the Movement in Reserves Statement for the difference between the two.

### **A1.5 Employee Benefits**

#### **Benefits Payable During Employment**

Short-term employee benefits are those due to be settled wholly within twelve months of the year-end. They include such benefits as wages and salaries, paid annual leave and paid sick leave, bonuses and non-monetary benefits (e.g. cars) for current employees and are recognised as an expense for services in the year in which employees render service to the Authority. An accrual is made for the cost of holiday entitlements (or any form of leave, e.g. time off in lieu) earned by employees but not taken before the year-end which employees can carry forward into the next financial year. The accrual is made at the wage and salary rates applicable in the following accounting year, being the period in which the employee takes the benefit. The accrual is charged to Deficit on the Provision of Services, but then reversed out through the Movement in Reserves Statement so that holiday entitlements are charged to revenue in the financial year in which the holiday absence occurs.

## Termination Benefits

Termination benefits are amounts payable as a result of a decision by the Fire Authority to terminate an officer's employment before the normal retirement date or an officer's decision to accept voluntary redundancy. They are charged on an accruals basis to the appropriate service in the Comprehensive Income and Expenditure Statement when the Fire Authority is demonstrably committed to the termination of employment of an officer or group of officers or making an offer to encourage voluntary redundancy.

Where termination benefits involve the enhancement of pensions, statutory provisions require the General Fund balance to be charged with the amount payable by the Fire Authority to the pension fund or pensioner in the year, not the amount calculated according to the relevant accounting standards. In the Movement in Reserves Statement, appropriations are required to and from the Pensions Reserve to remove the notional debits and credits for pension enhancement termination benefits and replace them with debits for the cash paid to the pension fund and pensioners and any such amounts payable but unpaid at the year-end.

There is a requirement for a disclosure note setting out the number of exit packages agreed, analysed between compulsory redundancies and other departures. The total cost of packages in each band must also be disclosed. Please see Note 23.

## Post-employment Benefits

Employees of the Fire Authority are members of the following pension schemes:

- The Local Government Pension Scheme for non-uniformed and control room employees, administered by Cambridgeshire County Council. This is a funded scheme, meaning that the Fire Authority and employee pay contributions into a fund, calculated at a level intended to balance the pension's liabilities with investment assets.
- The Firefighters Pension scheme for uniformed employees. A separate account detailing the 2024/25 transactions and liabilities is shown within the Firefighter Pension Fund Account.

These schemes provide defined benefits to members (retirement lump sums and pensions), which are earned as employees worked for the Authority.

The liabilities of the Cambridgeshire County Council pension fund attributable to the Fire Authority are included in the Balance Sheet, along with that of the Firefighters' scheme, on an actuarial basis using the projected unit method – i.e. an assessment of the future payments that will be made in relation to retirement benefits earned to date by employees, based on assumptions about mortality rates, employee turnover rates, etc., and projections of projected earnings for current employees.

Liabilities are discounted to their value at current prices, using a discount rate of 5.80% (based on the indicative rate of return on high quality AA rated corporate bonds).

There are no assets in the Firefighters schemes. The assets of Cambridgeshire County Council pension fund attributable to the Fire Authority are included in the Balance Sheet at their fair value:

- Quoted securities – current bid price
- Unquoted securities – professional estimate
- Unitised securities – current bid price
- Property – market value.

The change in the net pension's liability is analysed into the following components:

- Current service cost – the increase in the present value of a defined benefit obligation (liability) resulting from employee service in the current period. This is allocated in the Comprehensive Income and Expenditure Statement to the services for which the employees worked.
  - Past service costs – the change in the present value of the defined benefit obligation for employee service in prior periods, resulting from a plan (scheme) amendment (i.e. the introduction or withdrawal of, or change to, a defined benefit plan) or a curtailment (i.e. a significant reduction by the Fire Authority in the number of employees covered by a plan). It is debited to the Deficit on the Provision of Services in the Comprehensive Income and Expenditure Statement.
  - Any gain or loss on settlements – a settlement is a transaction that eliminates all further legal or constructive obligations for part or all of the benefits provided under a defined benefit plan, other than a payment of benefits to, or on behalf of employees, that is set out in the terms of the plan and included in the actuarial assumptions. However, if the plan is replaced by a new plan that offers benefits that are, in substance the same, the termination of a plan is not a settlement.
  - Net interest on the net defined benefit pensions' liability – the change during the period in the net defined benefit liability that arises from the passage of time. The net interest on the net defined benefit liability comprises the interest income on plan assets and interest cost on the defined benefit obligation. It is charged to the Financing and Investment Income and Expenditure line of the Comprehensive Income and Expenditure Statement and is calculated by applying the discount rate used to measure the defined benefit obligation at the beginning of the period to the net defined benefit liability at the beginning of the period. This takes into account any changes in the net defined liability during the period as a result of contribution and benefit payments.
  - Re-measurements comprising:
    - Actuarial gains and losses – changes in the net pensions liability that arise because events have not coincided with assumptions made at the last actuarial valuation or because the actuaries have updated their assumptions – charged to the Pensions Reserve as Other Comprehensive Income and Expenditure.
    - Return on plan assets – excluding amounts included in net interest on the net defined benefit liability – this is defined as interest, dividends and other income derived from the plan assets, together with realised and unrealised gains and losses on the plan assets, less:
      - > any costs of managing plan assets; and
      - > any tax payable by the plan itself, other than tax included in the actuarial assumptions used to measure the present value of the defined benefit obligation.
- It is charged to the Pensions Reserve as Other Comprehensive Income and Expenditure.
- Contributions paid to the Cambridgeshire County Council pension fund and Firefighters' fund – amounts paid by the employer to reduce scheme liabilities.

In relation to retirement benefits, statutory provisions require the General Fund Balance to be charged with the amount payable by the Authority to the pension fund or directly to pensioners in the year, not the amount calculated according to the relevant accounting standards. In the Movement in Reserves Statement, this means that there are appropriations to and from the Pensions Reserve to remove the notional debits and credits for retirement benefits and replace them with debits for the cash paid to the pension fund and pensioners and any such amounts payable but unpaid at the year-end. The negative balance that arises on the Pensions Reserve thereby measures the beneficial impact to the General Fund of being required to account for retirement benefits on the basis of cash flows rather than as benefits are earned by employees.

### **Discretionary Benefits**

The Fire Authority also has restricted powers to make discretionary awards of retirement benefits in the event of early retirements. Any liabilities estimated to arise as a result of an award to any member of staff are accrued in the year of the decision to make the award and accounted for using the same policies as are applied to the Local Government Pension Scheme.

## **A1.6 Financial Instruments**

A financial asset or liability is recognised on the Balance Sheet when the Fire Authority becomes party to the contractual provisions of the instrument. This will normally be the date that a contract is entered into but may be later if there are conditions that need to be satisfied.

### **Financial Liabilities**

Financial liabilities are recognised on the Balance Sheet when the Fire Authority becomes a party to the contractual provisions of a financial instrument and are initially measured at fair value and are subsequently carried at their amortised cost. Annual charges to the Financing and Investment Income and Expenditure line on the Comprehensive Income and Expenditure Statement for interest payable are based on the carrying amount of the liability, multiplied by the effective rate of interest for the instrument. The effective interest rate is the rate that exactly discounts estimated future cash payments over the life of the instrument to the amount at which it was originally recognised.

For most of the borrowing that the Fire Authority has, this means that the amount presented in the Balance Sheet is the outstanding principal repayable (plus accrued interest); and interest charged to the Comprehensive Income and Expenditure Statement is the amount payable for the year according to the loan agreement.

### **Financial Assets**

Financial Assets at amortised cost are recognised on the Balance Sheet when the Fire Authority becomes a party to the contractual provisions of a financial instrument and are initially measured at fair value. They are subsequently measured at their amortised cost. Annual credits to the Financing and Investment Income and Expenditure line in the Comprehensive Income and Expenditure Statement for interest receivable are based on the carrying amount of the asset multiplied by the effective rate of interest for the instrument.

## **A1.7 Government Grants and Contributions**

Whether paid on account, by instalments or in arrears, government grants, third party contributions and donations are recognised as due to the Fire Authority when there is reasonable assurance that:

- The Fire Authority will comply with the conditions attached to the payments; and
- The grants or contributions will be received.

Amounts recognised as due to the Fire Authority are not credited to the Comprehensive Income and Expenditure Statement until conditions attached to the grant or contribution have been satisfied. Conditions are stipulations that specify that the future economic benefits or service potential embodied in the asset acquired using the grant or contribution are required to be consumed by the recipient as specified, or future economic benefits or service potential must be returned to the transferor.

Monies advanced as grants and contributions for which conditions have not been satisfied are carried in the Balance Sheet as creditors. When conditions are satisfied, the grant or contribution is credited to the relevant service line (attributable revenue grants and contributions) or Taxation and Non-specific Grant Income and Expenditure (non-ringfenced revenue grants and all capital grants) in the Comprehensive Income and Expenditure Statement.

Where capital grants are credited to the Comprehensive Income and Expenditure Statement, they are reversed out of the General Fund Balance in the Movement in Reserves Statement. Where the grant has yet to be used to finance capital expenditure, it is posted to the Capital Grants Unapplied reserve. Where it has been applied, it is posted to the Capital Adjustment Account.

## **A1.8 Property, Plant and Equipment**

Assets that have physical substance and are held for use in the production or supply of goods or services, for rental to others, or for administrative purposes and that are expected to be used during more than one financial year are classified as Property, Plant and Equipment.

### **Recognition**

Expenditure on the acquisition, creation or enhancement of Property, Plant and Equipment is capitalised on an accruals basis subject to a de minimis of £7,500 for vehicles and £10,000 for all other assets, provided that it is probable that the future economic benefits or service potential associated with the item will flow to the Fire Authority and the cost of the item can be measured reliably. Expenditure that is below the de minimis or maintains but does not add to an asset's potential to deliver future economic benefits or service potential (i.e. repairs and maintenance) is charged as an expense when it is incurred.

### **Measurement**

Assets are initially measured at cost, comprising:

- The purchase price;
- Any costs attributable to bringing the asset to the location and condition necessary for it to be capable of operating in the manner intended by management; and

- The initial estimate of the costs of dismantling and removing the item and restoring the site on which it is located.

The Fire Authority does not capitalise borrowing costs incurred whilst assets are under construction.

The cost of assets acquired other than by purchase is deemed to be its current value, unless the acquisition does not have commercial substance (i.e. it will not lead to a variation in the cash flows of the Fire Authority). In the latter case, where an asset is acquired via an exchange, the cost of the acquisition is the carrying amount of the asset given up by the Fire Authority.

Assets are then carried in the Balance Sheet using the following measurement bases:

- Assets under construction and vehicles, plant, furniture and equipment – depreciated historical cost; or
- Land and buildings current value; or
- All other assets – current value, determined as the amount that would be paid for the asset in its existing use.

Where there is no market-based evidence of current value because of the specialist nature of an asset, depreciated replacement cost (DRC) is used as an estimate of current value.

Where non-property assets have short useful lives or low values (or both), depreciated historical cost basis is used as a proxy for current value.

Assets included in the Balance Sheet at current value are revalued sufficiently regularly to ensure that their carrying amount is not materially different from their current value at the year-end, but as a minimum every three years. Increases in valuations are matched by credits to the Revaluation Reserve to recognise unrealised gains (see Note 11 for further details).

Where decreases in value are identified, they are accounted for as follows:

- Where there is a balance of revaluation gains for the asset in the Revaluation Reserve, the carrying amount of the asset is written down against that balance (up to the amount of the accumulated gains); or
- Where there is no balance in the Revaluation Reserve or an insufficient balance, the carrying amount of the asset is written down against the relevant service line(s) in the Comprehensive Income and Expenditure Statement.

The Revaluation Reserve contains revaluation gains recognised since 1 April 2007 only, the date of its formal implementation. Gains arising before that date have been consolidated into the Capital Adjustment Account.

### **Impairment**

Assets are assessed at each year-end as to whether there is any indication that an asset may be impaired. Where indications exist and any possible differences are estimated to be material, the recoverable amount of the asset is estimated and, where this is less than the carrying amount of the asset, an impairment loss is recognised for the shortfall.

Where impairment losses are identified, they are accounted for as follows:

- Where there is a balance of revaluation gains for the asset in the Revaluation Reserve, the carrying amount of the asset is written down against that balance (up to the amount of the accumulated gains); or
- Where there is no balance in the Revaluation Reserve or an insufficient balance, the carrying amount of the asset is written down against the relevant service lines in the Comprehensive Income and Expenditure Statement.

Where an impairment loss is reversed subsequently, the reversal is credited to the relevant service lines in the Comprehensive Income and Expenditure Statement, up to the amount of the original loss, adjusted for depreciation that would have been charged if the loss had not been recognised.

### **Depreciation**

Depreciation is provided for on all Property, Plant and Equipment assets by the systematic allocation of their depreciable amounts over their useful lives. An exception is made for assets without a determinable finite useful life (i.e. freehold land) and assets that are not yet available for use (i.e. assets under construction).

Depreciation is applied in the year of purchase.

Depreciation is calculated on the following bases:

- Buildings – straight-line allocation over the useful life of the property as estimated by the valuer. Currently the useful life is between 25-60 years depending on the component type.
- Vehicles, plant, furniture and equipment – straight line allocation, of each class of assets in the Balance Sheet, over the useful life of the asset as advised by a suitably qualified officer. Currently the useful life of these types of assets are 3-15 years.

Where an item of Property, Plant and Equipment asset has major components whose cost is significant in relation to the total cost of the item, the components are depreciated separately.

Revaluation gains are also depreciated, with an amount equal to the difference between current value depreciation charged on assets and the depreciation that would have been chargeable based on their historical cost being transferred each year from the Revaluation Reserve to the Capital Adjustment Account.

### **Disposals**

When an asset is disposed of or decommissioned, the carrying amount for the asset in the Balance Sheet (whether Property, Plant or Equipment) is written off to the other Operating Expenditure line in the Comprehensive Income and Expenditure Statement as part of the gain or loss on disposal. Receipts from disposals are credited to the same line in the Comprehensive Income and Expenditure Statement also as part of the gain or loss on disposal (i.e. netted off against the carrying value of the asset at the time of disposal). Any revaluation gains accumulated for the asset in the Revaluation Reserve are transferred to the Capital Adjustment Account.

Capital receipts are generally categorised as those for which the disposal relates to assets held in the balance sheet at the time of disposal. Receipts are appropriated to the Reserve from the General Fund Balance in the Movement in Reserves Statement.

The written-off value of disposals is not a charge against council tax, as the cost of non-current assets is fully provided for under separate arrangements for capital financing. Amounts are appropriated to the Capital Adjustment Account from the General Fund Balance in the Movement in Reserves Statement.

Subsequent measurement is in accordance with the Property, Plant and Equipment policy and are depreciated accordingly.

## **A1.9 Reserves**

The Fire Authority sets aside specific amounts as reserves for future policy purposes or to cover contingencies. Reserves are created by appropriating amounts out of the General Fund Balance in the Movement in Reserves Statement. When expenditure to be financed from a reserve is incurred, it is charged to the appropriate service in that year to score against the Deficit on the Provision of Services in the Comprehensive Income and Expenditure Statement. The reserve is then appropriated back into the General Fund Balance in the Movement in Reserves Statement so that there is no net charge against council tax for the expenditure.

Certain reserves are kept to manage the accounting processes for non-current assets, financial instruments, retirement and employee benefits and do not represent usable resources for the Fire Authority – these reserves are explained in the relevant policies.

## **Note 2 - Accounting Standards Issued, Not Adopted**

Accounting standards that have been issued but not adopted

Under The Code of Practice on Local Authority Accounting disclosure of the impact of accounting standards issued but not yet adopted is required. After a review of the relevant standards the following has been determined:

- Annual Improvements to IFRS Standards 2020-2023 (IAS 1, IAS 12, IAS 7 & IFRS 7)

Adoption of IFRS 16 Leases – The implementation of this standard was deferred from 01/04/2020 to 01/04/2024. The Authority has reviewed its current leases and service contracts to determine which contracts are required to be included under the new standard and the necessary entries have been included in the Statements of Account. Note 28 sets

The Section 151 Officer, on behalf of the Fire Authority, has assessed the impact of the relevant future standards above and there would be no material changes to the accounts if they were to be adopted.

## **Note 3 - Critical Judgements in Applying Accounting Policies**

In applying the accounting policies set out in Note 1, the Fire Authority has had to make certain judgements about complex transactions or those involving uncertainty about future events. The critical judgements made in the Statement of Accounts are:

- There is a high degree of uncertainty about future levels of funding for Local Government. However, the Fire Authority has determined that this uncertainty is not yet sufficient to provide an indication that the assets of the Fire Authority might be impaired as a result of a need to close facilities and reduce levels of service provision.
- The fair value of the PWLB loan is disclosed in the accounts using the new loan rate from the market rather than the premature loan rate from PWLB. The new loan rate is felt to be more appropriate to use as there is no intention to repay the loan early. This treatment is consistent to that in previous years. The difference between the two is £2.22m based on the differing calculation methods.

## Note 4 - Assumptions Made about the Future and Other Major Sources of Estimation Uncertainty

The Statement of Accounts contains estimated figures that are based on assumptions made by the Fire Authority about the future or that are otherwise uncertain. Estimates are made taking into account historical experience, current trends and other relevant factors. However, because balances cannot be determined with certainty, actual results could be materially different from the assumptions and estimates.

The items in the Fire Authority's Balance Sheet at 31 March 2025 for which there is risk of material adjustment in the forthcoming financial year are as follows:

### Land and Buildings (Carrying value £46.951m)

- Based on this year's movements in indices and revaluations the valuations in following years could have a material impact.
- The Remaining useful lives of all assets are estimated and the Fire Authority relies on the expertise of external valuers to determine the current valuations of the Land & Buildings on an annual basis.

The effect of changes in their assumptions would have the following effect:

Assumed Fees %	15%
Age & Obsolesce Allowance	Varies per site
	£'000s
Reduction in fees by 1%	(218)
Reduction in Age & Obsolesce allowance by 1%	(497)
Reduction in Fees & Age & Obsolesce by 1%	(748)
Increase in fees by 1%	212
Increase in Age & Obsolesce allowance by 1%	499
Increase in Fees & Age & Obsolesce by 1%	733

- The Valuer's general assumptions in regard to costs are that our valuations have been provided in gross form and do not include an allowance for purchaser's costs at the appropriate rate. The Valuer would expect purchaser's cost to be in the region of 0.5% and 5.0% dependant on the overall value of the asset and property type. The Valuer has made no allowance for any vendor's costs or taxation (actual or notional) nor has any allowance been made for any capital or annual grants or incentives to which a purchaser may be entitled. The Valuer has not been asked by the Fire Authority to specifically reflect these costs separately.

### Pensions Liability (Carrying value £176.2m)

- Estimation of the net liability to pay pensions depends on a number of complex judgements relating to the discount rate used, the rate at which salaries are projected to increase, changes in retirement age, mortality rates and expected returns on pension fund assets. A firm of consulting actuaries is engaged to provide the Fire Authority with expert advice about the assumptions to be applied.
- The effect on net pension's liability of changes in individual assumptions can be measured. Assumptions are detailed in Note 29.

## Note 5 - Events After the Balance Sheet Date

Events after the balance sheet date have been assessed, the old Huntingdon Fire Station site remains sold subject to contract.

## Note 6 - Note to the Expenditure and Funding Analysis

2024/25	Net Capital Statutory Adjustments	Net Pensions Statutory Adjustments	Other Statutory Adjustments	Other Differences	Total Adjustments
	£	£	£	£	£
Employee Costs	-	(8,071)	-	117	(7,954)
Depreciation and Amortisation	2,526	-	-	-	2,526
Other Income	-	-	-	(2,352)	(2,352)
<b>Net Cost of Services</b>	<b>2,526</b>	<b>(8,071)</b>	<b>-</b>	<b>(2,235)</b>	<b>(7,780)</b>
Other Income and Expenditure	-	10,724	-	780	11,504
<b>Difference between the Statutory Charge and the Deficit in the Comprehensive Income and Expenditure Statement</b>	<b>2,526</b>	<b>2,653</b>	<b>-</b>	<b>(1,455)</b>	<b>3,724</b>

2023/24	Net Capital Statutory Adjustments	Net Pensions Statutory Adjustments	Other Statutory Adjustments	Other Differences	Total Adjustments
	£	£	£	£	£
Employee Costs	-	(7,681)	-	(28)	(7,709)
Depreciation and Amortisation	2,171	-	-	-	2,171
Other Income	-	-	-	(2,132)	(2,132)
<b>Net Cost of Services</b>	<b>2,171</b>	<b>(7,681)</b>	<b>-</b>	<b>(2,160)</b>	<b>(7,670)</b>
Other Income and Expenditure	-	10,908	-	(548)	10,360
<b>Difference between the Statutory Charge and the Deficit in the Comprehensive Income and Expenditure Statement</b>	<b>2,171</b>	<b>3,227</b>	<b>-</b>	<b>(2,708)</b>	<b>2,690</b>

Net Capital Statutory Adjustments – this adds in depreciation, impairment and revaluation gains and losses in the services line.

Net Pensions Statutory Adjustments - Net change for the removal of pension contributions and the addition of IAS 19 Employee Benefits pension related expenditure and income:

- For services this represents the removal of the employer pension contributions made by the Authority as allowed by statute and the replacement with current service costs and past service costs.
- For other income and expenditure – the net interest on the defined benefit liability is charged to the CIES.

Other Statutory Adjustments – Other statutory differences between amounts debited/credited to the Comprehensive Income and Expenditure Statement and amounts payable/receivable to be recognised under statute:

- The charge under other income and expenditure represents the difference between what is chargeable under statutory regulations for council tax and NNDR that was projected to be received at the start of the year and the income recognised under generally accepted accounting practices in the Code. This is a timing difference as any difference will be brought forward in future Surpluses or Deficits on the Collection Fund.

## **Note 7 - Adjustments between Accounting Basis and Funding Basis under Regulations**

This note details the adjustments that are made to the total comprehensive income and expenditure recognised by the Fire Authority in the year, in accordance with proper accounting practice to arrive at the resources that are specified by statutory provisions, as being available to the Authority to meet future capital and revenue expenditure. The following sets out a description of the reserves that the adjustments are made against.

### **General Fund Balance**

The General Fund is the statutory fund into which all the receipts of an authority are required to be paid and out of which all liabilities of the Authority are to be met, except to the extent that statutory rules might provide otherwise. These rules can also specify the financial year in which liabilities and payments should impact on the General Fund Balance, which is not necessarily in accordance with proper accounting practice. The General Fund Balance therefore summarises the resources that the Fire Authority is statutorily empowered to spend on its services or on capital investment (or the deficit of resources that the Council is required to recover) at the end of the financial year.

### **Capital Receipts Reserve**

The Capital Receipts Reserve holds the proceeds from the disposal of land or other assets, which are restricted by statute from being used other than to fund new capital expenditure or to be set aside to finance historical capital expenditure. A balance on the reserve shows the resources that have yet to be applied for these purposes at the year-end.

### **Capital Grants Unapplied**

The Capital Grants Unapplied Account (Reserve) holds the grants and contributions received towards capital projects for which the Fire Authority has met the conditions that would otherwise require repayment of the monies but which have yet to be applied to meet expenditure. The balance is restricted by grant terms as to the capital expenditure against which it can be applied and/or the financial year in which this can take place.

<b>2024/25</b>	<b>General Fund Balance</b>	<b>Capital Receipts Reserve</b>	<b>Capital Grants Unapplied</b>	<b>Movement in Unusable Reserves</b>
	<b>£000</b>	<b>£000</b>	<b>£000</b>	<b>£000</b>
<b>Adjustments to the Revenue Resources</b>				
Amounts by which income and expenditure included in the Comprehensive Income and Expenditure Statement are different from revenue for the year calculated in accordance with statutory requirements:				
Pension cost (transferred to (or from) the Pensions Reserve)	(2,653)	-	-	2,653
Council tax and NNDR (transfers to or from the Collection fund)	(431)	-	-	431
Holiday pay (transferred to the Accumulated Absences reserve)	(117)	-	-	117
Equal pay settlements (transferred to the Unequal Pay / Back Pay Account)	-	-	-	-
Reversal of entries included in the Surplus or Deficit on the Provision of Services in relation to capital expenditure (these items are charged to the Capital Adjustment Account)	(2,462)	-	-	2,462
<b>Total Adjustments to Revenue Resources</b>	<b>(5,663)</b>	<b>-</b>	<b>-</b>	<b>5,663</b>
<b>Adjustments between Revenue and Capital Resources:</b>				
Transfer of non-current asset sale proceeds from revenue to the Capital Receipts Reserve	310	(310)	-	-
Mitigation of operating leases as lessee reclassified as finance leases upon transition to IFRS	(164)	-	-	164
Statutory Provision for the repayment of debt (transfer to the Capital Adjustment Account)	294	-	-	(294)
Capital expenditure financed from revenue balances (transfer to the Capital Adjustment Account)	1,500	-	-	(1,500)
<b>Total Adjustments between Revenue and Capital Resources</b>	<b>1,940</b>	<b>(310)</b>	<b>-</b>	<b>(1,630)</b>
<b>Adjustments to Capital Resources:</b>				
Use of the Capital Receipts Reserve to finance capital expenditure	-	310	-	(310)
Application of capital grants or reserves to finance capital expenditure	-	577	-	(577)
<b>Total Adjustments to Capital Resources</b>	<b>-</b>	<b>887</b>	<b>-</b>	<b>(887)</b>
<b>Total Adjustments</b>	<b>(3,723)</b>	<b>577</b>	<b>-</b>	<b>3,146</b>

<b>2023/24</b>	<b>General Fund Balance</b>	<b>Capital Receipts Reserve</b>	<b>Capital Grants Unapplied</b>	<b>Movement in Unusable Reserves</b>
	<b>£000</b>	<b>£000</b>	<b>£000</b>	<b>£000</b>
<b>Adjustments to the Revenue Resources</b>				
Amounts by which income and expenditure included in the Comprehensive Income and Expenditure Statement are different from revenue for the year calculated in accordance with statutory requirements:				
Pension cost (transferred to (or from) the Pensions Reserve)	(3,225)	-	-	3,225
Council tax and NDR (transfers to or from the Collection Fund)	14	-	-	(14)
Holiday pay (transferred to the Accumulated Absences reserve)	28	-	-	(28)
Reversal of entries included in the Surplus or Deficit on the Provision of Services in relation to capital expenditure (these items are charged to the Capital Adjustment Account)	(2,928)	-	-	2,928
<b>Total Adjustments to Revenue Resources</b>	<b>(6,111)</b>	<b>-</b>	<b>-</b>	<b>6,111</b>
<b>Adjustments between Revenue and Capital Resources:</b>				
Transfer of non-current asset sale proceeds from revenue to the Capital Receipts Reserve	628	(628)		-
Statutory Provision for the repayment of debt (transfer to the Capital Adjustment Account)	292	-	-	(292)
Capital expenditure financed from revenue balances (transfer to the Capital Adjustment Account)	2,373	-	-	(2,373)
<b>Total Adjustments between Revenue and Capital Resources</b>	<b>3,293</b>	<b>(628)</b>	<b>-</b>	<b>(2,665)</b>
<b>Adjustments to Capital Resources:</b>				
Use of the Capital Receipts Reserve to finance capital expenditure	-	628	-	(628)
Application of capital grants to finance capital expenditure	-	-	128	(128)
<b>Total Adjustments to Capital Resources</b>	<b>-</b>	<b>628</b>	<b>128</b>	<b>(756)</b>
Amortisation of Deregulation Reserve	-			-
Other adjustments	-	-	-	-
<b>Total Adjustments</b>	<b>(2,818)</b>	<b>-</b>	<b>128</b>	<b>2,690</b>

## Note 8 - Transfers to/from Earmarked Reserves

This note sets out the amounts set aside from the General Fund in earmarked reserves to provide financing for future expenditure plans and the amounts posted back from earmarked reserves to meet General Fund expenditure.

	Balance at 1 April 2023	Transfers In 2023/24	Transfers Out 2023/24	Balance at 31 March 2024	Transfers In 2024/25	Transfers Out 2024/25	Balance at 31 March 2025
	£000	£000	£000	£000	£000	£000	£000
<b>General Fund Reserves:</b>							
Financial Business Continuity Reserve	(1,319)	-	459	(860)	-	-	(860)
Tactical Reserve	(297)	-	-	(297)	-	15	(282)
Revenue Pension Reserve	(523)	-	-	(523)	-	-	(523)
On Call Operations Reserve	(400)	-	-	(400)	-	-	(400)
Property Development Reserve	-	(1,400)	-	(1,400)	-	577	(823)
Revenue C/Forwards Reserve	(1,754)	(688)	1,025	(1,417)	(1,925)	1,350	(1,992)
<b>Total General Fund</b>	<b>(4,293)</b>	<b>(2,088)</b>	<b>1,484</b>	<b>(4,897)</b>	<b>(1,925)</b>	<b>1,942</b>	<b>(4,880)</b>

## Note 9 - Financing and Investment Income and Expenditure

	2023/24		2024/25
	£000		£000
188	Interest payable and similar charges		192
10,908	Net interest on the net defined benefit liability or asset		10,724
(339)	Interest receivable and similar income		(556)
<b>10,757</b>	<b>Total</b>		<b>10,360</b>

## Note 10 - Taxation and Grant Income

	2023/24		2024/25
	£000		£000
(24,237)	Council tax income		(24,902)
(8,761)	Non-domestic rates income, grants and expenditure		(9,177)
(3,438)	Revenue Support and Services Grants		(5,331)
(1,711)	Other government grants		(1,437)
<b>(38,147)</b>	<b>Total</b>		<b>(40,847)</b>

# Note 11 - Property, Plant and Equipment

## Movements to 31 March 2025

	Land and Buildings £000	Vehicles, Plant, Furniture & Equipment £000	Assets Under Construction £000	Assets Held for Sale £000	*Right of Use Assets £000	Total Property, Plant and Equipment £000
<b>Cost or Valuation</b>						
<b>at 1 April 2024</b>	48,408	21,268	401	3,208	239	<b>73,524</b>
<b>Adjustments to cost/value &amp; depreciation/impairment</b>						
Additions	127	1,647	622	-	-	<b>2,396</b>
Revaluation increases/(decreases) recognised in the Revaluation Reserve	(1,413)	-	-	(908)	-	<b>(2,321)</b>
Revaluation increases/(decreases) recognised in the Surplus/Deficit on the Provision of Services	(171)	-	-	-	-	<b>(171)</b>
Derecognition – disposals	-	(2,041)	-	-	-	<b>(2,041)</b>
Reclassifications and transfers	-	399	(399)	-	-	-
<b>at 31 March 2025</b>	<b>46,951</b>	<b>21,273</b>	<b>624</b>	<b>2,300</b>	<b>239</b>	<b>71,387</b>
<b>Accumulated Depreciation and Impairment</b>						
<b>at 1 April 2024</b>	-	(13,400)	-	-	-	<b>(13,400)</b>
Depreciation charge	(795)	(1,446)	-	-	(7)	<b>(2,248)</b>
Depreciation written out to the Revaluation Reserve	92	-	-	-	-	<b>92</b>
Impairment reversals recognised in the Revaluation Reserve	539	-	-	-	-	<b>539</b>
Impairment reversals recognised in the Deficit on Provision of Services	164	-	-	-	-	<b>164</b>
Derecognition – disposals	-	1,940	-	-	-	<b>1,940</b>
Derecognition – other	(130)	-	-	-	-	<b>(130)</b>
Other movements in depreciation and impairment	130	-	-	-	-	<b>130</b>
<b>at 31 March 2025</b>	-	<b>(12,906)</b>	-	-	<b>(7)</b>	<b>(12,913)</b>
<b>Net Book Value</b>						
<b>at 31 March 2025</b>	<b>46,951</b>	<b>8,367</b>	<b>624</b>	<b>2,300</b>	<b>232</b>	<b>58,474</b>
<b>at 31 March 2024</b>	<b>48,408</b>	<b>7,868</b>	<b>401</b>	<b>3,208</b>	-	<b>59,885</b>

\*Right of use assets adopted 1 April 2024

## Movements to 31 March 2024

	Land and Buildings £000	Vehicles, Plant, Furniture & Equipment £000	Assets Under Construction £000	Assets Held for Sale £000	Total Property, Plant and Equipment £000
<b>Cost or Valuation</b>					
<b>at 1 April 2023</b>	47,706	22,031	2	3,603	73,342
<b>Adjustments to cost/value &amp; depreciation/impairment</b>					
Additions	1,486	689	399	-	2,574
Revaluation increases/(decreases) recognised in the Revaluation Reserve	(596)	-	-	-	(596)
Revaluation increases/(decreases) recognised in the Surplus/Deficit on the Provision of Services	(188)	-	-	-	(188)
Derecognition – disposals	-	(1,452)	-	(395)	(1,847)
<b>at 31 March 2024</b>	<b>48,408</b>	<b>21,268</b>	<b>401</b>	<b>3,208</b>	<b>73,285</b>
<b>Accumulated Depreciation and Impairment</b>					
<b>at 1 April 2023</b>	-	(13,104)	-	-	(13,104)
Depreciation charge	(788)	(1,388)	-	-	(2,176)
Depreciation written out to the Revaluation Reserve	170	-	-	-	170
Impairment reversals recognised in the Revaluation Reserve	405	-	-	-	405
Impairment reversals recognised in the Deficit on Provision of Services	211	-	-	-	211
Derecognition – disposals	-	1,092	-	-	1,092
Derecognition – other	(149)	-	-	-	(149)
Other movements in depreciation and impairment	151	-	-	-	151
<b>at 31 March 2024</b>	<b>-</b>	<b>(13,400)</b>	<b>-</b>	<b>-</b>	<b>(13,400)</b>
<b>Net Book Value</b>					
<b>at 31 March 2024</b>	<b>48,408</b>	<b>7,868</b>	<b>401</b>	<b>3,208</b>	<b>59,885</b>
<b>at 31 March 2023</b>	<b>47,706</b>	<b>8,927</b>	<b>2</b>	<b>3,603</b>	<b>60,238</b>

## Property, Plant and Equipment Revaluations

	Other Land and Buildings £000	Vehicles, Plant, Furniture and Equipment £000	Assets Held for Sale £000	*Right of Use Assets £000	Total £000
<b>Carried at historical cost</b>	-	8,368	-		8,368
<b>Valued at current value as at 31 March 2025</b>	46,950	-	2,300	232	49,482
<b>Total Cost or Valuation</b>	46,950	8,368	2,300	232	57,850

Valuations of all the Authority's property was carried out by the appointed valuer, Wilks, Head and Eve, a surveyor with a RICS qualification with an effective revaluation date of 31 March 2025.

See Note 4 for Valuer's general assumptions.

## Property, Plant and Equipment Disposals

Capital receipts relating to assets held in the balance sheet are included in disposal proceeds of non-current assets. Receipts for low-value assets not held in the Balance Sheet are recorded as revenue income.

Our old Huntingdon Fire Station and adjacent houses remain as 'held for sale'. The station was sold subject to planning permission approvals during 2024/25 and remains as such. It is anticipated that the sale of these properties should complete in 2025/26.

## Capital Commitments

Contracts for goods and services, including purchase orders raised not received are summarised below:-

Category	Description	£000
Buildings	Station refurbishment & welfare facilities St Neots	1,362
	Property Sustainability	49
	Remaining works from condition surveys	20
	Contaminants Control	5
Vehicles	Silver Fleet - estate cars	134
		<u>1,570</u>

## Note 12 - Intangible Assets

The Fire Authority accounts for its software as intangible assets, to the extent that the software is not an integral part of a particular IT system and accounted for as part of the hardware item of property, plant and equipment. The intangible assets include both purchased licenses and internally generated software. All software is given a finite useful life, based on assessments of the period that the software is expected to be of use to the Authority.

<b>2023/24</b>		<b>2024/25</b>
<b>Total</b>		<b>Total</b>
<b>£000</b>		<b>£000</b>
	Balance at start of year:	
2,463	Gross carrying amounts	2,679
(1,509)	Accumulated amortisation	(1,194)
<b>954</b>	<b>Net carrying amount at start of year</b>	<b>1,485</b>
554	Purchases	292
(338)	Disposals	-
(17)	Amortisation for the period	(107)
333	Amortisation written off on disposal	-
<b>1,486</b>	<b>Net carrying amount at end of year</b>	<b>1,670</b>
	Comprising:	
2,679	Gross carrying amounts	2,972
(1,193)	Accumulated amortisation	(1,300)
<b>1,486</b>	<b>Total</b>	<b>1,672</b>

## Note 13 - Financial Instruments

### Current Financial Assets

	Investments		Debtors		Cash		Total	Total
	2023/24	2024/25	2023/24	2024/25	2023/24	2024/25	2023/24	2024/25
	£000	£000	£000	£000	£000	£000	£000	£000
Amortised cost	3,000	7,500	592	720	1,461	4,922	5,053	13,142
<b>Total financial assets</b>	<b>3,000</b>	<b>7,500</b>	<b>592</b>	<b>720</b>	<b>1,461</b>	<b>4,922</b>	<b>5,053</b>	<b>13,142</b>

### Non-Current Financial Liabilities

	Borrowings		Creditors		Total	Total
	2023/24	2024/25	2023/24	2024/25	2023/24	2024/25
	£000	£000	£000	£000	£000	£000
Amortised cost	(5,700)	(5,700)	(635)	(634)	(6,335)	(6,334)
<b>Total financial liabilities</b>	<b>(5,700)</b>	<b>(5,700)</b>	<b>(635)</b>	<b>(634)</b>	<b>(6,335)</b>	<b>(6,334)</b>

### Current Financial Liabilities

	Borrowings		Creditors		Total	Total
	2023/24	2024/25	2023/24	2024/25	2023/24	2024/25
	£000	£000	£000	£000	£000	£000
Amortised cost	(30)	(30)	(2,334)	(7,138)	(2,364)	(7,168)
<b>Total financial liabilities</b>	<b>(30)</b>	<b>(30)</b>	<b>(2,334)</b>	<b>(7,138)</b>	<b>(2,364)</b>	<b>(7,168)</b>

## Note 14 - Financial Instruments - Fair Value

### Fair Values of Assets and Liabilities

Financial assets and liabilities are carried in the Balance Sheet at amortised cost. Their fair value can be assessed by calculating the present value of the cash flows that will take place over the remaining term of the instruments, using the following assumptions:

- For loans from the PWLB and other loans payable, new loan rates from the market have been applied to provide the fair value under PWLB debt redemption procedures.
- For loans receivable prevailing benchmark market rates have been used to provide the fair value.
- No early repayment or impairment is recognised.
- Where an instrument will mature in the next 12 months or is a trade or other receivable, the fair value is taken to be the carrying amount or the billed amount.
- The fair value of trade and other payables is taken to be the invoiced or billed amount.

The valuation basis adopted in calculating fair value uses level 2 inputs - i.e. inputs other than quoted prices that are observable for financial assets and financial liabilities. There has been no change to the valuation techniques applied in previous years.

### The Fair Values of Financial Assets and Financial Liabilities that are not Measured at Fair Value (but for which Fair Value Disclosures are required)

#### Financial Liabilities

	2023/24		2024/25	
	Carrying Amount £000	Fair Value £000	Carrying Amount £000	Fair Value £000
Financial Liabilities held at Amortised Cost	(5,700)	(3,924)	(5,700)	(3,480)
<b>Total</b>	<b>(5,700)</b>	<b>(3,924)</b>	<b>(5,700)</b>	<b>(3,480)</b>

The value of the liabilities is less than the carry amount because the Authority's portfolio of loans includes a fixed rate loans where the interest rate payable is less than the prevailing rates at the Balance Sheet date. Due to the short term repayment periods of the Authority's assets the difference between the carrying value (in Note 13) and the fair value is immaterial.

## Note 15 - Debtors

2023/24 £000		2024/25 £000
84	Trade Receivables	59
	Other:	
677	Prepayments	801
1,801	Local Authorities Accrued income & Levies	1,762
113	VAT debtor	112
503	Pension scheme debtor	-
58	Other accrued income and receivable Amounts	149
3,152	Total other	2,824
<b>3,236</b>	<b>Total</b>	<b>2,883</b>

During the year to 31 March 2025, £0k was written off as a bad debt (£0k in 2023/24).

In December 2023, the Competition Appeal Tribunal (the Tribunal) took the decision to uphold the Competition and Markets Authority (CMA)'s decision to impose a charge control mechanism on Motorola in respect of the revenue Airwave can earn from its charges.

Motorola has lodged an application for permission to appeal the Tribunal's decision to the Court of Appeal (CoA), but in the meantime has commenced issuing credit notes and discounting invoices to reflect the charge control impact from 1 August 2023 onwards. These credit notes have been applied to the totality of the invoice to the Home Office and therefore need to be apportioned to the various authorities including all Fire and Rescue Authorities (FRA) in England. Any credit which is currently applied and accepted may have to be repaid if subsequently it is decided to overturn the Tribunal's decision.

Motorola have been clear in their communications that this is the basis on which the credits are being applied. As a result, and on the recommendation of the NFCC Finance Committee, the Home Office will be continuing to invoice FRAs in England at the original rate and will not apply the credit notes to the invoices the Home Office sends to FRAs.

Buckinghamshire Fire agreed to hold the total credit that relates to Fire England until a final court decision is reached. Any monies remaining with Buckinghamshire Fire after the conclusion of the legal process will be shared between all FRAs in England based on their percentage share of the credit, if Motorola are unsuccessful in their court application.

As at 31 March 2025 Cambridgeshire and Peterborough Fire Authority's share of the credit is £281k (31 March 2024 £95k).

## Note 16 - Cash and Cash Equivalents

<b>2023/24</b>		<b>2024/25</b>
<b>£000</b>		<b>£000</b>
17	Cash and Bank balances	15
1,444	Short Term Deposits	4,907
<b>1,461</b>	<b>Total Cash and Cash Equivalents</b>	<b>4,922</b>

## Note 17 - Creditors

<b>2023/24</b>		<b>2024/25</b>
<b>£000</b>		<b>£000</b>
(208)	Trade payables	(101)
(478)	Deferred income	(1,980)
-	Pension scheme creditor	(3,480)
(1,028)	Local Authorities Provision for appeals & overpayments	(1,274)
(2,447)	Accruals and other payables	(5,148)
<b>(4,161)</b>	<b>Total Creditors</b>	<b>(11,983)</b>

## Note 18 - Usable Reserves

Movements in the Authority's usable reserves are detailed in the Movement in Reserves Statement.

### Total General Fund Balance

2023/24		2024/25
£000		£000
(2,110)	General Fund Balance	(2,474)
	Earmarked Reserve:	
(860)	Finance Business Continuity Reserve	(860)
(297)	Tactical Reserve	(282)
(523)	Pension Reserve	(523)
(400)	Wholetime Operations Reserve	(400)
(1,400)	Property Development Reserve	(823)
(1,417)	Revenue C/Forwards Reserve	(1,992)
<b>(7,007)</b>	<b>Balance 31 March</b>	<b>(7,354)</b>

### Capital Receipts Reserve

2023/24		2024/25
£000		£000
-	Balance 1 April	-
(628)	Capital Receipts in year	(310)
628	Capital Receipts used for financing	310
<b>-</b>	<b>Balance 31 March</b>	<b>-</b>

### Capital Grants Unapplied

2023/24		2024/25
£000		£000
-	Balance 1 April	-
(128)	Capital grants recognised in year	-
128	Capital grants and contributions applied	-
<b>-</b>	<b>Balance 31 March</b>	<b>-</b>
<b>(7,007)</b>	<b>Total Usable Reserves Balance 31 March</b>	<b>(7,354)</b>

## Note 19 - Unusable Reserves

2023/24		2024/25
£000		£000
(21,792)	Revaluation Reserve	(20,604)
(29,890)	Capital Adjustment Account	(29,607)
224,529	Pension Reserve - IAS19	176,199
60	Collection Fund Adjustment Account	492
421	Accumulated Absences Account	537
<b>173,328</b>	<b>Total</b>	<b>127,017</b>

### Revaluation Reserve

2023/24		2024/25
£000		£000
(22,069)	<b>Balance 1 April</b>	(21,792)
	Adjustment to prior year balance	(319)
(151)	Revaluation of assets	1,976
<b>(151)</b>	<b>Surplus on revaluation of non-current assets not charged to the Surplus on the Provision of Services</b>	<b>1,657</b>
170	Difference between fair value depreciation and historical cost depreciation	(469)
258	Accumulated gains on assets sold or scrapped	-
<b>428</b>	<b>Amount written off to the Capital Adjustment Account</b>	<b>(469)</b>
<b>(21,792)</b>	<b>Balance 31 March</b>	<b>(20,604)</b>

The prior year adjustment is between the Revaluation Reserve and Capital Adjustment Account and relates to the realignment of the differences between historical and current cost depreciation. This has no impact on the Comprehensive Income and Expenditure Statement.

## Capital Adjustment Account

2023/24 £000		2024/25 £000
(29,142)	<b>Balance 1 April</b>	(29,890)
	Adjustment to prior year balance	319
(29,142)	<b>Adjusted Brought Forward Balance</b>	(29,571)
1,965	Charges for depreciation and impairment of non-current assets	1,797
359	Revaluation gain/(loss) on non-current assets	171
17	Amortisation of intangible assets	107
501	Amounts of non-current assets written off on disposal or sale as part of the gain/loss on disposal to the Comprehensive Income and Expenditure Statement	101
2,842	Reversal of Items relating to capital expenditure debited or credited to the Comprehensive Income and Expenditure Statement	2,176
(170)	Adjusting Amounts written out of the Revaluation Reserve	469
<b>2,672</b>	<b>Net written out amount of the cost of non-current assets consumed in the year</b>	<b>2,645</b>
(628)	Use of Capital Receipts Reserve to finance new capital expenditure	(310)
(292)	Statutory provision for the financing of capital investment charged against the General Fund	(294)
(2,500)	Capital expenditure charged against the General Fund	(2,077)
<b>(3,420)</b>	<b>Capital financing applied in year:</b>	<b>(2,681)</b>
<b>(29,890)</b>	<b>Balance 31 March</b>	<b>(29,607)</b>

## Pension Reserve - IAS19

2023/24 £000		2024/25 £000
232,425	Balance 1 April	224,529
(11,123)	Remeasurements of the net defined liability	(50,983)
13,981	Reversal of items relating to retirement benefits debited or credited to the Deficit on the Provision of Services in the Comprehensive Income and Expenditure Statement	13,584
(10,754)	Employer's pensions contributions and direct payments to pensioners payable in the year	(10,931)
<b>224,529</b>	<b>Balance 31 March</b>	<b>176,199</b>

## Collection Fund Adjustment Account

2023/24 £000		2024/25 £000
74	Balance 1 April	60
(14)	Amount by which council tax and non-domestic rates income credited to the Comprehensive Income and Expenditure Statement is different from council tax income calculated for the year in accordance with statutory requirements	432
<b>60</b>	<b>Balance 31 March</b>	<b>492</b>

## Accumulated Absences Account

2023/24 £000		2024/25 £000
449	Balance 1 April	421
(449)	Settlement or cancellation of accrual made at the end of the preceding year	(421)
421	Amounts accrued at the end of the current year	537
(28)	Amount by which officer remuneration charged to the Comprehensive Income and Expenditure Statement on an accruals basis is different from remuneration chargeable in year in accordance with statutory requirements	117
<b>421</b>	<b>Balance 31 March</b>	<b>537</b>

## Note 20 - Cash Flow used in Operating Activities

The cash flows for operating activities include the following items:

<b>2023/24</b>		<b>2024/25</b>
<b>£000</b>		<b>£000</b>
(334)	Interest received	(507)
188	Interest paid	188
<b>(146)</b>	<b>Total</b>	<b>(319)</b>

The surplus or deficit on the provision of services has been adjusted for the following non-cash movements:

<b>2023/24</b>		<b>2024/25</b>
<b>£000</b>		<b>£000</b>
(2,176)	Depreciation	(2,248)
23	Impairment and downward valuations	(171)
(17)	Amortisation	(107)
(75)	Increase in creditors	(7,823)
-	Adjustment for the adoption of IFRS 16 lease liability	66
219	Increase/(Decrease) in debtors	(353)
35	Increase in inventories	2
(3,227)	Movement in pension liability	(2,653)
(757)	Carrying amount of non-current assets sold or derecognised	(101)
(53)	Other non-cash movements charged to the deficit on provision of services	(64)
<b>(6,028)</b>	<b>Total</b>	<b>(13,452)</b>

The deficit on the provision of services has been adjusted for the following items which are investing and financing activities:

<b>2023/24</b>		<b>2024/25</b>
<b>£000</b>		<b>£000</b>
628	Proceeds from the sale of property, plant and equipment	310
<b>628</b>	<b>Total</b>	<b>310</b>

## Note 21 - Cash Flow used in Investing Activities

2023/24		2024/25
£000		£000
3,128	Purchase of property, plant and equipment and intangible assets	2,689
17,000	Purchase of short-term and long-term investments	26,000
(628)	Proceeds from the sale of property, plant and equipment	(310)
(16,017)	Proceeds from short-term and long-term investments	(21,499)
<b>3,483</b>	<b>Net cash flows from investing activities</b>	<b>6,880</b>

## Cash Flow from Financing Activities

2023/24		2024/25
£000		£000
1	Increase in long-term creditors	(172)
-	Adjustment for adoption of IFRS16 Lease liability	173
<b>1</b>	<b>Net cash flows from financing activities</b>	<b>1</b>

## Note 22 - Members' Allowances

2023/24		2024/25	
£000		£000	
43	Salaries	48	
46	Allowances	43	
2	Expenses	2	
91	<b>Total Members' Allowances</b>	93	

## Note 23 - Officers' Remuneration

### Senior Officer Remuneration

		Salary inc. CPD £	Other Payments £	Expenses Allowances £	Pension Contribution £	Total £
Chief Fire Officer - C Strickland (retired 2024/25)	2024/25	90,215	-	48	-	<b>90,263</b>
	2023/24	173,509	751	84	-	<b>174,344</b>
Chief Fire Officer (from July 2024, previously Deputy Chief Executive & Treasurer) - M Warren	2024/25	173,981	1,063	2,502	6,621	<b>184,167</b>
	2023/24	150,679	355	7,583	25,465	<b>184,082</b>
Deputy Chief Fire Officer - J Anderson (from July 2024, previously ACFO)	2024/25	154,710	-	99	-	<b>154,809</b>
	2023/24	140,946	-	84	40,592	<b>181,622</b>
Assistant Chief Fire Officer - S Smith (from July 2024)	2024/25	136,836	3,676	2,470	35,254	<b>178,236</b>
	2023/24	-	-	-	-	-
<b>Total</b>	2024/25	<b>555,742</b>	<b>4,739</b>	<b>5,119</b>	<b>41,875</b>	<b>607,475</b>
	2023/24	<b>465,134</b>	<b>1,106</b>	<b>7,751</b>	<b>66,057</b>	<b>540,048</b>

The Expenses Allowances column reflects Benefits in Kind (e.g. Car Allowance).

## Officer Remuneration

	Number of Employees	
	2023/24	2024/25
£50,001 to £55,000	23	26
£55,001 to £60,000	13	28
£60,001 to £65,000	9	10
£65,001 to £70,000	13	5
£70,001 to £75,000	14	24
£75,001 to £80,000	4	5
£80,001 to £85,000	1	3
£85,001 to £90,000	5	3
£90,001 to £95,000	-	3
£95,001 to £100,000	-	1
£100,001 to £105,000	1	1
£105,001 to £110,000	2	1
<b>Total</b>	<b>85</b>	<b>110</b>

Officer remuneration does not include the senior officer remuneration as these are stated in the senior officer remuneration table.

## Exit Packages

Exit package cost band (including special payments)	Number of compulsory redundancies		Number of other departures agreed		Total number of exit packages by cost band		Total cost of exit packages in each band (£)	
	2023/24	2024/25	2023/24	2024/25	2023/24	2024/25	2023/24	2024/25
£0-£20,000	2	-	2	4	4	4	54,684	17,962
£20,001-£40,000	-	-	1	-	1	-	21,038	-
£40,001-£60,000	-	-	-	1	-	1	-	45,107
<b>Total</b>	<b>2</b>	<b>-</b>	<b>3</b>	<b>5</b>	<b>5</b>	<b>5</b>	<b>75,722</b>	<b>63,069</b>

## Note 24 - External Audit Costs

2023/24		2024/25
£000		£000
36	Fees payable to external auditors with regard to external audit services carried out by the appointed auditor for the year	183
<b>36</b>	<b>Total</b>	<b>183</b>

The standard annual audit fee for 2024/25 is set at £105k (2023/24 £95k). In 2023/24 there was a reduction in accrued audit fees relating to prior years as those audits were not completed in full. Due to our 2023/24 financial audit requiring extra resource to carry out more extensive testing, an additional fee of £40k has been estimated and an adjustment has been made in 2024/25 to reflect this. In addition we have estimated for some further additional fees for 2024/25 to cover additional works.

## Note 25 - Grant Income

### Grant Income Credited to Taxation and non-specific Grant Income and Expenditure

2023/24		2024/25
£000		£000
(3,190)	Revenue Support Grant	(4,730)
(247)	Services Grant	(601)
(120)	New Burdens Grant	(7)
(5)	Emergency Services Mobile Communications Programme (ESMCP) Grant	(10)
(251)	Other Minor Grants	(318)
(1,335)	Home Office Pension Grant	(1,102)
<b>(5,148)</b>	<b>Total</b>	<b>(6,768)</b>

## Note 26 - Related Parties

The Fire Authority is required to disclose material transactions with related parties - bodies or individuals that have the potential to control or influence the Fire Authority (FA) or to be controlled or influenced by the FA. Disclosure of these transactions allows the reader to assess the extent to which the FA might have been constrained in its ability to operate independently or might have secured the ability to limit another party's ability to bargain freely with the FA.

### Central Government

Central Government has effective control over the general operations of the FA – it is responsible for providing the statutory framework within which the FA operates, provides the majority of its funding in the form of grants and prescribes the terms of many of the transactions that the FA has with other parties (e.g. Council Tax bills). Grants receipts outstanding at 31 March 2025 are included in Note 17.

### Members & Officers

Members of the FA have direct control over the FA's financial and operating policies. The total of member's allowances paid in 2024/25 is shown in Note 22. Contracts were entered into in full compliance with the FA's standing orders. We have consulted with all members and Senior Managers of the FA with regard to Related Party Transactions for 2024/25 and there are no material transactions to disclose (Nil in 2023/24). The FA has 17 elected members, of which 13 are Cambridgeshire County Councillors and 4 are Peterborough City Councillors.

## Note 27 - Capital Expenditure and Capital Financing

2023/24		2024/25
£000		£000
9,981	Opening Capital Financing Requirement	9,689
	Capital Investment:	
2,574	Property Plant and Equipment	2,635
554	Intangible Assets	292
<b>3,128</b>	<b>Total Capital Spending</b>	<b>2,927</b>
	Sources of Finance:	
(628)	Capital receipts	(310)
(128)	Government grants and other contributions	(577)
	Sums set aside from revenue:	
(2,372)	Direct revenue contributions	(1,500)
(292)	Minimum revenue provision	(294)
<b>(3,420)</b>	<b>Total Sources of Finance</b>	<b>(2,681)</b>
<b>9,689</b>	<b>Closing Capital Financing Requirement</b>	<b>9,935</b>

### Explanation of movements in year

2023/24		2024/25
£000		£000
61,371	Long Term Assets	60,146
(21,792)	Revaluation Reserve	(20,604)
(29,890)	Capital Adjustment Account	(29,607)
9,689	Net Asset Total	9,935
(292)	Movement	246
-	Borrowings in year	(540)
(292)	Decrease in underlying need to borrow (unsupported by government financial assistance)	(294)
<b>(292)</b>	<b>Decrease in Capital Financing Requirement</b>	<b>(294)</b>

MRP is charged using an equal annual instalment method over the life of the asset.

## Note 28 - Leases

### Parkside Fire Station

The Fire Authority retains the freehold of the land at Parkside, Cambridge. However the Authority leased out this land to allow for the development of 99 residential units, a commercial unit and a fire station.

On completion of the development, the fire station was leased back to the Fire Authority in July 2013 for 999 years on a peppercorn rent. The fair value of the land and buildings has been included in the balance sheet at £7,820k (£8,025k 2023/24) and depreciated as per our normal depreciation policy (£125k). As there is nil consideration for this lease there is no interest or lease liability. A management service fee is charged annually, this was £60k in 2024/25 (£63k).

### Milton Training Centre

The Land at the Milton Training Centre site has been leased from Anglian Water since April 2012, on a 20 year lease at an initial annual rental of £25k. A 2% per annum uplift is added every 5 years and is currently £30k per annum. The asset value is based on the present value of the lease liability on 1st April 2024 at £220k, this is a non-depreciating asset.

### Water Coolers

On 1st July 2024 a 2 year lease rental contract of 24 water cooler units was entered into, with additional units added and co-terminated, making a total of 40 units at £9k per annum, payable in advance, increasing annually with CPI. The depreciation charge for the year is £7k with no interest charge.

### Other Right of Use Assets Leases Charged to the Comprehensive Income and Expenditure Statement (CIES)

Other leases included in our CIES is for our Multi-functional Devices (printers). A contract extension was entered into during 2023/24 for 2 years with a cost of £11k per annum, as at 31st March 2025 there is less than 12 months remaining. We also have a Canon Wide Format Printer on a 5 year lease commenced in 2023/24 which is below £5k and, due to the low value, IFRS 16 accounting has not been applied.

### Lease Payment Schedule

<b>category</b>	<b>Year 1</b>	<b>Years 2-5</b>	<b>Years 5+</b>	<b>Total</b>
	<b>£000</b>	<b>£000</b>	<b>£000</b>	<b>£000</b>
Land	30	165	34	229
Property	-	-	-	-
Plant	9	-	-	9
	<b>39</b>	<b>165</b>	<b>34</b>	<b>238</b>

## Present Value Lease Liability

The fair value rental for Parkside would be £341k per annum for 2024/25, if this was payable this would return a present value lease liability of £6,216k over the remaining 987 years of the lease.

The remaining present value lease liabilities are summarised in the table below.

<b>category</b>	<b>Year 1</b>	<b>Years 2-5</b>	<b>Years 5+</b>	<b>Total</b>
	<b>£000</b>	<b>£000</b>	<b>£000</b>	<b>£000</b>
Land	21	108	65	194
Property	-	-	-	-
Plant	9	-	-	9
	<b>30</b>	<b>108</b>	<b>65</b>	<b>203</b>

## Authority as Lessee - Right of Use Assets

The assets acquired under these leases are carried as Property, Plant and Equipment in the Balance Sheet at the following net amounts:

	<b>31 March 2025</b>			
	<b>Land</b>	<b>Property</b>	<b>Plant</b>	<b>Total</b>
<b>Book Values:-</b>	<b>£000</b>	<b>£000</b>	<b>£000</b>	<b>£000</b>
B/fwd	220	8,025	18	8,263
Depreciation	-	(125)	(7)	(132)
Revaluation		(80)		(80)
<i>Additions and/or Disposals</i>				
<b>Total</b>	<b>220</b>	<b>7,820</b>	<b>11</b>	<b>8,051</b>
<b>Lease interest charged</b>	<b>4</b>	<b>0</b>	<b>0</b>	<b>4</b>

## Note 29 - Defined Benefit Pension Scheme

As part of the terms and conditions of employment of its officers and other employees, the Fire Authority makes contributions towards the cost of post employment benefits. Although these benefits will not actually be payable until employees retire, the Fire Authority has a commitment to make the payments that need to be disclosed at the time the employees earn their future entitlement.

The Fire Authority participates in post employment schemes:

- The Local Government Pension Scheme (LGPS) for non-uniformed and control room employees, administered by Cambridgeshire County Council. This is a funded defined benefit final salary scheme, meaning that The Fire Authority and employees pay contributions into a fund, calculated at a level intended to balance the pensions liabilities with investment assets.
- The Firefighters Pension Scheme 2015 (FPS 2015) is an unfunded defined benefit scheme. The Firefighters' pension scheme has no assets. The total contributions, by both current members and the Fire Authority, are used to fund payments to the current pensioners regardless of which scheme they were in. A separate account detailing the 2024/25 transactions and liabilities is shown within the Firefighters' Pension Fund Account note.

Until 1st April 2022, Firefighters could be active members of three different Firefighter pension schemes (FPS) , FPS 1992, FPS 2006 and FPS 2015. In 2015, new laws introduced a new scheme for firefighters - the Firefighters' Pension Scheme 2015 (FPS 2015). These laws included protections which meant that some members of the existing schemes (FPS 1992 and FPS 2006) didn't join FPS 2015 either straight away or at all, depending on their age.

Following a legal challenge known as Sargeant, the courts determined that the protections given to members were age discriminatory. This confirmed discrimination will be addressed in two parts:

Part 1 - Future discrimination (prospective) - To remove future discrimination from the scheme and ensure equal treatment, all remaining protected members who were not members of FPS 2015 were transferred into this scheme on 1 April 2022.

This means that all future service for all members will build up in the existing FPS 2015 - the scheme is not changing. Benefits already built up in either of the previous schemes are fully protected.

Part 2 - Past discrimination (retrospective) - The period during which the discrimination was in place - 1 April 2015 to 31 March 2022 - is known as the remedy period. Members who moved into FPS 2015 on 1 April 2015 or later will have their benefits converted to their former final salary scheme for the whole of their service in the remedy period. The benefits built up in FPS 2015 will be kept as an underpinned record.

At retirement, eligible members will be able to keep their final salary benefits or choose to receive the underpinned FPS 2015 benefits for the same period. This known as Deferred Choice Underpin (DCU).

The changes to remove past discrimination are being processed during 2024/25 and 2025/26.

The Local Government Pension Scheme is operated under the regulatory framework for the Local Government Pension Scheme and the governance of the scheme is the responsibility of the pensions committee of Cambridgeshire County Council. Policy is determined in accordance with the Pensions Fund Regulations.

The principal risks to the Authority of the scheme are the longevity assumptions, statutory changes to the scheme, structural changes to the scheme (i.e. large-scale withdrawals from the scheme), changes to inflation, bond yields and the performance of the equity investments held by the scheme. These are mitigated to a certain extent by the statutory requirements to charge to the General Fund the amounts required by statute as described in the accounting policies note.

The operation of the Firefighters' Pension Schemes is controlled by the Firefighters Pension Scheme (Amendment)(England) Order 2006 (SI 2006/1810) and The Firefighters' Pension Scheme (England) Regulations 2014. Employees' and employers' contributions into the Firefighter Pension Fund are determined by the Secretary of State on the advice of the Government Actuary. Payments of pensions and other retirement benefits are made from the Pension Fund. Government grant is payable to cover any shortfall on the Pension Fund account.

The principal risks to the Fire Authority are statutory change to the scheme and the number of ill health retirements and injury awards. The Authority contributes at the rate prescribed by the Fund's actuary.

The actuarial value of the fund's liabilities as at 31 March 2025, in accordance with International Accounting Standard (IAS) 19, was completed by the Government's Actuary Department on 31 March 2025, and subject to triennial valuation.

Transactions relating to retirement benefits:

- We recognise the cost of retirement benefits in the reported cost of services when they are earned by employees, rather than when the benefits are eventually paid as pensions. However, the charge we are required to make against council tax is based on the cash payable in the year, so the real cost of post employment/retirement benefits is reversed out of the General Fund via the Movement in Reserves Statement.
- The employer contributions figure includes the relief from Ministry of Housing, Communities and Local Government (MHCLG) (Top-up Grant). The total contributions expected to be made to the Local Government Pension Scheme by the Authority in the year to 31 March 2026 will be £1,684k. Expected contributions to the Firefighters' Pension Scheme in the year to 31 March 2026 are £6,355k.

The following tables show the amount included in the balance sheet arising from the Authority's obligation in respect of its defined benefit plans.

## General Fund Transactions

2023/24			Comprehensive Income and Expenditure Statement		2024/25			
LGPS	FF Main Scheme	FF Injury Pensions	Total		LGPS	FF Main Scheme	FF Injury Pensions	Total
£000	£000	£000	£000	(CIES)	£000	£000	£000	£000
Service cost comprising:								
1,373	1,400	300	3,073	Current service cost	1,260	1,400	200	2,860
Financing and Investment Income and Expenditure:								
(392)	10,300	1,000	10,908	Net interest expense	(676)	10,300	1,100	10,724
<b>981</b>	<b>11,700</b>	<b>1,300</b>	<b>13,981</b>	<b>Total charged to Deficit on Provision of Services</b>	<b>584</b>	<b>11,700</b>	<b>1,300</b>	<b>13,584</b>
<b>Other post-employment benefits charged to the CIES</b>								
Re-measurement of the net defined benefit liability comprising:								
(3,352)	-	-	(3,352)	Return on plan assets (excluding the amount included in the net interest expense)	1,775	-	-	1,775
1,451	5,500	400	7,351	Actuarial gains and losses - experience	(425)	(8,500)	(100)	(9,025)
(230)	(100)	-	(330)	Actuarial gains and losses arising on changes in demographic assumptions	(76)	(3,600)	-	(3,676)
(2,892)	(11,100)	(800)	(14,792)	Actuarial gains and losses arising on changes in financial assumptions	(7,857)	(31,900)	(300)	(40,057)
<b>(5,023)</b>	<b>(5,700)</b>	<b>(400)</b>	<b>(11,123)</b>	<b>Total charged to Other CIES</b>	<b>(6,583)</b>	<b>(44,000)</b>	<b>(400)</b>	<b>(50,983)</b>
<b>(4,042)</b>	<b>6,000</b>	<b>900</b>	<b>2,858</b>	<b>Total charged to the CIES</b>	<b>(5,999)</b>	<b>(32,300)</b>	<b>900</b>	<b>(37,399)</b>

2023/24				Movement in Reserves Statement	2024/25			
LGPS	FF Main Scheme	FF Injury Pensions	Total		LGPS	FF Main Scheme	FF Injury Pensions	Total
£000	£000	£000	£000		£000	£000	£000	£000
(981)	(11,700)	(1,300)	(13,981)	Reversal of net charges made to the Deficit on the Provision of Services	(584)	(11,700)	(1,300)	(13,584)
				Actual amount charged against the general fund balance for pensions in the year:				
1,554	8,300	900	10,754	Employers' contributions payable to scheme	1,631	8,400	900	10,931

2023/24				Pensions Assets and Liabilities Recognised in the Balance Sheet	2024/25			
LGPS	FF Main Scheme	FF Injury Pensions	Total		LGPS	FF Main Scheme	FF Injury Pensions	Total
£000	£000	£000	£000		£000	£000	£000	£000
(43,698)	(216,700)	(21,600)	(281,998)	Present value of the defined obligation	(37,899)	(183,300)	(14,300)	(235,499)
57,469	-	-	57,469	Fair value of plan assets	59,300	-	-	59,300
<b>13,771</b>	<b>(216,700)</b>	<b>(21,600)</b>	<b>(224,529)</b>	<b>Net liability arising from the defined benefit obligation</b>	<b>21,401</b>	<b>(183,300)</b>	<b>(14,300)</b>	<b>(176,199)</b>

2023/24				Movement in the Value of Scheme Assets	2024/25			
LGPS	FF Main Scheme	FF Injury Pensions	Total		LGPS	FF Main Scheme	FF Injury Pensions	Total
£000	£000	£000	£000		£000	£000	£000	£000
51,211	-	-	51,211	Opening fair value of scheme assets	57,469	-	-	57,469
2,443	-	-	2,443	Interest income	2,804	-	-	2,804
				Re-measurement gains and losses:				
				The return on plan assets, excluding the amount included in the net interest expense	(1,775)	-	-	(1,775)
1,554	8,300	900	10,754	Contributions from employer	1,631	8,400	900	10,931
456	1,500	-	1,956	Contributions from employees into the scheme	472	1,600	-	2,072
(1,547)	(9,700)	(900)	(12,147)	Benefits / transfers paid	(1,301)	(10,000)	(900)	(12,201)
<b>57,469</b>	<b>100</b>	<b>-</b>	<b>57,569</b>	<b>Closing value of scheme assets</b>	<b>59,300</b>	<b>-</b>	<b>-</b>	<b>59,300</b>

2023/24		Movements in the Fair Value of Scheme Liabilities				2024/25		
LGPS	FF Main Scheme	FF Injury Pensions	Total		LGPS	FF Main Scheme	FF Injury Pensions	Total
£000	£000	£000	£000		£000	£000	£000	£000
(43,036)	(218,900)	(21,700)	(283,636)	Opening balance at 1 April	(43,698)	(216,700)	(21,600)	(281,998)
(1,373)	(1,400)	(300)	(3,073)	Current service cost	(1,260)	(1,400)	(200)	(2,860)
(2,051)	(10,300)	(1,000)	(13,351)	Interest cost	(2,128)	(10,300)	(1,100)	(13,528)
(456)	(1,500)	-	(1,956)	Contributions from scheme participants	(472)	(1,600)	-	(2,072)
Re-measurement gains and losses:								
(1,451)	(5,500)	(400)	(7,351)	Actuarial gains / (losses) - experience	425	8,500	100	9,025
230	100	-	330	Actuarial gains / (losses) from changes in demographic assumptions	76	3,600	-	3,676
2,892	11,100	800	14,792	Actuarial gains / (losses) from changes in financial assumptions	7,857	31,900	300	40,057
-	-	-	-	- Past service cost	-	-	-	-
-	100	-	100	Transfers in/out	-	-	-	-
1,547	9,700	900	12,147	Benefits / transfers paid	1,301	10,000	900	12,201
<b>(43,698)</b>	<b>(216,600)</b>	<b>(21,700)</b>	<b>(281,998)</b>	<b>Balance as at 31 March</b>	<b>(37,899)</b>	<b>(176,000)</b>	<b>(21,600)</b>	<b>(235,499)</b>

**LGPS - Pension Scheme - Assets comprised of:**

2023/24			2024/25			
Quoted	Unquoted	Total	Fair value of scheme assets	Quoted	Unquoted	Total
£000	£000	£000		£000	£000	£000
684	-	684	<b>Cash and cash equivalents</b>	1,382	-	1,382
<b>Equity Instruments by industry type:</b>						
-	7,076	7,076	Private Equity	-	7,511	7,511
-	24,319	24,319	Investment Funds & Unit Trusts	-	23,250	23,250
-	1,390	1,390	Consumer, Manufacturing and utilities	1,377	-	1,377
600	-	600	Financial Institutions	657	-	657
513	-	513	Health & Care	536	-	536
1,181	-	1,181	Information Technology	1,568	-	1,568
-	3,501	3,501	Real Estate UK Property	-	5,598	5,598
65	-	65	Other	55	-	55
<b>2,359</b>	<b>36,286</b>	<b>38,645</b>	<b>Subtotal Equity Instruments</b>	<b>4,193</b>	<b>36,359</b>	<b>40,552</b>
<b>Bonds by sector:</b>						
-	8,492	8,492	Investment Funds & Unit Trusts	-	7,808	7,808
-	5,252	5,252	UK Government	-	5,260	5,260
-	-	-	Other	-	-1	-1
-	<b>13,744</b>	<b>13,744</b>	<b>Subtotal Bonds</b>	-	<b>13,067</b>	<b>13,067</b>
<b>Investment Funds and Unit Trusts</b>						
-	4,396	4,396	Infrastructure	-	4,299	4,299
-	<b>4,396</b>	<b>4,396</b>	<b>Subtotal Investment Funds and Unit Trusts</b>	-	<b>4,299</b>	<b>4,299</b>
<b>3,043</b>	<b>54,426</b>	<b>57,469</b>	<b>Total Assets</b>	<b>5,575</b>	<b>53,725</b>	<b>59,300</b>

The significant assumptions used by the actuary have been:

2023/24	LGPS	2024/25
Long term expected rate of return on assets:		
4.9%	Equity Instruments	5.8%
4.9%	Bonds	5.8%
4.9%	Investment Funds and Unit Trusts	5.8%
Mortality assumptions:		
Longevity at retirement for current pensioners		
21.6	Men	21.5
24.7	Women	24.6
Longevity at retirement for future pensioners		
22.7	Men	22.6
25.9	Women	25.8
Other assumptions:		
3.1%	Rate of inflation	3.1%
3.3%	Rate of increase in salaries	3.3%
0.0%	Rate of increase in pensions	0.0%
4.9%	Rate for discounting scheme liabilities	5.8%

Impact of assumptions on the obligation:

Increase by 1%	LGPS	Decrease by 1%
£000	Assumption	£000
(73)	Rate of increase in salaries	(23)
(835)	Rate of increase in pensions	(746)
(891)	Rate for discounting scheme liabilities	(748)

The significant assumptions used by the actuary have been:

2023/24	Firefighters Main Scheme	2024/25
Mortality assumptions:		
Longevity at retirement for current pensioners		
25.8	Men	25.6
28.7	Women	28.5
Longevity at retirement for future pensioners		
27.2	Men	27.7
30.0	Women	30.5
Other assumptions:		
3.1%	Rate of inflation	3.2%
3.1%	Rate of increase in salaries	3.2%
2.8%	Rate of increase in pensions	2.8%
4.9%	Rate for discounting scheme liabilities	5.8%

Impact of assumptions on the obligation:

Increase by 1%	Firefighters Main Scheme	Decrease by 1%
£000	Assumption	£000
5,930	Longevity - 1 year increase	(5,930)
380	Rate of increase in salaries	(380)
27,140	Rate of increase in pensions	(27,140)
32,000	Rate for discounting scheme liabilities	(32,000)

## **Note 30 - Nature and Extent of Risks Arising from Financial Instruments**

### **Disclosure of Nature and Extent of Risk Arising From Financial Instruments**

All monies within these institutions are currently subject to the respective administration and policy.

#### **Key Risks**

The Fire Authority's activities expose it to a variety of financial risks. The key risks are:

- Credit risk – the possibility that other parties might fail to pay amounts due to the Authority.
- Liquidity risk – the possibility that the Authority might not have funds available to meet its commitments to make payments.
- Re-financing risk – the possibility that the Authority might be required to renew a financial instrument on maturity at disadvantageous interest rates or terms.
- Interest rate risk – the possibility that the Authority could pay higher costs on variable rate debt.
- Price risk – the possibility that the Authority could lose money on its investments.

#### **Overall Procedures for Managing Risk**

The Fire Authority's overall risk management programme focuses on the unpredictability of financial markets and seeks to minimise potential adverse effects on the resources available to fund services. Risk management is carried out by the finance team, under policies approved by the Fire Authority in the Annual Treasury Management Statement. The Fire Authority provides written principles for overall risk management, as well as written policies covering specific areas, such as interest rate risk, credit risk and the investment of surplus cash.

#### **Credit risk**

Credit risk arises from deposits with banks and financial institutions, as well as credit exposures to the Authority's customers.

This risk is minimised through the Annual Treasury Management Statement, which requires that deposits are not made with banks and financial institutions unless they meet minimum credit criteria of A, as laid down by Moody, Fitch, Standard & Poor's Rating Services and Credit Default Spread data provided by Link Asset Services. The Fire Authority has a policy of not investing more than £4m with any one group of institutes, unless it is UK Government backed where it is capped at £8m.

The Fire Authority's maximum exposure to credit risk in relation to its investments in banks and building societies of £13,438k cannot be assessed generally as the risk of any institution failing to make interest payments or repay the principal sum will be specific to each individual institution. Recent experience has shown that it is rare for such entities to be unable to meet their commitments. A risk of recoverability applies to all of the Fire Authority's deposits, but there was no evidence at the 31 March 2025 that this was likely to crystallise.

## Liquidity Risk

The Authority has a comprehensive cash flow management system that seeks to ensure that cash is available as needed. If unexpected movements happen, the Fire Authority has ready access to borrowings from the money markets and the Public Works Loans Board. There is no significant risk that it will be unable to raise finance to meet its commitments under financial instruments. Instead, the risk is that the Fire Authority will be bound to replenish a significant proportion of its borrowings at a time of unfavourable interest rates. The Fire Authority sets limits on the proportion of its fixed rate borrowing during specified periods. The strategy is to ensure budget certainty through the use of long term funding secured at low rates of interest. The maturity analysis of financial liabilities is shown in the Liquidity Risk table below.

Time to maturity (years)	Liabilities	
	Interest £000's	Principle £000's
Not over 1	(187)	-
Over 1 but not over 2	(187)	-
Over 2 but not over 5	(562)	-
Over 5 but not over 10	(937)	-
Over 10 but not over 20	(1,522)	-
Over 20 but not over 40	(2,132)	(3,200)
Over 40	(282)	(2,500)
<b>Total</b>	<b>(5,809)</b>	<b>(5,700)</b>

## Market Risk

Interest rate risk - The Authority is exposed to interest rate movements on its borrowings and investments. Movements in interest rates have a complex impact on the Authority, depending on how variable and fixed interest rates move across differing financial instrument periods. For instance, a rise in variable and fixed interest rates would have the following effects:

- Borrowings at variable rates – the interest expense charged to the Comprehensive Income and Expenditure Statement will rise;
- Borrowings at fixed rates – the fair value of the borrowing will fall (no impact on revenue balances);
- Investments at variable rates – the interest income credited to the Comprehensive Income and Expenditure Statement will rise; and
- Investments at fixed rates – the fair value of the assets will fall (no impact on revenue balances).

Borrowings are not carried at fair value on the balance sheet, so nominal gains and losses on fixed rate borrowings would not impact on the Deficit on the Provision of Services or Other Comprehensive Income and Expenditure. However, changes in interest payable and receivable on variable rate borrowings and investments will be posted to the Surplus or Deficit on the Provision of Services and affect the General Fund Balance, subject to influences from Government grants. Movements in the fair value of fixed rate investments that have a quoted market price will be reflected in the Other Comprehensive Income and Expenditure Statement.

The Fire Authority has a number of strategies for managing interest rate risk. The Annual Treasury Management Strategy draws together the Authority's prudential and treasury indicators and its expected treasury operations, including an expectation of interest rate movements. From this strategy, a treasury indicator is set which provides maximum limits for fixed and variable interest rate exposure. The central treasury team will monitor market and forecast interest rates within the year to adjust exposures appropriately. For instance during periods of falling interest rates, and where economic circumstances make it favourable, fixed rate investments may be taken for longer periods to secure better long term returns, similarly the drawing of longer term fixed rates borrowing would be postponed.

The finance team has an active strategy for assessing interest rate exposure that feeds into the setting of the annual budget and which is used to update the budget quarterly during the year. This allows any adverse changes to be accommodated. The analysis will also advise whether new borrowing taken out is fixed or variable.

### Sensitivity Analysis

According to this assessment strategy, at 31 March 2025, if interest rates had been 1% higher with all other variables held constant, the financial effect would be:

	<b>£000s</b>
Increase in interest receivable on variable rate investments	117
Impact on Surplus or Deficit on the Provision of Services	(117)

Decrease in fair value of fixed rate borrowings liabilities (no impact on the Surplus or Deficit on the provision of Services or Other Comprehensive Income and Expenditure). The impact of a 1% fall in interest rates would be as above, but with the movements being reversed. 1% is not the Fire Authority's estimate of probable variation, it is used as an example to allow readers to easily work out comparisons using their own estimates.

## Fire Fighters Pension Fund Account

This account shows the contributions made to and payments from the Firefighters' Pension Schemes. The schemes are unfunded and consequently since the scheme has no investment assets, the difference between the contributions and payments is now fully financed by the Home Office. The net effect on the Fire Authority will always be nil.

The fund's financial statements do not take into account any liabilities to pay pension and other benefits after the period end.

<b>2023/24</b>		<b>2024/25</b>
<b>£000's</b>		<b>£000's</b>
	<b>Contributions Receivable</b>	
(3,386)	Employers	(4,843)
(119)	Ill-health retirements	(75)
(1,532)	Employees	(1,883)
(5,037)		(6,801)
(58)	<b>Transfers in from other schemes</b>	(18)
	<b>Benefits Payable</b>	
8,695	Pensions	9,496
1,178	Commutation of pension and lump sum retirement benefits	660
109	Other payments in respect to lump sum retirement benefits	51
113	<b>Transfers out to other schemes</b>	-
5,000	<b>Deficit for the year before top up grant receivable from sponsoring department</b>	3,388
(5,000)	<b>Top up grant receivable from sponsoring department</b>	(3,388)
-	<b>Net amount payable/receivable for the year</b>	-

# Notes to the Fire Fighters Pension Fund Account

## Note F1

### Firefighters Pension Fund Statement Notes

- The fund was established under the Firefighters' Pensions Scheme (Amendment) (England) Order 2006. The scheme is an unfunded scheme and has no investment assets. The fund pays all Firefighters' retirement benefits with the exception of injury awards which are paid from the Fire Authority's account and included in the Comprehensive Income and Expenditure Statement.
- The fund displays the contributions receivable and the benefits paid out in respect of pensions and leavers. As there are no investment assets held within the fund the difference between the income, from employee and employer contributions, and expenditure is met by a contribution from / to the Department of Communities and Local Government, thus the fund is balanced to nil each year. The fund is administered by the LGSS (Local Government Shared Service) Pensions Section of Cambridgeshire County Council and managed by Cambridgeshire & Peterborough Fire Authority.
- The accounting policies followed are as stated in the Accounting Policies. The Pension Fund Account only relates to the liabilities incurred during the 2024/25 financial year. All future liabilities are accounted for on an IAS 19 basis and are included within the core financial statements.
- The employees' and employer's contributions are based on percentages of pensionable pay set nationally by the MHCLG and subject to triennial revaluation by the Government Actuary's Department.

## Note F2

### Net Assets Statement

<b>2023/24</b>		<b>2024/25</b>
<b>£000's</b>		<b>£000's</b>
503	Top-up grant due from/refundable to(-) the Government	(3,480)
(503)	Amount due to (-)/from General Fund	3,480
<hr/> <hr/>		<hr/> <hr/>
-		-

**Independent Auditors' Report to the Members of Cambridgeshire and Peterborough Fire Authority**

Intentionally left blank





# Glossary

## **AAA FITCH RATING**

Highest credit quality - 'AAA' ratings denote the lowest expectation of credit risk. They are assigned only in case of exceptionally strong capacity for timely payment of financial commitments. This capacity is highly unlikely to be adversely affected by foreseeable events.

## **AA FITCH RATING**

Very high credit quality - 'AA' ratings denote a very low expectation of credit risk. They indicate very strong capacity for timely payment of financial commitments. This capacity is not significantly vulnerable to foreseeable events.

## **A FITCH RATING**

High credit quality - 'A' ratings denote a low expectation of credit risk. The capacity for timely payment of financial commitments is considered strong. This capacity may, nevertheless, be more vulnerable to changes in circumstances or in economic conditions than is the case for higher ratings.

## **ACCOUNTING PERIOD**

The period of time covered by the accounts, normally a period of twelve months commencing on 1 April. The end of the accounting period is the Balance Sheet date.

## **ACCRUALS**

Sums included in the final accounts to recognise revenue and capital income and expenditure earned or incurred in the financial year, but for which actual payment had not been received or made as at 31 March.

## **ACTUARIAL GAINS AND LOSSES**

For a defined benefit pension scheme, the changes in actuarial surpluses or deficits that arise because:

- Events have not coincided with the actuarial assumptions made for the last valuation (experience gains and losses); or
- The actuarial assumptions have changed

## **ASSET**

An item having value to the Authority in monetary terms. Assets are categorised as either current or non-current

- A current asset will be consumed or cease to have material value within the next financial year (e.g. cash and stock);
- A non-current asset provides benefits to the Authority and to the services it provides for a period of more than one year and may be tangible e.g. a community centre, or intangible, e.g. computer software licences.

## **AUDIT OF ACCOUNTS**

An independent examination of the Authority's financial affairs.

## **BALANCE SHEET**

A statement of the recorded assets, liabilities and other balances at the end of the accounting period.

## **BORROWING**

Using cash provided by another party to pay for expenditure, on the basis of an agreement to repay the cash at a future point, usually incurring additional interest charges over and above the original amount.

## **BUDGET**

A statement of the Fire Authority's policy expressed in financial terms.

## **CAPITAL EXPENDITURE**

Expenditure on the acquisition of non-current assets or expenditure, which adds to the value of existing non-current assets, (i.e. over and above maintenance).

## **CAPITAL FINANCING**

Funds raised to pay for capital expenditure. There are various methods of financing capital expenditure including borrowing, leasing, direct revenue financing, usable capital receipts, capital grants, capital contributions, revenue reserves and earmarked reserves.

## **CAPITAL PROGRAMME**

The capital schemes the Fire Authority intends to carry out over a specific period of time.

## **CAPITAL RECEIPTS**

Income from the sale of assets. Such income may only be used to repay loan debt or to finance new capital expenditure.

## **CHARTERED INSTITUTE OF PUBLIC FINANCE AND ACCOUNTANCY (CIPFA)**

The principal accountancy body dealing with local government finance.

## **COMPREHENSIVE INCOME AND EXPENDITURE STATEMENT**

The account of the Fire Authority that reports the net cost for the year of the functions for which it is responsible and demonstrates how that cost has been financed from precepts, grants and other income.

## **CONSISTENCY**

The concept that the accounting treatment of like items within an accounting period and from one period to the next are the same.

## **CONTINGENT ASSETS**

A possible asset arising from past events, whose existence will only be confirmed by future events not wholly within the Fire Authority's control.

## **CONTINGENT LIABILITY**

A contingent liability is either:

- A possible obligation arising from past events whose existence will be confirmed only by the occurrence of one or more uncertain future events not wholly within the Fire Authority's control; or
- A present obligation arising from past events where it is not probable that a transfer of economic benefits will be required, or the amount of the obligation cannot be measured with sufficient reliability.

## **CREDITORS**

Amounts owed by the Fire Authority for which payment has not been made by the end of the financial year.

## **CURRENT SERVICE COST (PENSIONS)**

The increase in the present value of a defined benefits pension scheme's liabilities, expected to arise from employee service in the current period.

## **DEBTORS**

Amounts due to the Fire Authority but unpaid at the end of the financial year.

## **DEFINED BENEFIT PENSION SCHEME**

Pension schemes in which the benefits received by the participants are independent of the contributions paid and are not directly related to the investments of the scheme.

## **DEPRECIATION**

The measure of the cost of wearing out, consumption or other reduction in the useful economic life of the Fire Authority's non-current assets.

## **EQUITY**

The Fire Authority's value of total assets less total liabilities.

## **EVENTS AFTER THE BALANCE SHEET DATE**

Events after the Balance Sheet date are those events, favourable or unfavourable, that occur between the Balance Sheet date and the date when the Statement of Accounts is authorised for issue.

## **EXPECTED RETURN ON PENSION ASSETS**

For a funded defined benefit scheme, this is the average rate of return, including both income and changes in fair value but net of scheme expenses, which is expected over the remaining life of the related obligation on the actual assets held by the scheme.

## **FAIR VALUE**

The fair value of an asset is the price at which it could be exchanged in an arm's length transaction.

## **FINANCE LEASE**

A lease that transfers substantially all of the risks and rewards of ownership of a fixed asset to the lessee.

## **GOING CONCERN**

The concept that the Statement of Accounts is prepared on the assumption that the Fire Authority will continue in operational existence for the foreseeable future.

## **GOVERNMENT GRANTS**

Grants made by the government towards either revenue or capital expenditure in return for past or future compliance with certain conditions relating to the activities of the Fire Authority. These grants may be specific to a particular scheme or may support the revenue spend of the Fire Authority in general.

## **IMPAIRMENT**

A reduction in the value of a fixed asset to below its recoverable amount, the higher of the asset's fair value less costs to sell and its value in use.

## **INJURY AWARD**

An injury award compensates an individual for the potential loss of earnings for injury sustained whilst on duty that results in some level of disablement which hinders or prevents them from working in the future. An injury award is a life time award.

## **INTANGIBLE ASSETS**

An intangible (non-physical) item may be defined as an asset when access to the future economic benefits it represents is controlled by the reporting entity. This Fire Authority's intangible assets comprise computer software licences.

## **INTEREST COST (PENSIONS)**

For a defined benefit scheme, the expected increase during the period of the present value of the scheme liabilities because the benefits are one period closer to settlement.

## **LIABILITY**

A liability is where the Fire Authority owes payment to an individual or another organisation.

- A current liability is an amount which will become payable or could be called in within the next accounting period, e.g. creditors or cash overdrawn.
- A deferred liability is an amount which by arrangement is payable beyond the next year at some point in the future or to be paid off by an annual sum over a period of time.

## **LIQUID RESOURCES**

Current asset investments that are readily disposable by the Fire Authority without disrupting its business and are either:

- Readily convertible to known amounts of cash at or close to the carrying amount; or
- Traded in an active market.

## **LONG TERM BORROWING**

Loans raised to finance capital spending which have still to be repaid.

## **LONG-TERM CONTRACT**

A contract entered into for the design, manufacture or construction of a single substantial asset or the provision of a service (or a combination of assets or services which together constitute a single project), where the time taken to substantially complete the contract is such that the contract activity falls into more than one accounting period.

## **MATERIALITY**

The concept that the Statement of Accounts should include all amounts which, if omitted, or mis-stated, could be expected to lead to a distortion of the financial statements and ultimately mislead a user of the accounts.

## **NET BOOK VALUE**

The amount at which fixed assets are included in the Balance Sheet, i.e. their historical costs or current value less the cumulative amounts provided for depreciation.

## **NET DEBT**

The Authority's borrowings less cash and liquid resources.

## **OPERATING LEASE**

A lease where the ownership of the fixed asset remains with the lessor.

## **PAST SERVICE COST (PENSIONS)**

For a defined benefit pension scheme, the increase in the present value of the scheme liabilities related to employee service in prior periods arising in the current period as a result of the introduction of, or improvement to retirement benefits.

## **PENSION SCHEMES**

### **a) Retirement Benefits**

All forms of consideration given by an employer in exchange for services rendered by employees that are payable after the completion of employment. Retirement benefits do not include termination benefits payable as a result of: (i) an employer's decision to terminate an employee's employment before the normal retirement date or (ii) an employee's decision to accept redundancy in exchange for those benefits, because these are not given in exchange for services rendered by employees.

### **b) Scheme Liabilities**

The liabilities of a defined benefit scheme for outgoings due after the valuation date. Scheme liabilities measured using the projected unit method reflects the benefits that the employer is committed to provide for service up to the valuation date.

## **PRECEPTING**

The Fire Authority is deemed a major precepting authority and now has the power to levy a local Council Tax charge on the local taxpayer.

## **PRIOR YEAR ADJUSTMENT**

Material adjustments applicable to previous years arising from changes in accounting policies or from the correction of fundamental errors. This does not include normal recurring corrections or adjustments of accounting estimates made in prior years.

## **PROPERTY, PLANT AND EQUIPMENT**

Tangible assets that yield benefits to the Fire Authority for a period of more than one year.

## **PROVISION**

An amount put aside in the accounts for future liabilities or losses which are certain or very likely to occur but the amounts or dates of when they will arise are uncertain.

## **PUBLIC WORKS LOAN BOARD (PWLB)**

The government body that provides local authority loans.

## **RELATED PARTIES**

There is a detailed definition of related parties in FRS 8. For the Council's purposes related parties are deemed to include the Fire Authority's members, the Chief Executive, its Directors and their close family and household members.

## **RELATED PARTY TRANSACTIONS**

The Statement Of Recommended Practice requires the disclosure of any material transactions between the Authority and related parties to ensure that stakeholders are aware when these transactions occur and the amount and implications of such.

## **REMUNERATION**

All sums paid to or receivable by an employee and sums due by way of expenses allowances (as far as those sums are chargeable to UK income tax) and the money value of any other benefits. Received other than in cash. Pension contributions payable by the employer are excluded.

## **RESERVES**

The accumulation of surpluses, deficits and appropriations over past years. Reserves of a revenue nature are available and can be spent or earmarked at the discretion of the Fire Authority. Some capital reserves such as the fixed asset restatement account cannot be used to meet current expenditure.

## **RESIDUAL VALUE**

The net realisable value of an asset at the end of its useful life.

## **REVENUE EXPENDITURE AND INCOME**

Expenditure and income arising from the day to day operation of the Fire Authority.

## **REVENUE SUPPORT GRANT**

A grant paid by Central Government to authorities, contributing towards the general cost of their services.

## **ROYAL INSTITUTE OF CHARTERED SURVEYORS (RICS)**

The body dealing with property surveys.

## **STOCKS**

Items of raw materials and stores an authority has procured and holds in expectation of future use. Examples are consumable stores, raw materials and products and services in intermediate stages of completion.

## **USEFUL ECONOMIC LIFE (UEL)**

The period over which the Fire Authority will derive benefits from the use of a fixed asset.